



Australian Government
Department of Education,
Skills and Employment

Australian Government Schools Funding

Report on financial assistance paid
to the schools sector and relevant
decisions under section 127 of
the *Australian Education Act 2013*

2014 to 2020 funding years






Australian Government
**Department of Education,
Skills and Employment**

Australian Government Schools Funding

Report on financial assistance paid
to the schools sector and relevant
decisions under section 127 of the
Australian Education Act 2013

2014 to 2020 funding years





ISSN 2653-2573 (Online)

ISSN 2653-2565 (Print)



With the exception of the Commonwealth Coat of Arms, the Department's logo, any material protected by a trade mark and where otherwise noted all material presented in this document is provided under a Creative Commons Attribution 4.0 Australia licence.

The details of the relevant licence conditions are available on the Creative Commons website (accessible using the links provided) as is the full legal code for the CC BY 4.0 AU licence.

The document must be attributed as the Australian Government Schools Funding Report on financial assistance paid to the schools sector and relevant decisions under section 127 of the *Australian Education Act 2013*.

Contents

00	Glossary	iv
	List of figures and tables	v
	Executive summary	1
	Introduction	1
	Financial assistance reportable under section 127 of the Act	1
	Schools assurance and compliance activities	3
01	Section 1: Framework for funding arrangements and financial assistance	5
	Funding of schools in Australia	6
	Australian Government funding arrangements	7
	The Act and the Regulation	11
	Section 127 of the Act	14
02	Section 2: Financial assistance paid for school education by the Australian Government under section 127 of the Act	17
	Financial assistance paid by the Commonwealth	18
03	Section 3: Overview of schools funding assurance and compliance activities	23
	A risk-based approach to assurance and compliance	24
	Key assurance and compliance activities	25
04	Appendix	29
	Appendix A: Financial assistance paid to approved authorities in 2020	30
	Appendix B: Financial assistance paid to approved authorities between 2014 and 2019	122
	Appendix C: Non-government Approved Authorities and number of schools represented	480
	Appendix D: How is Australian Government funding for schools distributed according to need?	482
	Appendix E: National funding to schools	487
	Appendix F: Methodology applied for reporting on financial assistance paid to the schools sector	488

Glossary

Term	Definition
Allocation	The public funding provided by governments to Approved System Authorities.
Approved authorities	Legal entities approved under the Act that can receive Australian Government recurrent funding for one or more schools.
Approved system authorities	Approved authorities for more than one school that distribute funding according to their own needs-based funding arrangement (that is, in accordance with section 78(5) of the Act). This includes state and territory governments.
Assurance	The process of providing confidence and comfort that policies, procedures, controls or activities are effective and relative to the risk profile and operating environment.
Australian Education Act 2013	The Australian Education Act 2013 is the principal legislation governing the provision of Commonwealth funding to government and non-government schools as well as supporting the objectives of intergovernmental agreements on school education.
Australian Education Regulation 2013	The Australian Education Regulation 2013 provides more detail to support the operation of the Australian Education Act 2013. It outlines the conditions required to be met in order to receive funding under the Australian Education Act 2013.
Australian Government Department of Education, Skills and Employment (DESE)	Commonwealth department that contributes to Australia's economic prosperity and social wellbeing by creating opportunities and driving better outcomes for people, through education, skills and employment pathways.
Compliance	An activity or action undertaken to provide proof/verification of an outcome.
Nationally Consistent Collection of Data on School Students with Disability (NCCD)	The NCCD is used to calculate the student with disability loading in recurrent funding for schools provided by the Australian Government. This loading is based on the level of adjustment being provided to the student. The NCCD collects data about school students with disability across Australia in a consistent, reliable and systematic way.
Non-Government Schools Census	An annual collection of information on students and staff from all non-government schools that have, as their major activity, the administration or provision of full-time primary, secondary and/or special education.
Post enumeration	An annual process to verify the accuracy of information provided by non-government schools in the Non-Government School Census that is used to calculate the school's Australian Government funding entitlement.
Public funding	Recurrent funding provided by the Australian Government and state and territory governments.
Schooling Resource Standard (SRS)	An estimate of how much total public funding a school needs to meet its students' educational needs. It is calculated using a formula in the Act that consists of a base amount for all schools, plus loadings for schools with students with greater needs. The base amount and most of the loadings are worked out by reference to an amount per student called the SRS funding amount.

List of figures and tables

List of tables

Table 1:	Financial assistance funding in 2020 (\$, exclusive of Goods and Services Tax (GST))	2
Table 2:	Financial assistance funding in 2020 (\$, exclusive of GST)	19
Table 3:	Financial assistance funding in 2019 (\$, exclusive of GST)	19
Table 4:	Financial assistance funding in 2018 (\$, exclusive of GST)	19
Table 5:	Financial assistance funding in 2017 (\$, exclusive of GST)	20
Table 6:	Financial assistance funding in 2016 (\$, exclusive of GST)	20
Table 7:	Financial assistance funding in 2015 (\$, exclusive of GST)	20
Table 8:	Financial assistance funding in 2014 (\$, exclusive of GST)	21
Table A1:	Financial assistance to state and territory governments in 2020 (\$, exclusive of GST)	30
Table A2:	Financial Assistance to non-government approved authorities in 2020 (\$, exclusive of GST)	31
Table A3:	Financial Assistance to Block Grant Authorities in 2020 (\$, exclusive of GST)	79
Table A4:	Financial Assistance to Non-Government Representative Bodies in 2020 (\$, exclusive of GST)	80
Table A5:	Special and Prescribed Circumstances financial assistance to Approved Authorities in 2020 (\$, exclusive of GST)	81
Table B1:	Financial assistance to state and territory governments in 2014 (\$, exclusive of GST)	122
Table B2:	Total funding paid to approved authorities of non-government schools in 2014 (\$, exclusive of GST)	123
Table B3:	Financial Assistance to Block Grant Authorities in 2014 (\$, exclusive of GST)	169
Table B4:	Financial assistance to Non-Government Representative Bodies in 2014 (\$, exclusive of GST)	170
Table B5:	Special and Prescribed Circumstances financial assistance to Approved Authorities in 2014 (\$, exclusive of GST)	171
Table B6:	Financial assistance to state and territory governments in 2015 (\$, exclusive of GST)	172
Table B7:	Total funding paid to approved authorities of non-government schools in 2015 (\$, exclusive of GST)	173
Table B8:	Financial assistance to Block Grant Authorities in 2015 (\$, exclusive of GST)	219
Table B9:	Financial assistance to Non-Government Representative Bodies in 2015 (\$, exclusive of GST)	220
Table B10:	Special and Prescribed Circumstances financial assistance to Approved Authorities in 2015 (\$, exclusive of GST)	221
Table B11:	Financial assistance to state and territory governments in 2016 (\$, exclusive of GST)	222
Table B12:	Total funding paid to approved authorities of non-government schools in 2016 (\$, exclusive of GST)	223
Table B13:	Financial assistance to Block Grant Authorities in 2016 (\$, exclusive of GST)	270
Table B14:	Financial assistance to Non-Government Representative Bodies in 2016 (\$, exclusive of GST)	271
Table B15:	Special and Prescribed Circumstances financial assistance to Approved Authorities in 2016 (\$, exclusive of GST)	272

Table B16: Financial assistance to state and territory governments in 2017 (\$, exclusive of GST)	274
Table B17: Total funding paid to approved authorities of non-government schools in 2017 (\$, exclusive of GST)	275
Table B18: Financial assistance to Block Grant Authorities in 2017 (\$, exclusive of GST)	322
Table B19: Financial assistance to Non-Government Representative Bodies in 2017 (\$, exclusive of GST)	323
Table B20: Special and Prescribed Circumstances financial assistance to Approved Authorities in 2017 (\$, exclusive of GST)	324
Table B21: Financial Assistance to state and territory governments in 2018 (\$, exclusive of GST)	350
Table B22: Total funding paid to approved authorities of Non-Government Schools in 2018 (\$, exclusive of GST)	351
Table B23: Financial assistance to Block Grant Authorities in 2018 (\$, exclusive of GST)	398
Table B24: Financial assistance to Non-Government Representative Bodies in 2018 (\$, exclusive of GST)	399
Table B25: Special and Prescribed Circumstances financial assistance to Approved Authorities in 2018 (\$, exclusive of GST)	400
Table B26: Financial assistance to state and territory governments in 2019 (\$, exclusive of GST)	407
Table B27: Total funding paid to approved authorities of non-government schools in 2019 (\$, exclusive of GST)	408
Table B28: Financial assistance to Block Grant Authorities in 2019 (\$, exclusive of GST)	456
Table B29: Financial assistance to Non-Government Representative Bodies in 2019 (\$, exclusive of GST)	457
Table B30: Special and Prescribed Circumstances financial assistance to Approved Authorities in 2019 (\$, exclusive of GST)	458
Table C1: Approved Authorities with 5 or more non-government schools	480
Table C2: Approved Authorities, number of non-government schools – by Sector	481
Table C3: Distribution of Approved Authorities by the number of non-government schools represented	481

List of figures

Figure 1: Financial assistance funding to approved authorities in 2020, by funding source, per cent of total	2
Figure 2: Financial assistance funding to approved authorities, 2014 to 2020 (\$ billions, exclusive of GST)	3
Figure 3: Financial assistance funding, 2014 to 2020 (\$ billions, exclusive of GST)	18

Executive summary

Introduction

The primary objective of this annual report is to meet the requirements under section 127 of the *Australian Education Act 2013* (the Act). It requires the Minister for Education and Youth to table a report in Parliament as soon as practicable after 30 June each year on:

- (a) any financial assistance paid to an approved authority in the previous year under this Act
- (b) the application of any financial assistance paid to an approved authority in the previous year under this Act
- (c) any decisions made under any of the following provisions:
 - (i) section 74 (relating to public interest test in considering whether to approve a person as an approved authority)
 - (ii) subsection 76(2) (approved authorities for government schools not taken to satisfy basic requirements)
 - (iii) paragraph 81(1)(c) (variation or revocation of approval of approved authority in public interest).
- (d) any other matter prescribed by the regulations.

Approved authorities (AAs) include approved system authorities (state and territory governments for government schools and Catholic and independent approved system authorities for non-government schools) and AAs for independent non-government schools that do not belong to a system.

In this report, information is presented on financial assistance paid to AAs for the school year 2020, as well as for previous years (2014 to 2019) for the purpose of providing historical context on financial assistance paid under the Act.

Financial assistance reportable under section 127 of the Act

Financial assistance paid by the Australian Government to the schools sector in 2020 reportable under section 127 of the Act is summarised in Table 1 below. Approximately \$8.7 billion was provided to the states and territories for government schools (as AAs), and approximately \$13.6 billion was provided to the non-government schools sector (via the state and territory treasuries). Total funding for the 2020 calendar year was approximately \$22.3 billion.

Note that table 1 includes funding to Block Grant Authorities for capital funding and funding to Non-Government Representative Bodies (NGRBs) for the Non-Government Reform Support Fund (Reform Support Fund) and the Choice and Affordability Fund (CAF).

Appendix A provides detailed information on funding provided to each AA in 2020. The funding reported includes recurrent funding (calculated with regard to the base funding and relevant loadings under the SRS), and special and prescribed circumstances funding¹.

¹ Any payment adjustments to funding that have occurred for AAs are also reported. Payment adjustments are a result of changes to previous year/s entitlements due to changes in enrolment or other factors that determine the annual funding calculated for a school. Note that payment adjustments can apply to recurrent funding as well as special/prescribed circumstances funding.

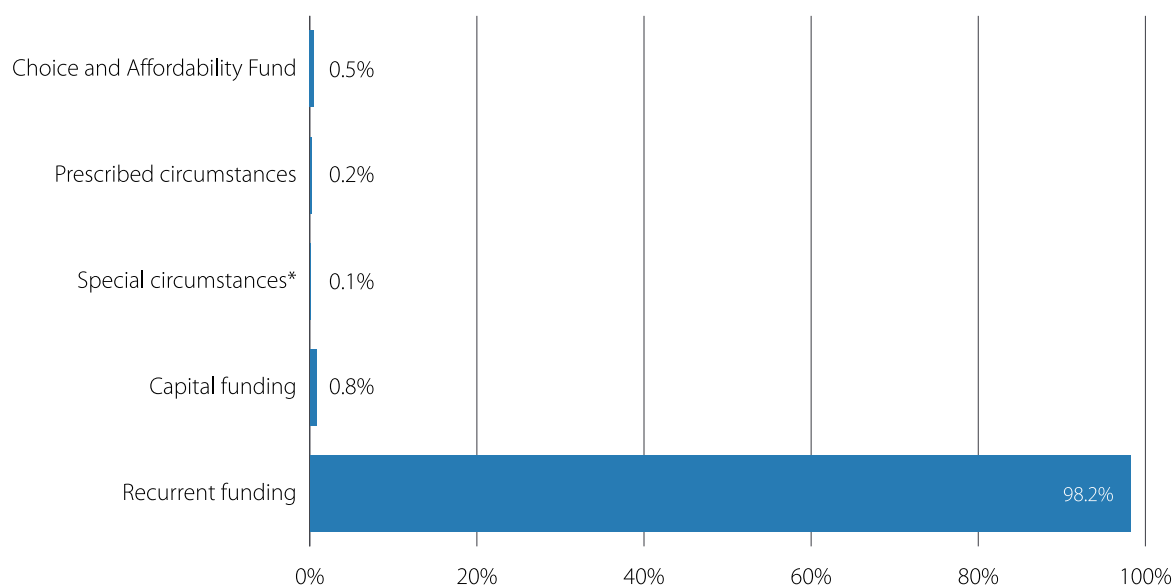
Table 1: Financial assistance funding in 2020 (\$, exclusive of Goods and Services Tax (GST))

Financial Assistance Funding	Government Sector	Non-Government Sector	Total
Recurrent funding	8,706,218,335	13,197,708,873	21,903,927,208
Capital funding	0	171,061,593	171,061,593
Special circumstances*	0	30,406,061	30,406,061
Prescribed circumstances	32,268,568	19,902,955	52,171,523
Non-Government Reform Support Fund	0	40,013,000	40,013,000
Choice and Affordability Fund	0	102,999,998	102,999,998
Total	8,738,486,903	13,562,092,480	22,300,579,383

Source: DESE (totals may not equal due to rounding as figures have been rounded to the nearest dollar)

* Note, from July 2020, funding for special circumstances is available through the CAF.

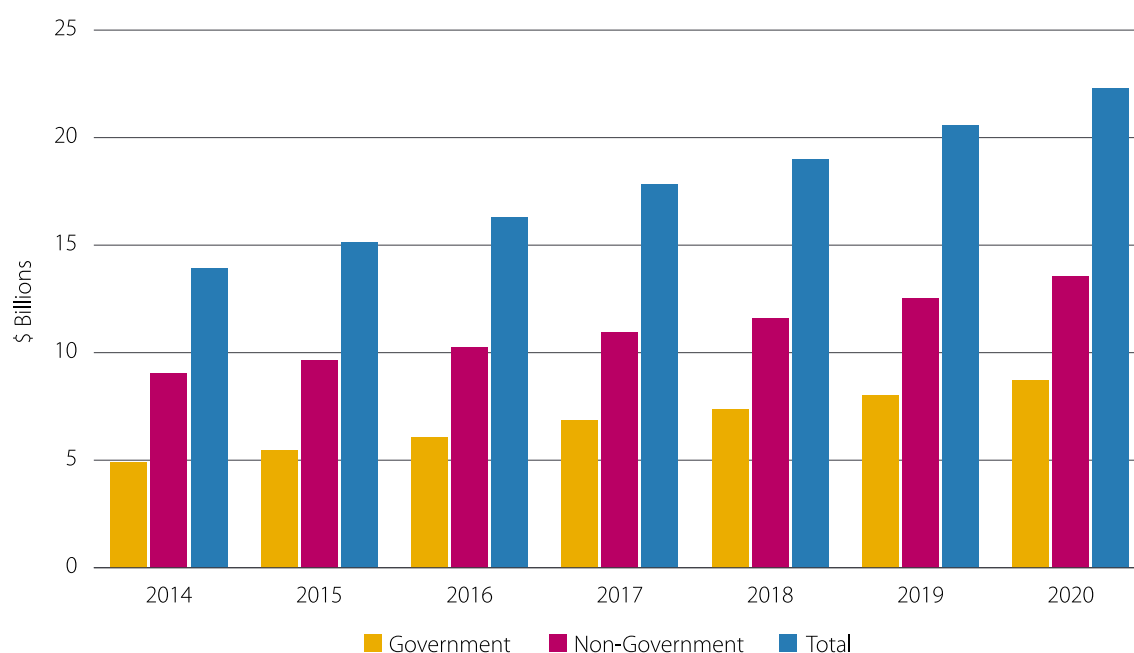
As illustrated in Figure 1 below, the majority of funding provided to the sector in 2020 related to recurrent funding (\$21.9 billion or 98.2 per cent of total financial assistance).

Figure 1: Financial assistance funding to approved authorities in 2020, by funding source, per cent of total

Source: DESE

* Note, from July 2020, funding for special circumstances is available through the CAF.

Between the period 2014 and 2020, the Australian Government provided approximately \$125.1 billion of financial assistance to the government and the non-government sector, with approximately 62 per cent flowing through to non-government schools (see Figure 2 below).

Figure 2: Financial assistance funding to approved authorities, 2014 to 2020 (\$ billions, exclusive of GST)

Source: DESE


Schools assurance and compliance activities

The Department applies a risk-based approach to assurance and compliance (refer to the Department's 2019 publication [Schools Funding Assurance Framework](#)). The risk-based approach is to assure that Australian Government funding for schools is appropriately used for education purposes, without providing unreasonable administrative burden to funding recipients. The Department's assurance and compliance activities assist and encourage the sector to be compliant and stay compliant.

Key financial assurance and compliance activities that are undertaken by the Department include:

- Annual funding acquittals to provide assurance of AAs' use of funds. These acquittals require independent accountant (auditor) review for non-government AAs
- Annual review of audited financial statements for potential compliance issues
- Financial viability assessments
- Census data checking. This annual process is conducted to confirm that student information reported in the annual Non-Government school Census is accurate for funding and reporting purposes.

In addition, policy assurance is undertaken to ensure that schools are applying Australian education policies and requirements of nationally agreed policy objectives.





01

Section 1: Framework for funding arrangements and financial assistance

Funding of schools in Australia	6
Australian Government funding arrangements	7
The Act and the Regulation	11
Section 127 of the Act	14

This section of the report provides a brief overview of the current funding arrangements for schools and the type of financial assistance provided by the Australian Government. It also provides an overview of the legislative and regulatory framework under which financial assistance is paid.

The requirements in section 127 of the Act are also discussed.

Funding of schools in Australia

State and territory governments have been responsible for delivering school education in their jurisdictions since Australia became a federation. This includes registering and regulating schools (whether government or non-government) and operating government schools.

The Australian Government has a role in education funding and national policy. While the Australian Government does not operate any schools or employ any teachers, funding responsibility is shared between the Australian Government and state and territory governments.

Schools receive funding from both the Australian Government and their state or territory government:

- States and territories are the majority public funder of the government sector in line with their constitutional responsibility. The Australian Government is the minority public funder.
- The Australian Government has historically been the majority public funder for non-government schools, reflecting its commitment to supporting parental choice and diversity in the schooling system. State and territory governments are the minority public funders for this sector.

Australian Government funding arrangements

The Australian Government commenced new Quality Schools funding arrangements from 2018. Under these arrangements, funding is based on each school's Schooling Resource Standard (SRS) which is a measure of the amount of public funding needed by a school to meet the educational needs of its students. The SRS funding model, which was first introduced in 2014, is being refined to be simple, transparent and based on need. Unlike the previous arrangements where the Australian Government contribution of the SRS varied between states and territories, the Australian Government is moving towards consistently funding:

- 20 per cent of the total SRS for government systems, reflecting its role as the minority public funder of this sector
- 80 per cent of the total SRS for non-government schools and systems, reflecting its role as the majority public funder of this sector.

Schools currently funded below their target Commonwealth share of the SRS will transition to the target by 2023, to ensure they get the support they need earlier.

Schools that are currently funded above their target Commonwealth share will transition to it by 2029 at the latest.

Under the new arrangements, state and territory governments are also required to deliver their share of total public funding.

This will ensure that students with greater needs will attract higher levels of funding from the Australian Government, and students with the same need within the same sector will attract the same support from the Australian Government, regardless of the state where they live.

The Schooling Resource Standard

The SRS is made up of a base amount for all primary and secondary students and up to six needs based loadings for student priority cohorts and disadvantaged schools.

Base amount provides funding for every student

The base amount is calculated using the SRS funding amounts and a capacity to contribute discount for most non-government schools.

In 2020, the SRS funding amount for primary students was \$11,747 and \$14,761 for secondary students.

For most non-government schools, calculation of the base amount includes a reduction for the anticipated capacity of the school community to financially contribute to the school's operating costs relative to the capacity of other non-government schools. This is called the 'capacity to contribute' (CTC) assessment. CTC does not apply to government schools, non-government special schools or special assistance schools, non-government majority Aboriginal and Torres Strait Islander schools, or non-government sole-provider schools.

In 2020 the Australian Government introduced a new method for calculating a school community's CTC based on a Direct Measure of Income (DMI) of parents and guardians of students at a school. This more accurate approach will ensure more funding flows to the schools that need it the most.

Loadings provide extra funding for student priority cohorts and disadvantaged schools

Up to four student loadings and two school-based loadings make up the total loading amount used to calculate a school's SRS.

Student with disability loading

This loading provides extra funding on top of the base amount for each student with disability.

Since 2018, the loading is based on the Nationally Consistent Collection of Data on School Students with Disability (NCCD), which collects information on students with disability by the level of additional support they are provided to access and participate in learning. Under the NCCD, the schools use their professional, evidence-based judgement to capture information on the level of additional support a student is provided in the classroom.

Students with disability who are counted in the top 3 levels of the NCCD (extensive, substantial and supplementary) attract additional funding through the student with disability loading. The amount of the loading reflects the level of support they need to participate fully in school, with higher funding for those who need higher levels of support.

The NCCD captures a fourth level of support defined as 'support provided within quality differentiated teaching practice'. This comprises support provided within the classroom as part of standard teaching practice which is responsive to the needs of all students and delivered without the need for additional funding.

Low English proficiency loading

This loading provides extra funding on top of the base amount for students from a language background other than English where at least one parent has completed school education only to Year 9 (or equivalent) or below. This may include recently settled migrants and refugees.

Aboriginal and Torres Strait Islander student loading

This loading provides extra funding on top of the base amount for each Aboriginal and Torres Strait Islander student. The amount of extra funding for each student depends on the proportion of Aboriginal and Torres Strait Islander students in the school. The loading ranges between 20 per cent of the SRS funding amount to 120 per cent of the SRS funding amount. The greater the proportion of Aboriginal and Torres Strait Islander students in the school, the higher the loading.

Socio-educational disadvantage loading

This loading provides extra funding on top of the base amount for each student from a socio-educationally disadvantaged background.

The loading amount is based on the percentage of students in the lowest 2 quartiles of socio-educational advantage (SEA) developed by the Australian Curriculum, Assessment and Reporting Authority. The SEA measures the occupational and educational status of students' parents by looking at factors like occupation, completed school education and highest level of post-school education.

The greater the percentage of a school's students in each of the bottom 2 quartiles of the SEA, the higher the loading, up to a maximum of 50 per cent of the SRS funding amount for Quartile 1 and 37.5 per cent for Quartile 2.

School location loading

This loading provides extra funding for schools in regional and remote locations in recognition that it generally costs more to educate students in regional and remote schools than it does to educate students in city-based schools. The loading is based on a school's Accessibility/Remoteness Index of Australia (ARIA) score, a measure of the remoteness or accessibility of every location in Australia, as a percentage of the SRS funding amount and the school's size loading.

School size loading

This loading provides extra funding for medium, small and very small schools in recognition that they cannot achieve the same economy of scale as a large school. This is the only loading that is calculated as a set dollar amount (rather than as a proportion of the SRS funding amount).

Primary schools with up to 300 students and secondary schools with up to 700 students attract a size loading. The size loading is scaled:

- primary schools with between 15 and 200 students attract the maximum loading of \$185,245 in 2020
- secondary schools with between 100 and 500 students attract the maximum loading of \$296,392 in 2020.

Prescribed Circumstances Funding

Prescribed Circumstances funding provides additional financial assistance to eligible government and non-government schools. Examples of previous funding is provided below.

Indigenous Boarding Initiative

This measure operated from 2014 to 2016 providing non-government boarding schools with large numbers of Indigenous boarding students from remote and very remote areas with additional assistance to help deliver improved services to students and provide effective support to boost school attendance and engagement.

Additional funding for students with disability

This measure provided eligible government and non-government schools with additional assistance in 2016 and 2017 to increase the support for students with disability, ahead of new funding distribution models that commenced in 2018.

Additional support for Northern Territory government schools

This measure provides the Northern Territory government with additional financial assistance from 2018 to 2027 to accelerate delivery of evidence-based reforms to improve student outcomes at government schools.

Local Schools Community Fund

This measure provided eligible government and non-government schools with financial assistance in 2020 for small scale projects.

Capital funding

The Capital Grants Program (CGP) provides funding to non-government primary and secondary schools to improve infrastructure, where they otherwise may not have access to sufficient capital resources. The CGP has a particular emphasis on assisting schools serving the most educationally disadvantaged students.

Funding is provided to each sector through the responsible Block Grant Authority. The CGP is additional to funds provided by state and territory governments, non-government school authorities, and school communities, which are responsible for providing and maintaining non-government school facilities².

Funding for non-government representative bodies (NGRBs)

Funding for NGRBs is paid through the Non-Government Reform Support Fund (Reform Support Fund) and the CAF (see below).

Non-Government Reform Support Fund

The Reform Support Fund commenced in January 2018. The NGRBs are funded to represent non-government schools and support the non-government sector implement the education reforms agreed by the Commonwealth, states and territories through the National School Reform Agreement and the bilateral reform agreements.

There are 16 non-government representative bodies under Section 91 of the Act: a Catholic Education Commission and an Association of Independent Schools in each state and territory.

Each NGRB has provided a strategic plan outlining the reform activities to be delivered under the Reform Support Fund. Under the Reform Support Fund Guidelines, NGRBs are required to submit annual work plans outlining the activities to be undertaken for the year along with annual reports describing the actual activities undertaken and the outcomes achieved.

² Since January 2014, Australian Government funding for government schools (including its contribution towards the capital needs of government schools) has been delivered through the annual grants provided to state and territory governments under the Act.

Choice and Affordability Fund

The CAF commenced on 1 July 2020 with an estimated \$1.2 billion to be provided to the non-government sector to 2029. Funding is provided for the non-government school sector under section 70 of the Act, and Catholic and independent NGRBs in each state and territory administer funding in line with the five priority areas for the fund, including special circumstances.

The CAF prioritises assistance for non-government schools transitioning to the new direct measure of income funding arrangements, including regional, rural and remote schools. It also prioritises funding for schools affected by drought, bushfires and other natural disasters, particularly where this affects a school's short-term financial viability. Other priorities include providing choice to parents of an affordable school that will best suit their child, enhancing student wellbeing and support initiatives, and lifting outcomes in underperforming schools.

NGRBs can use the Fund flexibly over the 10 years to maximise its impact on the priorities, and all NGRBs have an agreement with the department which sets out their use for the Fund. NGRBs must report annually on their progress in achieving the priority objectives and intended outcomes identified in their agreements.

Special Circumstances Funding

Until 30 June 2020, the Special Circumstances funding program provided financial assistance to eligible non-government schools when unexpected circumstances or events caused severe and temporary financial difficulty.

From July 2020, funding for special circumstances is available through the CAF. CAF can be used to support schools and students impacted by special circumstances including areas affected by drought or other natural disasters. NGRBs are responsible for administering the funding, including providing support to schools and students impacted by special circumstances.

The Act and the Regulation

The Act is the principal legislation governing the provision of Commonwealth funding to government and non-government schools as well as supporting the objectives of intergovernmental agreements on school education. The *Australian Education Regulation 2013* (the Regulation) provides more detail to support the operation of the Act. It outlines the conditions required to be met in order to receive funding under the Act.

The Act is guided by the principles that education is the foundation of a skilled workforce and a creative community; that Australia's future prosperity depends on a strong and sustainable schooling system; and that education also has a role to play in overcoming social and economic disadvantage.

The Act and Regulation impose conditions requiring states and territories to implement National Policy Initiatives for school education, which assists with public confidence in the education system.

The Act and the Regulation can be modified as required to ensure they reflect current policy needs. This is carried out in consultation with state and territory governments. Ongoing policy requirements must be met by recipients to remain eligible for future funding.

The Act provides Commonwealth financial assistance for schools. The financial assistance is provided to States under section 96 of the Constitution, and to Territories under section 122 of the Constitution.

The financial assistance is provided directly to a State or Territory for its government schools. Financial assistance for a non-government school located in a State or Territory is provided to the State or Territory which must provide it to the AA for the school.

Use of recurrent funding

Paragraph 78(2)(b) of the Act requires AAs to manage financial assistance payable under the Act according to the Regulation. Section 29 of the Regulation sets out the main requirements for AAs' use of recurrent funding provided under the Act.

Recurrent funding (including any interest earned on recurrent funding banked or invested by the AA) must be spent, or committed to be spent, by an AA:

- for the purpose of providing school education at a school for which the AA is approved
- by the end of the calendar year in which it was paid to the AA³.

Recurrent funding must be used for the purpose of providing school education, for the levels of education that is, primary education or secondary education, as defined in section 15 of the Act.

Recurrent funding cannot be used for the following examples:

- pre-school education or programs
- early childhood education and care
- before and after-school care or vacation care
- vocational education and training that is not part of a recognised secondary school curriculum
- boarding services.

Subsection 29(2) of the Regulation sets out a non-exhaustive list of examples of general recurrent costs of providing school

³ This requirement applies unless the Minister has determined a different time limit, under paragraph 29(7)(b) of the Regulation. Please note an extension of time to expend or commit recurrent funding is generally only provided in exceptional and unforeseen circumstances.

education, including:

- salaries and other expenses relating to staff at the school, including expenses related to the professional development of the staff
- developing or purchasing materials related to the school's curriculum, such as textbooks, art supplies or sporting equipment
- general operating expenses of the school, for example:
 - utility bills
 - insurance costs
- maintaining the school's land and buildings, for example:
 - routine maintenance or repairs to school buildings (such as repairing doors, windows, or guttering)
 - replacing like for like fixtures (such as carpets)
 - school grounds upkeep, such as mowing
- purchasing capital equipment for the school, for example:
 - non-fixed desks
 - chairs
 - portable air conditioning/heating
 - computers and other information and communication technology
- administrative costs associated with the AA's compliance with the Act and the Regulation. For example:
 - staff costs in meeting Australian Government reporting requirements
 - participating in NAPLAN or other national assessments.

Restrictions on the use of recurrent funding for capital purposes

An AA for a non-government school that has a capacity to contribute greater than zero per cent must not use recurrent funding for:

- the purchase of land or buildings for the school.
 - For example, recurrent funding cannot be used to purchase an adjacent block of land, including any buildings on that land, for an expansion of the school, or land in another location for an additional campus of the school.
- the construction of a building, or part of a building, for the school
 - For example, recurrent funding cannot be used for any construction of a building, or part of a building, at the school that does not constitute maintenance or repairs. This could include but is not limited to, the construction of any new or modified classroom, administration building, multipurpose room, school hall, bus/bike shelter, shed, sporting facility, walkway, or ramp.
- Capital improvements for the school
 - For example, recurrent funding cannot be used for any non-building construction related capital works or fixtures that lead to a capital improvement. This could include but is not limited to, affixed air conditioning/heating units, sports grounds, swimming pools, basketball and netball courts, other sporting facilities, fencing, carparks, gates, garden shelters, or affixed security features.
- Any form of loan, credit facility, or other interest in relation to the above.
 - In this context, 'other interest' refers to legal interest, for example, an option to purchase land. Note, however, that interest payments on a loan or credit arrangement for capital purposes (identified above) are recognised as a general recurrent cost of providing school education and are allowed under subsection 29(3A) of the Regulation.

Schools with zero per cent capacity to contribute

The restrictions on the use of recurrent funding for capital purposes do not apply to AAs for schools that have a capacity to contribute of zero per cent. The following schools have zero capacity to contribute (as noted under section 54 of the Act):

- all government schools
- special schools
- special assistance schools
- sole provider schools
- majority Aboriginal and Torres Strait Islander schools for a year.

Section 127 of the Act

Section 127 of the Act requires the Minister for Education and Youth to table a report to Parliament on financial assistance provided to AAs. It states:

As soon as practicable after 30 June each year, the Minister must cause a report dealing with the following to be laid before each House of the Parliament:

- (a) any financial assistance paid to an approved authority in the previous year under this Act;*
- (b) the application of any financial assistance paid to an approved authority in the previous year under this Act;*
- (c) any decisions made under any of the following provisions:*
 - (i) section 74 (relating to public interest test in considering whether to approve a person as an approved authority);*
 - (ii) subsection 76(2) (approved authorities for government schools not taken to satisfy basic requirements);*
 - (iii) paragraph 81(1)(c) (variation or revocation of approval of approved authority in public interest);*
- (d) any other matter prescribed by the regulations.*

The requirements in the Act are met in the following approach in this report.

Section 127(a)

Financial assistance paid to AAs is provided in this report in aggregate, by relevant school sectors and jurisdictions, by different types of financial assurance (for example, base funding and loadings), with detailed funding data provided for each AA in [Appendix A](#) for 2020. Note that in this report the data has been provided since 2014 ([Appendix B](#)), with the 2020 data being the latest available.

Section 127(b)

The application of any financial assistance paid to an AA under section 127(b) has been considered in the following ways.

Approved authority use of financial assistance funding

Under section 29 of the Regulation, AAs for schools are required to use the funding “for the purpose of school education at a school for which the approved authority is approved.”

The Department receives assurance on the appropriate use of financial assistance funding via annual certifications collected under section 34 of the Regulation.

Approved authority distribution of financial assistance funding

An AA for more than one school can distribute Australian Government recurrent funding to its schools according to the SRS under subsection 78(4) - as do many independent schools; or by choosing to distribute that funding according to its own needs-based funding arrangement under subsection 78(5).

AAs which distribute funding under subsection 78(5) are known as an Approved System Authorities and are referred to as systems – the largest systems are the state and Territory governments and the Catholic Education Commissions in each jurisdiction.

A system's needs-based funding arrangement provides information on how the system distributes Commonwealth funding to support student's educational outcomes. The document is required to provide both a rationale and methodology for how the funds are distributed based on the system's local understanding of the individual needs of students and schools. System's needs-based funding arrangement must include an amount per student and loadings for students and schools with additional needs including the six SRS loadings. The arrangement must also be publicly available and transparent.

Systems current arrangements for distribution of funding can be accessed via the following link: [Needs-based Funding](#). Details are also provided at [Appendix D](#).

Each year the Department collects a report under section 35 and section 36 of the Regulation on the funds distributed under subsection 78(5). Details on the funds distributed to each school is publicly available via [My School](#) financial information. Note that the My School website reports income from a variety of sources. At the Commonwealth level, recurrent income also includes income received by schools that is not paid under the Act.

The Department is working with systems to enhance the transparency of needs based funding arrangements in response to the National School Resourcing Board (NSRB) 2019 review of needs based funding requirements. The NSRB made ten recommendations focused on identifying opportunities to clarify the needs-based funding requirements in a way that ensures public confidence in the distribution of public money and in the arrangements the systems use to distribute funding to their member schools. DESE is currently engaging with systems to implement these recommendations.

Section 127(c)

Under this section of the Act, relevant decisions made under sections 74, 76(2) and 81(1)(c) of the Act are reported.

2020 reportable decisions

On 9 April 2020, the former Minister for Education varied the conditions of approval for independent non-government schools under section 81(1)(c) of the Act to require that these AAs must provide an option for students to attend school on campus unless advised otherwise by health or education authorities. This decision was made in relation to the impacts of COVID-19.


Reportable decisions for previous years

There were no reportable decisions for 2014-2019 years.

Section 127(d)

This section of the Act reports on other matters prescribed by the Regulation.

There are currently no other matters prescribed by the Regulation to be reported by the Minister annually to Parliament.





02

Section 2: Financial assistance paid for school education by the Australian Government under section 127 of the Act

Financial assistance paid by the Commonwealth

18

Financial assistance paid by the Commonwealth

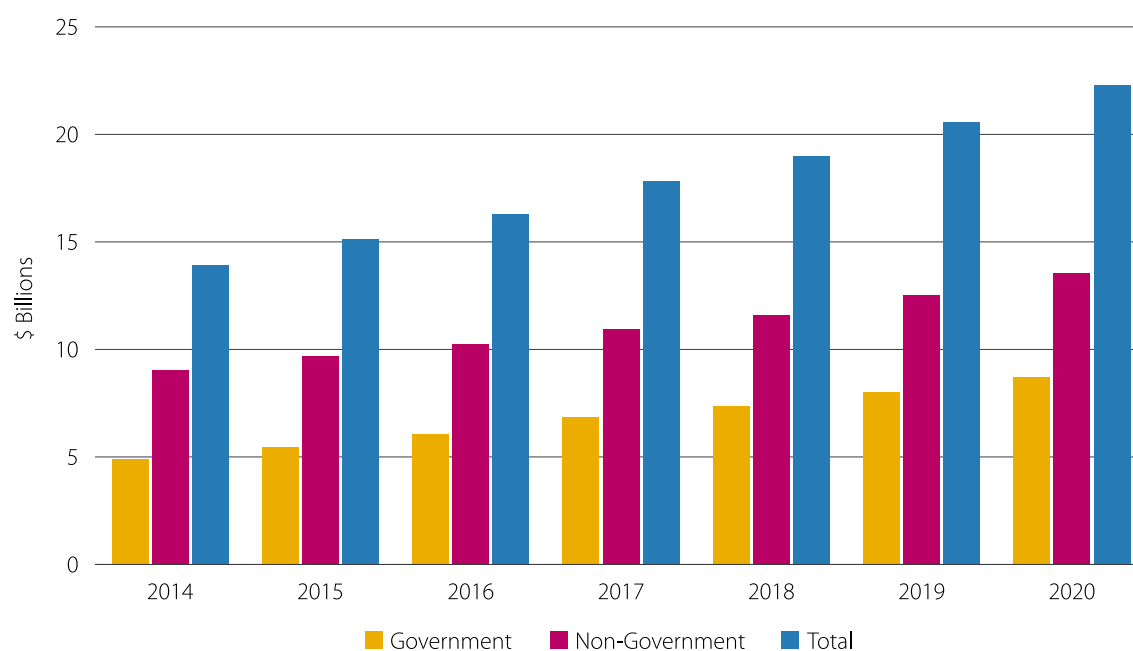
This section presents an overview of the financial assistance paid to the government and the non-government school sectors between 2014 and 2020. The funding assistance reported includes recurrent funding, capital funding (for the non-government sector only), special circumstances and prescribed circumstances funding, and funding provided to NGRBs.

Between the period 2014 to 2020, the Australian Government provided about \$125.1 billion of financial assistance to the government and the non-government school sectors, with about 62 per cent flowing through to non-government schools (Figure 3). Almost all of the funding (98.5 per cent) was for recurrent funding (which is calculated with regard to the base funding and the loadings under the SRS).

Tables 2 to 8 below provide a summary of the financial assistance paid by calendar year (from 2014 to 2020). Detailed funding assistance provided to each AA is included in [Appendix A](#) and [Appendix B](#).

[Appendix C](#) provides further information on the characteristics of AAs. How is Australian Government funding for schools distributed according to need is discussed in [Appendix D](#). [Appendix E](#) provides brief information on school funding by Australian Government and state and territory governments. [Appendix F](#) provides a summary of the methodology applied in reporting the Australian Government financial assistance at the AA level under section 127 of the Act.

Figure 3: Financial assistance funding, 2014 to 2020 (\$ billions, exclusive of GST)



Source: DESE

Table 2: Financial assistance funding in 2020 (\$, exclusive of GST)

Financial Assistance Funding	Government Sector	Non-Government Sector	Total
Recurrent funding	8,706,218,335	13,197,708,873	21,903,927,208
Capital funding	0	171,061,593	171,061,593
Special circumstances*	0	30,406,061	30,406,061
Prescribed circumstances	32,268,568	19,902,955	52,171,523
Non-Government Reform Support Fund	0	40,013,000	40,013,000
Choice and Affordability Fund	0	102,999,998	102,999,998
Total	8,738,486,903	13,562,092,480	22,300,579,383

Source: DESE (totals may not equal due to rounding as figures have been rounded to the nearest dollar)

* Note, from July 2020, funding for special circumstances is available through the CAF.

Table 3: Financial assistance funding in 2019 (\$, exclusive of GST)

Financial Assistance Funding	Government Sector	Non-Government Sector	Total
Recurrent funding	8,035,489,411	12,119,704,075	20,155,193,486
Capital funding	0	160,442,407	160,442,407
Special circumstances	0	5,710,225	5,710,225
Prescribed circumstances	6,716,000	202,092,516	208,808,516
Non-Government Reform Support Fund	0	40,014,650	40,014,650
Choice and Affordability Fund	0	0	0
Total	8,042,205,411	12,527,963,873	20,570,169,284

Source: DESE (totals may not equal due to rounding as figures have been rounded to the nearest dollar)

Table 4: Financial assistance funding in 2018 (\$, exclusive of GST)

Financial Assistance Funding	Government Sector	Non-Government Sector	Total
Recurrent funding	7,377,757,093	11,357,346,918	18,735,104,011
Capital funding	0	150,895,000	150,895,000
Special circumstances	0	0	0
Prescribed circumstances	3,258,000	66,012,934	69,270,934
Non-Government Reform Support Fund	0	38,011,350	38,011,350
Choice and Affordability Fund	0	0	0
Total	7,381,015,093	11,612,266,202	18,993,281,295

Source: DESE (totals may not equal due to rounding as figures have been rounded to the nearest dollar)

Table 5: Financial assistance funding in 2017 (\$, exclusive of GST)

Financial Assistance Funding	Government Sector	Non-Government Sector	Total
Recurrent funding	6,822,203,678	10,732,079,177	17,554,282,855
Capital funding	0	142,699,000	142,699,000
Special circumstances	0	0	0
Prescribed circumstances	51,209,195	22,551,075	73,760,270
Non-Government Reform Support Fund	0	41,166,662	41,166,662
Choice and Affordability Fund	0	0	0
Total	6,873,412,873	10,938,495,914	17,811,908,787

Source: DESE (totals may not equal due to rounding as figures have been rounded to the nearest dollar)

Table 6: Financial assistance funding in 2016 (\$, exclusive of GST)

Financial Assistance Funding	Government Sector	Non-Government Sector	Total
Recurrent funding	6,020,090,016	10,069,009,793	16,089,099,809
Capital funding	0	140,011,000	140,011,000
Special circumstances	0	1,213,360	1,213,360
Prescribed circumstances	44,233,074	2,291,744	46,524,818
Non-Government Reform Support Fund	0	41,166,662	41,166,662
Choice and Affordability Fund	0	0	0
Total	6,064,323,090	10,253,692,559	16,318,015,649

Source: DESE (totals may not equal due to rounding as figures have been rounded to the nearest dollar)

Table 7: Financial assistance funding in 2015 (\$, exclusive of GST)


Financial Assistance Funding	Government Sector	Non-Government Sector	Total
Recurrent funding	5,466,867,087	9,484,151,623	14,951,018,710
Capital funding	0	140,796,993	140,796,993
Special circumstances	0	80,000	80,000
Prescribed circumstances	0	3,839,538	3,839,538
Non-Government Reform Support Fund	0	41,166,662	41,166,662
Choice and Affordability Fund	0	0	0
Total	5,466,867,087	9,670,034,816	15,136,901,903

Source: DESE (totals may not equal due to rounding as figures have been rounded to the nearest dollar)

Table 8: Financial assistance funding in 2014 (\$, exclusive of GST)

Financial Assistance Funding	Government Sector	Non-Government Sector	Total
Recurrent funding	4,914,721,809	8,832,233,194	13,746,955,003
Capital funding	0	131,288,007	131,288,007
Special circumstances	0	12,799,909	12,799,909
Prescribed circumstances	0	6,190,971	6,190,971
Non-Government Reform Support Fund	0	41,166,662	41,166,662
Choice and Affordability Fund	0	0	0
Total	4,914,721,809	9,023,678,743	13,938,400,552

Source: DESE (totals may not equal due to rounding as figures have been rounded to the nearest dollar)





03

Section 3: Overview of schools funding assurance and compliance activities

A risk-based approach to assurance and compliance	24
Key assurance and compliance activities	25

This section provides a brief overview of the schools funding assurance and compliances activities. It focuses on activities undertaken by the Department.

Please note that under the Act, the National School Resourcing Board (NSRB) is responsible for reviewing different parts of the Australian Government funding model. Under section 128(6A) of the Act, the Board is required to conduct an annual review of state and territory compliance with section 22A of the Act (s.22A). This section states that, as a condition of Commonwealth financial assistance, states and territories must meet minimum school funding contributions agreed as part of bilateral agreements supporting the National School Reform Agreement. In addition, section 22A of the Act requires that states and territories report annually on the funding they provide to government and non-government schools to DESE.

A risk-based approach to assurance and compliance

The Department's risk-based approach to assurance and compliance is documented in the Department's 2019 publication **Schools Funding Assurance Framework**. This document provides an overview of the Department's approach to managing risk of error, non-compliance and fraud in respect of Australian Government funding for school education under the Act and the Regulation.

The Schools Funding Assurance Framework is an overarching document that sets out how assurance is practically undertaken to assure:

- Australian Government funding for schools is being appropriately spent, in accordance with the requirements of the Act and Regulation
- AAs are assisted and encouraged to become compliant and stay compliant
- non-compliance is identified and addressed
- AAs are not unreasonably burdened by compliance, or forced to bear an unreasonable cost of compliance
- systemic compliance issues are identified, so that policies and processes can be amended to remedy issues.

Key assurance and compliance activities

The Department undertakes financial and policy assurance and compliance activities to provide assurance that funds provided for education purposes are used according to the regulated requirements. The key assurance and compliance activities are summarised below.

Funding acquittals

Funding acquittal is the primary assurance on the AAs' use of funding. The Department collects annual funding acquittals from government and non-government AAs. These acquittals require independent accountant (auditor) review for non-government AAs.

Financial statement review

Audited financial statements are collected by the Department as part of the Financial Questionnaire (FQ) collection. The FQ data collection includes income and expenditure for non-government schools. The Department reviews the AAs' audited financial statements to identify potential compliance and financial viability concerns. The review is conducted annually.

Financial viability assessment

The financial viability assessment is an annual process that utilises non-government AA and school financial information. Identified financial viability concerns are raised with the AA and also assessed from a compliance perspective.

Financial Questionnaire verification

This process provides assurance that financial questionnaire data provided by schools is accurate. Each year approximately 100 schools are randomly selected for data quality checking. Note that this activity does not impact on funding entitlements to AAs.

Non-Government Schools Census Post-Enumeration (Census PE)

The Census PE is an annual assurance activity conducted to validate student counts self-reported in the Non-Government school Census are both accurate and appropriate for funding and reporting purposes. The Census PE also sights NCCD evidentiary documentation.

Compliance certification process

The Compliance Certificate collection helps to provide a level of assurance that schools are applying Australian education policies and requirements of nationally agreed policy objectives. It is an annual process that applies to both government and non-government AAs.

Tip offs and media monitoring

The Department reviews information received through tip offs and concerns raised in the media.

Working with state and territory regulators

The Department works with state and territory regulators where compliance concerns are identified for specific AAs or schools.

Risk indicator model


The Department's risk indicator model draws on assurance, compliance and financial data sets for non-government schools against a range of indicators to qualify risk ratings across the schooling sector and inform the Department's assurance activities.

Other data and sector analysis

In addition to the above processes, the Department undertakes data analysis and assessments using available data including student census data, FQ data, block allocation reports and other sectoral analyses.







Appendix

Appendix A: Financial assistance paid to approved authorities in 2020	30
Appendix B: Financial assistance paid to approved authorities between 2014 and 2019	122
Appendix C: Non-government Approved Authorities and number of schools represented	480
Appendix D: How is Australian Government funding for schools distributed according to need?	482
Appendix E: National funding to schools	487
Appendix F: Methodology applied for reporting on financial assistance paid to the schools sector	488

Appendix A: Financial assistance paid to approved authorities in 2020

In this appendix, financial assistance is reported for 2020 for:

- State and territory Governments (as AAs)
- Non-government AAs
- Block Grant Authorities (capital funding)
- Non-Government Representative Bodies.

All figures in this appendix are exclusive of Goods and Services Tax (GST).

Table A1: Financial assistance to state and territory governments in 2020 (\$, exclusive of GST)

State	Base	Students with disability	Aboriginal and Torres Strait Islander	Low English proficiency	Socio educational disadvantage	Location	Size	Special Circumstances Funding	Prescribed Circumstances Funding	Adjustments ⁴	Previous Legislation	Total Funding
ACT	105,293,276	10,584,132	1,138,781	186,335	6,962,467	1,722	803,397	0	405,620	-45,310	0	125,330,419
NSW	1,954,020,339	303,475,617	68,510,262	9,332,573	319,198,033	35,112,954	38,669,394	0	6,571,073	-7,474,670	0	2,727,415,575
NT	88,707,371	21,875,633	34,939,985	1,519,080	21,153,825	33,108,488	5,623,287	0	10,744,000	-2,400,296	0	215,271,373
QLD	1,399,549,457	175,564,604	67,587,392	3,082,163	238,610,861	64,682,291	22,776,567	0	4,433,077	-4,673,098	0	1,971,613,313
SA	402,861,321	75,760,841	11,544,528	1,053,117	69,313,832	19,240,288	9,865,980	0	1,389,430	-2,901,547	0	588,127,791
TAS	144,299,781	13,421,579	5,681,618	166,743	31,370,194	14,326,157	4,847,270	0	829,350	-353,387	0	214,589,305
VIC	1,522,319,166	243,088,503	10,093,959	8,481,270	218,064,952	13,643,307	27,735,826	0	5,531,747	-32,575,783	0	2,016,382,947
WA	644,280,555	60,819,784	26,189,714	1,548,822	96,838,438	38,349,879	13,097,883	0	2,364,271	-3,733,166	0	879,756,180
TOTAL	6,261,331,266	904,590,693	225,686,239	25,370,103	1,001,512,602	218,465,086	123,419,604	0	32,268,568	-54,157,257	0	8,738,486,903

Source: DESE (totals may not equal due to rounding as figures have been rounded to the nearest dollar)

⁴ Any payment adjustments to funding that have occurred for AAs are also reported. Payment adjustments are a result of changes to previous year/s entitlements due to changes in enrolment or other factors that determine the annual funding calculated for a school. Note that payment adjustments can apply to recurrent funding as well as special/prescribed circumstances funding.

Table A2: Financial Assistance to non-government approved authorities in 2020 (\$, exclusive of GST)

Name	State	Base	Students with disability	Aboriginal and Torres Strait Islander	Low English proficiency	Socio educational disadvantage	Location	Size	Special Circumstances Funding	Prescribed Circumstances Funding	Adjustments ⁵	Previous Legislation	Total Funding
Best-Practice Education Group Limited	ACT	580,636	260,434	7,685	0	6,814	0	111,160	2,360	0	0	0	969,089
Brindabella Christian Education Limited	ACT	5,099,704	202,932	3,994	4,428	102,050	0	0	4,880	137,324	-21,534	0	5,533,778
Burgmann Anglican School	ACT	9,159,335	189,758	21,923	1,181	118,421	0	0	6,320	274,289	-9,100	0	9,762,127
Canberra Girls Grammar School	ACT	2,687,982	170,280	40,202	1,777	57,929	0	0	5,690	0	0	0	2,963,860
Canberra Grammar School	ACT	4,589,049	1,360,672	43,160	5,736	73,163	0	0	7,760	208,836	-85,543	0	6,202,833
Canberra Muslim Youth Incorporated	ACT	661,946	8,997	0	669	9,508	0	112,606	2,225	18,178	-7,477	0	806,652
Canberra Rudolf Steiner School Association Incorporated	ACT	3,204,829	129,798	30,134	0	53,746	0	0	3,530	88,974	-52,392	0	3,458,619
Chabad ACT Limited	ACT	33,221	3,947	0	50	3,697	0	49,399	0	0	0	0	90,314
Communities@Work Ltd	ACT	726,546	860,890	43,233	0	313,142	0	154,727	2,090	42,590	0	0	2,143,218
Covenant College Tuggeranong ACT Association Incorporated	ACT	1,206,576	44,361	9,433	3,201	65,265	0	146,380	2,495	5,800	0	0	1,483,511
Daramalan College	ACT	9,114,208	966,744	22,361	6,774	514,556	0	0	6,140	280,463	0	0	10,911,246
Emmaus Christian School Canberra Limited	ACT	2,623,985	296,381	15,301	0	25,120	0	7,344	2,900	49,798	0	0	3,020,829
Radford College Limited	ACT	7,536,744	344,784	31,378	2,142	84,512	0	0	7,760	302,241	-315,216	0	7,994,345
Seventh-day Adventist Schools (South New South Wales) Limited	ACT	3,529,305	306,855	208,491	6,489	516,317	163,976	423,089	71,056	0	-160,164	0	5,065,413
The Canberra Montessori Society INC	ACT	356,373	25,661	1,644	0	3,642	0	120,437	2,135	0	-6,346	0	503,546
The Trustees of the Marist Brothers	ACT	9,259,058	3,063,129	38,399	2,817	297,706	0	0	6,815	277,347	0	0	12,945,271

⁵ Any payment adjustments to funding that have occurred for AAs are also reported. Payment adjustments are a result of changes to previous year/s entitlements due to changes in enrolment or other factors that determine the annual funding calculated for a school. Note that payment adjustments can apply to recurrent funding as well as special/prescribed circumstances funding.

Name	State	Base	Students with disability	Aboriginal and Torres Strait Islander	Low English proficiency	Socio educational disadvantage	Location	Size	Special Circumstances Funding	Prescribed Circumstances Funding	Adjustments ⁵	Previous Legislation	Total Funding
Trinity Christian School Incorporated	ACT	6,338,396	939,610	35,856	4,300	195,560	0	0	5,195	0	0	0	7,518,917
Trustees for Catholic Education Office Archdiocese of Canberra & Goulburn	ACT	103,271,773	19,352,176	960,119	76,514	7,543,746	0	1,496,045	99,355	9,445,200	-17,939	0	142,226,989
Al Amanah College Ltd	NSW	7,894,032	31,050	0	144,549	1,208,583	0	0	4,655	0	-45,151	0	9,237,718
Al Faisal College Limited	NSW	32,094,544	70,909	0	353,328	2,990,548	0	0	16,260	19,559	0	0	35,545,148
Al Sadiq College Incorporated	NSW	5,424,725	528,885	0	158,463	2,167,932	0	0	3,845	0	0	0	8,283,850
Al Zahra College Limited	NSW	4,097,902	267,567	0	48,902	436,738	0	0	3,395	10,500	0	0	4,865,004
Al-Hikma College Ltd	NSW	3,054,986	26,827	0	27,461	1,279,935	0	0	3,080	0	0	0	3,240,289
Al-Noori Muslim School LTD	NSW	17,469,431	0	0	126,363	987,876	0	0	7,535	8,820	0	0	18,600,025
Alpha Omega Senior College Ltd	NSW	5,122,428	111,803	2,277	52,363	375,758	0	220,646	3,530	0	0	0	5,888,805
Amity College Australia Limited	NSW	17,578,596	895,175	3,854	59,377	844,095	0	0	7,985	25,588	0	0	19,414,670
Ananda Marga Pracaraka Samgha LTD	NSW	307,795	34,019	7,531	0	23,794	0	141,924	2,090	0	-540	0	516,613
Anglican Schools Corporation	NSW	107,098,996	6,476,727	623,409	73,360	6,857,553	488,324	155,980	553,500	32,100	-470,075	0	121,889,873
Arden Anglican School Council	NSW	2,975,344	373,990	2,001	0	35,304	0	0	4,565	0	0	0	3,391,204
Arkana College Limited	NSW	1,524,916	3,438	5,267	4,338	50,733	0	120,043	2,585	10,500	-17,484	0	1,704,336
Amenian General Benevolent Union School Inc	NSW	394,913	74,763	0	16,640	177,940	0	122,810	2,135	18,620	-57,499	0	750,322
Ascham School Ltd	NSW	2,813,610	117,387	17,383	131,396	237,317	0	0	5,510	0	-91,419	0	3,231,184
Assyrian Christian Schools Limited	NSW	12,571,738	348,767	0	319,103	3,522,382	0	73,506	8,140	10,000	-110,836	0	16,742,800
Australian Christian College - Darling Downs Ltd	NSW	275,545	38,781	0	0	25,411	0	146,304	2,090	0	0	0	488,131
Australian Christian College - Hume Ltd	NSW	371,011	71,969	13,061	0	53,885	12,128	135,432	2,135	0	0	0	659,621

Name	State	Base	Students with disability	Aboriginal and Torres Strait Islander	Low English proficiency	Socio educational disadvantage	Location	Size	Special Circumstances Funding	Prescribed Circumstances Funding	Adjustments ^a	Previous Legislation	Total Funding
Australian Christian College - Marsden Park Ltd	NSW	5,121,150	248,079	84,255	0	511,740	0	0	3,170	0	0	0	5,968,394
Australian Christian College - Singleton Ltd	NSW	1,503,748	74,889	40,431	0	207,198	0	155,376	2,540	0	-30,169	0	1,954,013
Australian Christian College - Southlands Ltd	NSW	3,129,842	1,022,435	35,066	838	573,677	567,359	0	2,495	0	0	0	5,331,712
Australian Christian College - Tasmania Ltd	NSW	996,865	128,193	40,007	0	171,758	148,946	157,006	2,315	0	0	0	1,645,090
Australian International Academy of Education Limited	NSW	8,051,109	47,934	0	42,020	352,280	0	48,346	3,350	8,820	-2,900,199	0	5,653,660
Australian Islamic College of Sydney	NSW	10,968,214	37,283	1,938	66,540	857,191	0	0	5,510	0	0	0	11,936,676
Australian Performing Arts Grammar School Limited	NSW	1,000,925	0	13,068	0	30,106	0	221,002	2,315	0	0	0	1,267,416
Australian Turkish Maarif Foundation Limited	NSW	972,651	29,321	1,962	21,614	116,661	0	148,196	2,180	0	0	0	1,292,585
Autism Spectrum Australia (ASPECT)	NSW	7,942,726	22,751,093	106,857	8,089	3,464,091	0	1,029,893	21,375	45,359	-61,442	0	35,308,041
Avalon Montessori Association	NSW	221,732	0	0	0	618	0	131,386	2,135	0	0	0	355,871
Ballina Christian Education Association Ltd	NSW	1,822,829	67,718	18,681	0	148,091	0	171,216	2,630	0	0	0	2,231,165
Bellfield Group Limited	NSW	6,212,255	279,550	0	48,042	990,965	0	0	3,845	0	0	0	7,534,657
Belmont Christian College Limited	NSW	5,159,075	349,604	33,964	3,034	249,569	0	0	3,845	0	0	0	5,799,091
Berakah Christian Education LTD	NSW	4,622,489	439,337	150,656	0	423,813	448,706	0	3,575	0	-6,465	0	6,082,111
Berowra Christian Community School Limited	NSW	346,915	82,539	0	0	16,029	0	117,135	2,135	16,000	0	0	580,753
Bethel Christian School Limited	NSW	1,885,179	1,166,858	7,464	22,559	368,679	0	159,072	2,720	19,834	-27,661	0	3,604,704
Biala Support Services Ltd	NSW	259,285	697,322	21,828	0	111,751	0	77,639	2,045	8,893	0	0	1,178,763
Bishop Druitt College Incorporated	NSW	9,201,738	495,367	135,249	16,918	445,608	704,888	0	5,015	10,000	0	0	11,014,783

Name	State	Base	Students with disability	Aboriginal and Torres Strait Islander	Low English proficiency	Socio educational disadvantage	Location	Size	Special Circumstances Funding	Prescribed Circumstances Funding	Adjustments ⁵	Previous Legislation	Total Funding
Blacktown Youth College Incorporated	NSW	968,927	444,555	175,036	0	404,312	0	192,628	2,270	19,843	0	0	2,207,571
Blue Mountains Christian Education Association Limited	NSW	1,735,077	201,650	40,275	0	254,855	0	179,996	2,540	5,882	0	0	2,420,275
Blue Mountains Grammar School LTD	NSW	3,538,590	583,098	0	3,142	89,574	0	89,246	3,620	0	0	0	4,307,270
Blue Mountains Waldorf School Limited	NSW	507,938	109,308	12,256	0	22,974	0	116,312	2,225	0	0	0	771,013
Boys' Town Engadine	NSW	538,755	870,402	19,814	0	232,204	0	118,801	2,090	0	-3,211	0	1,778,855
Brightwaters Christian College Limited	NSW	225,034	9,846	0	0	52,243	0	123,218	2,045	0	0	0	412,386
Brigeline College, St Ives	NSW	4,505,829	493,382	0	0	137,466	0	0	4,565	12,169	0	0	5,153,411
Burrabadine Christian Community School Incorporated	NSW	262,634	55,862	14,293	0	17,070	44,681	131,480	2,045	0	0	0	528,065
Byron Community Primary School INC	NSW	742,063	10,703	1,780	0	11,222	0	133,952	2,270	0	-4,735	0	897,255
Calrossy Anglican School	NSW	7,278,011	287,061	83,456	0	446,069	494,066	0	454,655	0	-43,543	0	8,999,775
Cameragal Montessori School	NSW	107,883	0	0	0	362	0	98,481	2,090	0	0	0	208,816
Campbelltown Anglican Schools Council	NSW	11,984,003	422,837	55,046	1,731	489,411	0	0	8,590	0	0	0	12,961,618
Cape Byron Rudolf Steiner School Limited	NSW	3,148,784	37,061	7,974	0	187,983	0	137,047	3,080	0	-38,040	0	3,483,889
Catholic Schools NSW Limited	NSW	1,740,595,293	221,013,929	23,570,676	4,199,861	185,653,273	31,765,272	43,267,170	4,613,170	1,589,689	-6,711,805	0	2,249,556,527
Cedars Christian College Ltd	NSW	5,060,778	238,427	21,186	15,611	360,454	0	0	3,845	10,000	0	0	5,710,301
Central Coast Grammar School Ltd	NSW	9,168,971	271,107	19,922	5,407	150,709	0	0	5,825	0	0	0	9,621,941
Central Coast Sports College Ltd	NSW	4,985,743	340,827	98,179	0	637,050	0	0	3,125	0	0	0	6,064,924
Central Coast Steiner School Limited	NSW	2,183,066	193,342	9,547	2,620	109,311	0	151,434	2,810	0	-6,644	0	2,645,486

Name	State	Base	Students with disability	Aboriginal and Torres Strait Islander	Low English proficiency	Socio educational disadvantage	Location	Size	Special Circumstances Funding	Prescribed Circumstances Funding	Adjustments ^a	Previous Legislation	Total Funding
Central West Leadership Academy Limited	NSW	512,387	11,589	14,801	0	10,924	67,329	185,622	71,884	0	0	0	874,536
Chevalier College Limited	NSW	7,789,284	184,562	49,973	1,460	582,250	0	0	4,880	0	0	0	8,612,409
Christadelphian Heritage College Incorporated	NSW	2,620,217	64,850	44,731	0	433,967	0	172,425	2,720	0	-3,104	0	3,335,806
Christadelphian Heritage College Sydney Ltd	NSW	2,064,733	136,750	1,926	5,996	327,342	0	170,168	2,720	0	-19,736	0	2,689,898
Christian Community School Limited	NSW	5,607,506	295,627	2,017	45,483	647,040	0	0	3,845	20,000	0	0	6,621,518
Christian Education Foundation Limited	NSW	5,465,153	940,375	50,217	4,880	447,536	0	0	3,845	0	-12,818	0	6,899,188
Chrysalis School for Rudolf Steiner Education LTD	NSW	1,573,824	246,655	31,285	0	82,541	394,168	148,372	2,540	15,000	-33,931	0	2,460,454
Clarence Valley Anglican School Council	NSW	2,969,533	275,446	101,023	2,903	321,592	231,376	183,594	2,945	0	0	0	4,088,412
COASI.IT. Italian Association of Assistance	NSW	391,502	46,734	5,792	0	6,581	0	130,670	2,225	0	0	0	583,504
Coffs Coast Education & Training Organisation	NSW	370,705	141,635	6,876	0	159,774	31,358	111,725	2,090	0	-176,441	0	647,722
Coffs Harbour Bible Church Incorporated	NSW	217,029	6,867	0	0	14,581	23,126	114,650	2,045	0	0	0	378,298
Coffs Harbour Christian Community School LTD	NSW	7,882,110	685,549	66,714	56,139	891,271	725,654	0	4,655	0	0	0	10,312,092
Condell Park Christian School Inc	NSW	789,566	29,397	2,011	0	31,593	0	166,392	2,270	20,000	0	0	1,041,229
Googee Boys Preparatory School Pty Ltd	NSW	512,187	0	0	0	7,904	0	127,513	2,360	0	0	0	649,964
Coptic Orthodox Church (NSW) Property Trust	NSW	5,965,043	228,927	0	4,592	135,571	0	0	4,205	0	-34,834	0	6,303,504
Council of Newington College	NSW	7,847,782	247,322	11,165	123,786	389,909	0	0	0	0	0	0	8,619,964
Covenant Christian School Association Ltd	NSW	5,977,801	448,436	12,517	3,026	72,755	0	0	4,700	0	-33,365	0	6,485,870
Granbrook School	NSW	3,585,750	377,754	14,290	1,075	64,720	0	0	6,410	0	-5,264	0	4,044,735

Name	State	Base	Students with disability	Aboriginal and Torres Strait Islander	Low English proficiency	Socio educational disadvantage	Location	Size	Special Circumstances Funding	Prescribed Circumstances Funding	Adjustments ⁵	Previous Legislation	Total Funding
Currambena Ltd	NSW	357,545	7,989	2,433	0	11,794	0	86,292	0	0	0	0	466,053
Deniliquin Christian School Incorporated	NSW	376,412	63,470	7,436	0	53,788	52,059	164,824	2,135	0	0	0	720,124
Eastern Suburbs Montessori Association Limited	NSW	364,436	80,592	0	0	1,307	0	106,979	2,270	0	-155	0	555,429
Elonera Limited	NSW	992,910	34,952	1,861	0	12,396	0	156,237	2,450	0	0	0	1,200,806
Elouera Association Incorporated	NSW	242,643	633,132	1,963	0	104,580	16,464	77,490	2,090	0	0	0	1,078,362
Emanuel School	NSW	2,410,170	641,409	0	934	35,527	0	0	4,475	0	0	0	3,092,515
Emmanuel Anglican College Council	NSW	6,187,040	360,120	35,182	0	206,411	0	0	3,980	0	0	0	6,792,733
Employment and Training Australia Limited	NSW	2,105,975	190,150	93,980	0	907,675	0	245,853	2,450	0	0	0	3,546,083
Georges River Grammar School LTD	NSW	7,143,914	757,713	18,982	7,964	323,381	0	0	4,745	0	-51,860	0	8,204,839
German School Johannes Gutenberg	NSW	1,218,606	81,370	0	3,805	17,870	0	139,976	2,810	0	0	0	1,464,437
Giant Steps Sydney Limited	NSW	665,863	1,844,874	3,289	0	286,987	0	134,076	2,225	20,000	0	0	2,957,314
Glenaeon Rudolf Steiner School Limited	NSW	1,325,364	55,918	1,396	684	23,050	0	91,310	3,215	0	0	0	1,500,937
Good Shepherd Australia New Zealand	NSW	711,558	517,885	49,397	5,273	306,682	0	151,536	2,135	19,614	-7,872	0	1,756,208
Greek Orthodox Church & Community Bankstown & District St Euphemia Ltd.	NSW	5,075,207	287,402	1,971	4,798	682,934	0	0	3,755	0	0	0	6,056,067
Greek Orthodox Parish & Community of Belmore & District All Saints Limited	NSW	3,933,767	161,313	1,966	8,640	233,140	0	0	3,575	8,820	-74,378	0	4,276,843
Green Point Christian College Limited	NSW	7,164,345	725,316	52,134	2,039	291,921	0	0	4,835	0	-15,411	0	8,225,179
Greenacre Baptist Christian Community School Limited	NSW	2,919,019	138,224	16,840	9,439	135,769	0	154,378	3,035	0	-27,695	0	3,349,009
Hamazkaine - Ashak and Sophie Galstaun College Limited	NSW	2,626,387	70,690	0	17,071	210,039	0	176,144	2,855	20,000	0	0	3,123,186

Name	State	Base	Students with disability	Aboriginal and Torres Strait Islander	Low English proficiency	Socio educational disadvantage	Location	Size	Special Circumstances Funding	Prescribed Circumstances Funding	Adjustments ^a	Previous Legislation	Total Funding
Hastings Association for Christian Education Ltd	NSW	3,301,921	306,977	156,347	0	530,180	169,781	164,969	3,080	0	0	0	4,633,255
Hawkesbury Independent School INC	NSW	343,392	64,680	4,055	0	25,361	0	131,781	2,135	10,000	0	0	581,404
Highfields Preparatory and Kindergarten School Limited	NSW	293,512	52,641	0	605	51,696	0	128,107	2,225	0	0	0	528,786
Hills Montessori Society	NSW	116,890	0	0	136	11,625	0	133,961	2,000	3,000	-1,273	0	266,339
HopePoint Christian School Limited	NSW	1,124,872	72,670	3,826	2,562	150,951	0	140,784	2,405	0	0	0	1,498,070
Howayek Blessings Ltd	NSW	3,585,092	232,005	0	17,925	271,887	0	16,438	3,260	0	-1,286,070	0	2,840,537
Howayek Providence Ltd	NSW	10,467,645	206,837	0	109,794	1,643,812	0	0	5,645	0	0	0	12,433,733
Hunter Christian School Limited	NSW	3,032,031	424,612	34,947	3,134	329,442	0	175,375	2,990	0	-16,069	0	3,986,462
Hunter Trade College Ltd	NSW	2,260,277	47,321	41,916	0	477,972	0	213,045	2,675	5,000	0	0	3,048,206
Hunter Valley Grammar School	NSW	8,775,427	328,229	69,327	0	202,470	0	0	5,240	0	0	0	9,380,693
Illawarra Association for Christian Parent Controlled Education	NSW	7,920,168	492,809	35,005	19,347	511,741	0	193,024	0	0	0	0	9,172,094
Inaburra School Limited	NSW	6,096,917	362,906	6,847	1,116	226,583	0	0	5,240	0	-33,226	0	6,666,383
Inner Sydney Montessori Association	NSW	657,815	290,199	0	0	2430	0	135,474	2,540	0	-24,338	0	1,064,120
International Chinese School Limited	NSW	266,947	0	0	0	758	0	95,056	2,090	0	0	0	364,851
International Society for Krishna Consciousness Incorporation	NSW	898,898	122,720	15,581	0	73,581	0	177,125	2,315	0	0	0	1,290,220
Irfan College Limited	NSW	2,432,849	88,193	0	27,816	420,279	0	175,566	0	0	-56,135	0	3,088,568
Islamic Practice and Dawah Circle Incorporated	NSW	1,477,799	30,430	1,422	2,594	88,200	0	116,713	2,720	20,000	0	0	1,739,878
John Colet Schools	NSW	1,101,367	44,251	0	0	6,332	0	96,918	2,675	0	-13,407	0	1,238,136
Kamaroi Rudolf Steiner School Limited	NSW	817,325	67,398	0	0	16,584	0	101,610	2,495	0	0	0	1,005,412

Name	State	Base	Students with disability	Aboriginal and Torres Strait Islander	Low English proficiency	Socio educational disadvantage	Location	Size	Special Circumstances Funding	Prescribed Circumstances Funding	Adjustments ⁵	Previous Legislation	Total Funding
Kambala	NSW	2,270,623	191,018	22,285	0	45,751	0	0	4,880	0	-11,016	0	2,523,541
Kesser Torah College Limited	NSW	3,147,870	316,155	0	1,959	162,753	0	89,206	2,990	0	-3,959	0	3,716,974
Kiama Community College Incorporated	NSW	531,395	255,779	66,130	0	229,032	0	116,361	2,045	0	0	0	1,200,742
Kincoppal - Rose Bay School Limited	NSW	2,544,500	291,218	13,998	3,299	70,717	0	0	4,610	0	-5,598	0	2,922,744
Kindlehill Ltd	NSW	963,556	48,950	78,229	0	44,292	0	152,156	2,360	0	0	0	1,289,543
Kingdom Culture Christian School Ltd	NSW	524,762	36,090	2,042	933	15,386	0	157,740	2,180	10,500	0	0	749,633
Kinma Limited	NSW	466,018	20,765	1,396	0	6,700	0	104,284	2,270	18,752	0	0	620,185
Koinonia Christian Academy Inc School	NSW	118,875	78,212	19,860	0	53,315	191,374	129,847	0	0	-23	0	591,460
Korowal School Limited	NSW	1,864,541	432,106	17,009	0	107,142	0	165,080	2,630	15,000	0	0	2,603,508
Liberty Church Inc	NSW	263,193	10,235	122,751	0	87,796	22,529	128,100	2,135	0	-31,716	0	605,023
Lindfield Montessori Society Incorporated	NSW	2,192	0	0	9	762	0	11,523	0	0	0	0	14,485
Lindisfarne Anglican School	NSW	12,267,789	263,857	52,994	6,336	312,905	0	0	5,555	0	0	0	12,909,436
Linuwel School Ltd	NSW	2,085,233	275,135	56,933	0	204,163	0	158,689	2,720	0	-31,030	0	2,751,843
Liverpool/Campbelltown Christian School Ltd	NSW	9,025,060	1,660,045	33,651	25,723	469,689	0	0	5,375	0	0	0	11,219,543
Living Schools Global Limited	NSW	813,705	11,841	12,382	0	138,802	0	165,435	0	0	0	0	1,142,165
Loreto Kirribilli Limited	NSW	5,081,222	1,414,250	9,097	3,303	69,517	0	0	5,285	0	-739	0	6,581,935
Loreto Normanhurst Limited	NSW	5,136,807	156,287	47,617	0	116,261	0	0	5,240	0	-14,261	0	5,447,951
Lorien Novalis School for Rudolf Steiner Education Ltd	NSW	1,577,093	110,779	4,913	0	65,418	0	137,317	2,765	0	0	0	1,898,283
Lycee Concorcet - the French School of Sydney Limited	NSW	3,483,292	180,628	0	18,689	53,615	0	0	4,430	0	-2,562	0	3,738,092
Macarthur Anglican School	NSW	6,427,653	297,908	15,955	5,280	208,812	0	0	4,475	8,000	0	0	6,968,083

Name	State	Base	Students with disability	Aboriginal and Torres Strait Islander	Low English proficiency	Socio educational disadvantage	Location	Size	Special Circumstances Funding	Prescribed Circumstances Funding	Adjustments ^a	Previous Legislation	Total Funding
Macleay Valley Workplace Learning Centre Incorporated	NSW	1,081,287	1,436,939	794,381	0	466,035	116,333	181,232	2,315	0	-12,647	0	4,065,875
Macquarie Grammar School Limited	NSW	140,605	0	0	0	109,911	0	72,670	2,045	0	-30,285	0	294,946
Macquarie University	NSW	333,361	690,255	0	0	143,678	0	127,911	2,135	0	0	0	1,297,340
Maitland Christian School Limited	NSW	4,096,515	553,042	65,492	7,543	482,171	0	48,518	5,350	0	-10,909	0	5,247,722
Malek Fahd Islamic School Limited	NSW	25,493,997	328,758	0	139,934	1,847,026	0	0	10,190	10,000	-30,958	0	27,798,947
Manly Warringah Montessori Society	NSW	219,542	41,941	0	0	20,633	0	137,791	2,090	0	-37,538	0	384,459
Margaret Jurd College (NSW) Limited	NSW	859,289	1,917,060	126,004	0	370,353	0	177,760	2,180	0	0	0	3,452,646
Marist Youth Care Limited	NSW	203,112	450,095	21,449	0	87,542	0	49,847	2,045	0	0	0	814,088
Masada College	NSW	1,544,395	413,070	0	2,222	21,052	0	114,905	3,260	20,000	-17,566	0	2,101,338
Mater Dei School	NSW	1,336,140	2,306,257	6,290	2,846	575,877	0	173,736	2,405	0	0	0	4,403,551
Medowie Christian School Limited	NSW	3,810,446	1,026,494	45,105	4,649	566,931	0	0	3,350	0	-95,530	0	5,361,445
Melkite Catholic Eparchy Corporation	NSW	2,038,286	262,207	0	24,391	376,710	0	69,721	2,765	8,820	0	0	2,782,900
Meriden School	NSW	7,057,497	73,112	10,222	11,621	89,084	0	0	5,690	5,925	0	0	7,253,151
Mid North Coast Community College Limited	NSW	403,788	903,697	37,184	0	201,894	22,409	102,208	2,090	18,000	0	0	1,691,270
Minimbah Preschool, Primary School Aboriginal Corporation Incorporated	NSW	263,330	117,421	315,995	23,699	126,941	30,405	94,377	2,090	0	0	0	974,257
Moama Anglican Grammar Ltd	NSW	5,890,287	407,745	15,167	1,000	366,728	142,956	0	460,180	0	0	0	7,284,063
Monte Sant' Angelo Mercy College Limited	NSW	5,378,703	288,243	23,476	2,421	103,448	0	0	5,510	0	0	0	5,801,801
Moree Christian School INC	NSW	895,661	282,12	56,505	975	130,348	246,019	173,250	2,270	0	0	0	1,533,240

Name	State	Base	Students with disability	Aboriginal and Torres Strait Islander	Low English proficiency	Socio educational disadvantage	Location	Size	Special Circumstances Funding	Prescribed Circumstances Funding	Adjustments ⁵	Previous Legislation	Total Funding
Moriah War Memorial College Association	NSW	2,958,155	2,066,618	0	0	204,652	0	0	6,320	20,000	-7,926	0	5,247,819
Mosman Church of England Preparatory School Limited	NSW	450,008	128,355	0	1,215	4,441	0	48,385	2,900	0	-2,167	0	633,137
Mount Annan Christian College Ltd	NSW	3,934,988	457,010	29,056	0	479,805	0	0	3,350	0	-91,768	0	4,812,441
Mount Sinai College	NSW	1,269,089	770,398	0	0	23,005	0	0	2,810	0	0	0	2,065,302
Mount St Benedict College	NSW	7,716,764	767,406	13,527	3,317	225,830	0	0	5,150	0	-52,432	0	8,679,562
Mumbulla School for Rudolf Steiner Education Limited	NSW	1,347,556	125,453	12,519	0	77,156	236,455	139,713	2,495	0	0	0	1,941,347
Nambucca Valley Christian Community School	NSW	2,420,011	224,406	54,589	995	288,792	302,795	179,684	2,765	13,643	-17,288	0	3,470,392
Namoi Valley Christian School INC	NSW	424,715	153,960	111,300	0	115,668	145,590	155,037	2,135	0	-468	0	1,107,937
NEGS Limited	NSW	1,906,010	35,388	66,865	0	207,482	214,996	176,298	752,720	0	-52,538	0	3,307,221
Nepean District Christian Education Association LTD	NSW	3,937,391	343,713	22,851	0	385,917	0	0	3,350	0	0	0	4,693,222
New Hope School Ltd	NSW	300,971	465,228	7,510	0	129,719	0	80,014	2,045	10,000	0	0	995,487
Newcastle Anglican Schools Corporation	NSW	22,682,983	2,121,481	296,528	10,157	2,225,744	483,466	80,155	245,240	5,000	-42,410	0	28,108,344
Newcastle Grammar School Limited	NSW	5,073,183	515,680	22,738	0	90,486	0	0	0	0	0	0	5,702,087
Newcastle Waldorf School Ltd	NSW	1,583,343	241,248	44,706	774	92,307	0	143,093	2,585	0	-38,829	0	2,069,227
NGARUKI GULGUL LIMITED	NSW	671,783	333,114	144,170	0	301,249	0	142,037	2,135	0	0	0	1,594,488
Northcross Limited	NSW	2,182,256	69,638	0	5,463	14,026	0	0	3,035	0	0	0	2,274,418
Northern Beaches Christian School	NSW	7,088,911	238,760	6,649	0	246,238	0	0	5,645	0	-3,848	0	7,582,355
Northern Beaches Montessori Association	NSW	42,514	0	0	0	1,017	0	68,762	2,000	0	0	0	114,293
Northholm Grammar School Ltd	NSW	1,823,422	165,814	2,067	0	128,639	0	193,768	3,170	0	-3,656	0	2,313,224

Name	State	Base	Students with disability	Aboriginal and Torres Strait Islander	Low English proficiency	Socio educational disadvantage	Location	Size	Special Circumstances Funding	Prescribed Circumstances Funding	Adjustments ^a	Previous Legislation	Total Funding
Northside Montessori Society	NSW	474,367	227,258	0	0	2,502	0	115,085	2,225	10,000	-10,759	0	820,678
Norwest Christian College Limited	NSW	5,590,310	534,641	8,181	12,019	305,774	0	0	3,980	20,000	0	0	6,474,905
Norwa Baptist Church Christian Community School Ltd	NSW	3,943,372	213,340	44,000	0	386,402	0	43,483	3,215	0	0	0	4,633,812
Oakhill College	NSW	11,988,320	260,670	39,427	0	600,215	0	0	6,995	0	0	0	12,895,627
Odyssey House NSW	NSW	1,164,225	2,242,248	60,504	0	501,781	0	234,875	2,315	0	-1,226	0	4,204,722
OneSchool Global NSW	NSW	8,522,106	362,608	0	0	2,698,505	0	0	5,285	0	0	0	11,588,504
Orange Christian Schools Ltd	NSW	3,003,168	66,177	46,978	0	303,053	69,171	136,229	2,990	0	0	0	3,627,766
Our Lady of Mercy College Parramatta	NSW	7,784,523	218,822	2,396	11,507	292,742	0	0	5,060	0	0	0	8,315,050
Oxford Falls Grammar School Limited	NSW	4,925,612	710,829	2,162	0	126,747	0	0	5,375	0	0	0	5,770,725
Oxley College Limited	NSW	5,111,660	236,152	6,711	2,225	753,29	0	0	4,070	0	0	0	5,436,147
Pacific Brook Christian School Ltd	NSW	497,483	9,964	21,081	0	98,143	17,708	135,903	2,135	0	0	0	782,417
Pacific Coast Christian School Limited	NSW	4,084,074	1,920,335	233,235	5,011	1,050,723	0	398,031	5,170	0	0	0	7,696,579
Pacific Hills Christian Education Limited	NSW	7,953,035	427,187	13,737	2,422	222,320	0	0	5,915	10,000	-31,652	0	8,602,964
Pacific Valley Christian School Ltd	NSW	2,972,347	632,715	87,307	1,024	545,375	226,593	183,439	2,945	0	0	0	4,651,745
Pal Buddhist School Limited	NSW	816,673	193,998	0	13,085	98,679	0	215,322	2,225	0	0	0	1,339,982
PARED Ltd	NSW	12,194,912	599,858	12,936	16,948	495,692	0	225,908	13,670	0	-113	0	13,559,811
Parke Christian School Limited	NSW	2,219,614	329,674	52,450	0	368,475	321,897	191,624	84,998	0	0	0	3,568,732
Penrith Christian School	NSW	6,275,074	386,251	56,078	1,638	771,977	0	0	4,205	0	-105,556	0	7,389,667
Port Macquarie Steiner Limited	NSW	231,436	74,530	12,093	0	27,298	18,203	148,888	2,045	0	0	0	514,493

Name	State	Base	Students with disability	Aboriginal and Torres Strait Islander	Low English proficiency	Socio educational disadvantage	Location	Size	Special Circumstances Funding	Prescribed Circumstances Funding	Adjustments ⁵	Previous Legislation	Total Funding
Provincial of Order of Hermits of Saint Augustine In Australasia	NSW	8,405,062	802,143	28,116	1,441	346,423	0	0	5,780	10,000	-28,217	0	9,570,748
Queenwood School for Girls LTD	NSW	2,285,838	246,305	2,601	0	38,106	0	0	4,655	0	0	0	2,577,505
Rainbow Ridge School for Steiner Education Limited	NSW	798,443	113,166	11,796	0	65,453	40,881	153,452	2,270	0	-7,582	0	1,177,879
Redeemer Baptist School Ltd	NSW	3,434,732	292,006	3,445	15,952	65,896	0	0	3,305	0	0	0	3,815,336
Redfern Jarjum College Ltd	NSW	136,769	281,014	164,122	12,310	63,119	0	143,785	2,045	20,000	0	0	823,164
Rissalah College Ltd	NSW	5,021,501	91,183	0	46,644	496,344	0	0	3,575	0	0	0	5,659,247
Rosebank College	NSW	11,341,100	578,013	19,695	16,810	604,493	0	0	6,095	0	0	0	12,566,206
Royal Institute for Deaf and Blind Children	NSW	674,307	1,829,952	2,331	0	290,162	0	292,105	0	20,000	-4,833	0	3,104,024
S.C.E.G.S Darlinghurst Limited	NSW	2,062,577	162,733	33,348	0	17,794	0	0	4,790	0	0	0	2,281,242
Saint Ignatius' College Riverview Limited	NSW	4,668,261	1,162,976	77,917	3,966	119,241	0	0	6,725	0	-55,640	0	5,983,446
Saint Mary MacKillop College Albany Limited	NSW	1,322,825	40,207	0	0	59,184	0	164,039	2,540	0	-11,873	0	1,576,922
Saint Mary MacKillop Colleges Limited	NSW	1,307,726	66,951	0	2,790	47,685	5,762	160,431	2,405	0	-25,001	0	1,568,749
Salamah College Limited	NSW	9,929,976	21,707	9,590	261,269	2,418,204	0	0	0	0	-89,728	0	12,551,018
Santa Sabina College LTD	NSW	6,295,951	497,762	0	4,117	103,987	0	0	5,555	16,000	0	0	6,923,372
Sapphire Coast Anglican College	NSW	2,485,717	503,128	28,506	0	293,293	439,908	181,715	91,691	0	-54,236	0	3,969,722
Sathya Sai School (NSW) Inc	NSW	2,196,571	182,437	15,866	1,659	288,254	0	173,324	2,675	0	-57,090	0	2,803,696
SCECGS Redlands Limited	NSW	3,094,916	363,928	0	928	33,466	0	0	6,770	0	0	0	3,500,008
SEDA College Limited	NSW	1,851,585	250,172	6,451	1,824	155,935	0	202,471	2,495	0	0	0	2,470,933
Seventh-Day Adventist Schools (Greater Sydney) Limited	NSW	19,857,897	921,940	133,568	61,633	1,866,640	0	302,413	19,830	10,588	-51,781	0	23,122,727

Name	State	Base	Students with disability	Aboriginal and Torres Strait Islander	Low English proficiency	Socio educational disadvantage	Location	Size	Special Circumstances Funding	Prescribed Circumstances Funding	Adjustments ^a	Previous Legislation	Total Funding
Seventh-Day Adventist Schools (North New South Wales) Limited	NSW	31,367,175	2,601,909	821,830	6,113	3,078,575	585,046	894,804	28,845	41,438	-561,969	0	38,863,767
Shearwater The Mullumbimby Steiner School Limited	NSW	5,740,030	339,481	72,524	957	289,384	0	0	3,935	8,300	0	0	6,454,611
Sherwood Hills Christian School Ltd	NSW	1,169,063	93,006	6,363	6,690	117,109	0	174,432	2,360	0	-18,203	0	1,550,820
Skillset Senior College Ltd	NSW	1,656,473	1,193,696	309,618	0	713,940	0	259,851	2,315	0	-9,788	0	4,126,105
Snowy Mountains Christian School Limited	NSW	618,669	74,581	1,901	792	79,253	22,340	157,906	2,225	0	0	0	957,667
Snowy Mountains Grammar School Limited	NSW	2,546,604	344,180	0	1,965	104,166	468,637	187,441	2,810	0	0	0	3,655,803
Society of St Plus X LTD	NSW	102,934	23,789	0	497	9,643	0	120,238	2,045	0	0	0	259,146
Southern Cross Baptist Church Christian School INC.	NSW	257,602	0	4,520	867	6,649	0	117,028	2,090	0	-3,510	0	385,246
Southern Highlands Association for Steiner Education Incorporated	NSW	1,032,683	177,144	35,103	0	98,727	0	174,583	0	0	0	0	1,518,240
Southern Highlands Christian School LTD	NSW	2,832,529	468,709	27,360	0	242,611	0	131,924	3,080	0	0	0	3,706,213
Southside Montessori Society	NSW	187,861	26,667	0	0	8,149	0	96,011	2,090	0	0	0	320,778
St Aloysius' College LTD	NSW	5,567,524	180,773	0	2,784	77,982	0	0	5,780	0	-8,654	0	5,826,189
St Bishop Coptic Orthodox College	NSW	2,898,809	370,962	0	71,568	535,793	0	150,047	0	0	0	0	4,027,179
St Columba Anglican School Council Incorporated	NSW	9,836,417	550,057	113,881	2,008	351,802	522,679	0	5,465	10,000	0	0	11,392,309
St George Christian School Ltd	NSW	5,474,527	785,775	8,691	2,080	80,010	0	0	4,340	20,000	0	0	6,375,423
St Lucy's School	NSW	1,243,554	3,208,320	3,137	1,617	535,972	0	123,573	2,450	38,800	0	0	5,157,423
St Mary and St Mina's Coptic Orthodox College	NSW	2,261,906	0	0	1,458	127,771	0	167,367	0	0	-3,705	0	2,554,797
St Mary Star of the Sea College Limited	NSW	9,190,587	212,995	44,968	4,857	558,920	0	0	5,240	0	-54,694	0	9,962,873

Name	State	Base	Students with disability	Aboriginal and Torres Strait Islander	Low English proficiency	Socio educational disadvantage	Location	Size	Special Circumstances Funding	Prescribed Circumstances Funding	Adjustments ⁵	Previous Legislation	Total Funding
St Patrick's College	NSW	6,394,065	303,428	102,982	5,743	701,883	0	0	4,025	0	0	0	7,512,126
St Pauls Grammar School Penrith LTD	NSW	6,277,905	423,175	27,205	5,037	251,420	0	0	4,385	0	0	0	6,989,127
St Pauls International College	NSW	291,681	0	4,762	0	11,145	0	74,028	2,090	0	-103,296	0	280,410
St Peter's Anglican College	NSW	3,706,350	447,809	22,785	0	238,460	308,588	159,285	3,080	0	0	0	4,886,357
St Philip's Christian Education Foundation Ltd	NSW	34,238,589	6,021,623	528,854	8,438	3,354,970	0	303,991	23,385	30,000	0	0	44,509,850
St Scholastica's College	NSW	8,299,672	724,607	182,036	1,640	264,352	0	0	245,096	0	0	0	9,717,403
St Stanislaus' College Bathurst	NSW	4,494,592	204,428	97,255	2,163	497,381	0	176,762	497,631	5,000	0	0	5,975,212
St Vincent's College Limited	NSW	3,753,960	782,438	64,647	0	128,005	0	0	4,115	0	-57,403	0	4,675,762
Stella Maris College	NSW	6,128,705	194,049	6,956	3,220	230,436	0	0	4,565	394,766	-394,766	0	6,567,931
Summerland Christian Life Centre Ltd	NSW	5,046,791	630,234	89,814	1,920	469,777	0	168,289	5,530	12,985	0	0	6,425,340
Sun Artistry Limited	NSW	476,261	0	0	0	63,616	9,198	148,570	2,180	0	-8,321	0	691,504
Sydney Church of England Grammar School Council	NSW	3,467,407	310,774	30,419	1,907	102,571	0	0	6,905	0	0	0	3,919,983
Sydney Japanese School Limited	NSW	896,852	115,279	0	0	11,547	0	99,539	2,630	0	-7,107	0	1,118,740
Sydney Montessori School Limited	NSW	768,633	400,784	0	0	41,434	0	125,152	2,315	0	0	0	1,338,318
Sydney Montessori Society	NSW	24,396	0	0	51	3,697	0	49,399	0	0	0	0	77,543
Tallowood Steiner School INC	NSW	527,282	36,551	35,029	0	54,650	98,914	137,894	0	0	-13,087	0	877,233
Tambelin Independent School Inc	NSW	225,950	3,515	7,531	0	13,085	0	131,968	2,045	0	0	0	384,094
Taree Christian Community School LTD	NSW	5,714,329	57,224	321,806	4,127	970,468	126,985	0	3,890	5,000	-84,217	0	7,119,612
The Abraham Kuyper Christian Education Association Limited	NSW	1,647,820	213,788	6,094	43,583	355,092	0	172,980	2,540	0	0	0	2,441,897
The Alpine School Limited	NSW	312,220	131,566	7,865	0	50,680	13,354	148,196	2,045	0	0	0	665,926

Name	State	Base	Students with disability	Aboriginal and Torres Strait Islander	Low English proficiency	Socio educational disadvantage	Location	Size	Special Circumstances Funding	Prescribed Circumstances Funding	Adjustments ^a	Previous Legislation	Total Funding
The Anglican School Googong	NSW	1,876,467	186,278	4,115	0	89,068	0	156,041	2,720	0	-2,009	0	2,312,680
The Armidale School	NSW	4,345,248	108,710	67,485	0	184,524	514,408	40,804	453,755	0	-29,920	0	5,685,014
The Armidale Waldorf School LTD	NSW	902,240	104,549	35,809	0	44,255	103,224	135,417	2,315	20,000	0	0	1,347,809
The Association for Christian Education of Blacktown Ltd	NSW	6,736,001	779,839	12,120	33,923	573,949	0	0	4,430	0	-16,192	0	8,124,070
The Athena School Limited	NSW	204,931	0	1,771	0	35,118	0	89,262	2,090	0	0	0	333,172
The Casuarina School Co-Operative LTD	NSW	828,336	179,428	6,143	0	58,231	68,983	140,911	2,315	0	0	0	1,284,347
The Central Coast Montessori Primary School Limited	NSW	315,591	0	1,992	0	6,354	0	139,576	2,090	0	0	0	465,603
The Christian Parent-Controlled School Wellington Limited	NSW	676,090	76,409	149,476	0	150,573	106,874	169,232	2,135	0	-56,379	0	1,274,410
The Coast Christian School Limited	NSW	625,634	46,840	1,754	0	37,895	0	130,502	2,180	18,100	-19,584	0	843,321
The Contributors Society Ltd	NSW	2,900,064	0	10,820	20,075	324,201	0	165,451	2,945	0	-20,389	0	3,403,167
The Council of Abbotsleigh	NSW	4,041,397	49,187	28,735	2,239	24,190	0	0	6,320	0	0	0	4,152,068
The Council of Barker College	NSW	6,551,766	111,540	536,426	48,129	285,941	803	148,196	10,660	0	-2,935	0	7,690,526
The Council of St Andrew's Cathedral School	NSW	4,899,853	968,153	337,649	36,671	199,997	0	124,595	7,960	0	0	0	6,574,878
The Council of St Catherine's School Waverley	NSW	3,610,275	151,269	23,234	1,089	65,742	0	0	4,880	0	-20,198	0	3,836,291
The Council of Tara Anglican School for Girls	NSW	3,167,942	188,019	5,249	2,369	28,665	0	0	4,025	0	-2,390	0	3,393,879
The Council of the King's School	NSW	9,418,256	363,313	14,003	5,556	189,817	0	131,062	0	0	-38,432	0	10,083,575
The Council of Trinity Grammar School	NSW	11,310,123	962,811	11,278	8,847	159,911	0	0	8,300	0	0	0	12,461,270
The Ebenezer Foundation Ltd	NSW	645,696	0	0	0	136,006	0	144,231	2,225	0	-618	0	927,540

Name	State	Base	Students with disability	Aboriginal and Torres Strait Islander	Low English proficiency	Socio educational disadvantage	Location	Size	Special Circumstances Funding	Prescribed Circumstances Funding	Adjustments ⁵	Previous Legislation	Total Funding
The Greek Orthodox Parish of South East Sydney	NSW	5,020,748	133,932	0	5,684	235,939	0	0	4,340	0	-30,178	0	5,370,466
The Hills Grammar School	NSW	3,739,711	934,515	6,133	3,926	114,201	0	0	4,565	0	0	0	4,803,051
The Illawarra Grammar School	NSW	4,882,597	279,978	44,766	9,126	87,117	0	0	4,205	0	0	0	5,307,789
The International Grammar School Sydney LTD	NSW	4,050,389	293,885	63,711	5,540	87,777	0	0	5,555	0	-5,411	0	4,501,446
The John Wycliffe Christian Education Association Ltd	NSW	2,888,960	329,333	2,198	0	104,349	0	195,898	2,945	0	0	0	3,523,683
The Joseph Varga School	NSW	173,409	434,101	0	0	74,739	0	53,397	2,045	0	0	0	737,691
The McDonald College Limited	NSW	1,537,230	152,952	7,887	3,328	85,332	0	177,886	2,810	0	0	0	1,967,425
The Muslim League of New South Wales Incorporated	NSW	9,092,064	13,540	0	117,590	1,221,468	0	0	4,700	0	0	0	10,449,362
The Nature School Incorporated	NSW	478,066	54,609	10,071	0	24,217	30,032	146,957	2,090	0	0	0	746,042
The Peninsula Montessori Association Ltd	NSW	294,151	109,034	0	0	38,544	0	111,505	2,180	0	-1,261	0	554,153
The Pittwater House Schools Ltd	NSW	3,641,407	353,905	6,674	2,144	51,617	0	0	4,475	0	0	0	4,060,222
The Presbyterian Church (New South Wales) Property Trust for Casino Presbyterian Church	NSW	2,078,602	502,058	88,971	0	353,405	0	181,069	2,720	0	-4,715	0	3,202,110
The Presbyterian Church New South Wales Property Trust	NSW	19,820,827	1,818,053	147,783	165,464	1,482,726	367,275	369,784	422,780	3,000	0	0	24,597,692
The Riverina Anglican College Board	NSW	5,900,191	261,575	38,259	7,133	221,499	95,905	0	126,783	0	0	0	6,651,345
The Salvation Army (NSW) Property Trust	NSW	141,706	49,774	22,695	113	61,076	0	39,519	2,045	0	0	0	316,927
The Salvation Army (Qld) Property Trust	NSW	630,679	492,649	53,200	0	271,823	0	145,308	4,180	0	-8,038	0	1,589,801
The Small School Ltd	NSW	209,425	3,947	0	0	1,594	0	148,196	2,000	0	0	0	365,162

Name	State	Base	Students with disability	Aboriginal and Torres Strait Islander	Low English proficiency	Socio educational disadvantage	Location	Size	Special Circumstances Funding	Prescribed Circumstances Funding	Adjustments ^a	Previous Legislation	Total Funding
The Sutherland Shire Christian School Association Limited	NSW	6,172,892	88,128	6,517	0	218,229	0	0	4,520	0	-29,752	0	6,460,534
The Tamworth Christian Education Association Limited	NSW	7,738,455	982,845	360,485	7,782	875,657	574,533	160,186	172,883	0	0	0	1,087,2826
The Trustees of the Sydney Grammar School	NSW	4,583,758	299,542	7,349	10,543	1,554	0	0	7,580	0	-13,093	0	4,897,233
The Uniting Church in Australia Property Trust (NSW)	NSW	29,940,002	1,954,721	188,919	39,839	698,311	218,264	0	336,100	0	-5,869	0	33,370,287
The William Branwhite Clarke College Council	NSW	10,855,936	354,703	12,636	31,793	588,630	0	0	6,635	0	-369,426	0	11,480,907
Thomas More Schools Incorporated	NSW	190,288	0	0	0	18,239	48,783	126,294	2,090	0	-552	0	385,142
Toongabbie Christian College Ltd	NSW	7,599,028	563,055	13,518	17,703	318,258	0	0	4,880	0	0	0	8,516,442
Trinity Catholic College Lismore Ltd	NSW	9,145,128	765,727	66,886	1,495	935,238	0	0	5,060	0	0	0	10,919,534
Trustees of the Lebanese Maronite Order	NSW	10,102,449	284,610	0	63,310	1,191,678	0	0	5,465	8,820	-34,162	0	11,622,170
Trustees of the Marist Brothers	NSW	10,941,701	510,662	173,799	0	1,112,286	0	0	227,912	0	0	0	12,966,360
Trustees of the Marist Brothers	NSW	6,198,839	1,232,432	199,394	5,906	501,277	0	93,784	7,285	5,005	-141,590	0	8,102,332
Trustees of the Maronite Sisters of the Holy Family	NSW	1,078,736	84,626	0	8,280	96,571	0	17,856	0	0	0	0	1,286,070
Tuggerah Lakes Community College Limited	NSW	688,537	190,420	109,692	0	300,553	0	144,801	2,135	0	0	0	1,436,138
Tuntabie Falls Community Primary School	NSW	302,025	30,791	7,196	799	30,960	15,845	136,392	2,090	0	-24,381	0	501,717
Unity Grammar College Ltd	NSW	8,643,764	69,020	0	60,987	1,062,237	0	0	4,880	0	-16,614	0	9,824,274
Valley Hope School Ltd	NSW	178,482	265,620	9,716	0	76,926	16,805	80,063	2,000	0	0	0	629,612
Wagga Wagga Christian College	NSW	4,674,471	332,302	68,242	17,809	531,684	18,873	0	3,665	10,000	-30,448	0	5,626,598

Name	State	Base	Students with disability	Aboriginal and Torres Strait Islander	Low English proficiency	Socio educational disadvantage	Location	Size	Special Circumstances Funding	Prescribed Circumstances Funding	Adjustments ⁵	Previous Legislation	Total Funding
Warakirri College Limited	NSW	3,256,180	1,879,779	227,100	0	1,403,414	0	205,604	2,810	13,000	0	0	6,987,887
Warrah Society	NSW	174,319	446,048	0	0	75,132	0	48,385	2,045	14,000	0	0	759,929
Waverley Action for Youth Services	NSW	628,036	154,986	19,269	1,062	270,683	0	132,597	0	20,000	0	0	1,226,633
Wenona School Ltd	NSW	3,037,749	454,717	10,242	2,430	41,924	0	0	5,375	0	-123,790	0	3,428,647
Western Riverina Community College Incorporated	NSW	366,073	470,935	83,195	0	172,234	78,640	143,102	2,045	0	0	0	1,316,224
Westmead Christian Grammar School Limited	NSW	853,293	331,412	0	8,903	65,558	0	114,359	2,315	0	-17,289	0	1,358,551
Winifred West Schools Limited	NSW	2,971,768	18,655	4,650	0	40,887	0	354,865	5,395	0	0	0	3,396,220
Woodbury Autism Education and Research Limited	NSW	129,796	399,809	1,622	0	55,942	0	104,076	0	0	0	0	691,245
Workers Educational Association - Hunter	NSW	4,622,675	1,021,149	569,629	0	1,992,373	0	232,052	3,035	55,000	0	0	8,495,913
Workers' Educational Association Illawarra	NSW	883,828	1,272,510	99,431	0	380,930	0	179,260	2,225	21,800	0	0	2,839,984
Wyong Christian Community School Limited	NSW	6,656,756	320,448	24,291	0	595,234	0	0	4,205	0	-1,068	0	7,599,866
Yanginanonok LTD	NSW	214,819	49,385	1,510	0	10,071	0	109,371	2,090	15,000	0	0	402,246
Yeshiva College Bondi Limited	NSW	426,398	3,599	0	0	10,920	0	159,397	2,135	0	0	0	602,449
Young Muslim Association Incorporated	NSW	925,936	3,745	0	25,258	294,222	88,915	156,709	2,225	0	0	0	1,497,010
Youth Off The Streets Limited	NSW	1,645,193	2,088,317	110,924	3,881	722,648	0	388,986	10,360	96,035	0	0	5,066,344
Zahra Education Inc	NSW	845,783	33,268	0	0	367,409	0	148,196	0	0	-129,036	0	1,265,620
Catholic Church of the Diocese of Darwin Property Trust Inc	NT	36,392,705	12,778,075	12,912,679	549,249	8,048,220	13,132,638	2,335,465	50,040	35,000	0	0	86,234,071
Haileybury Rendall School	NT	5,158,059	736,896	329,890	12,484	463,005	823,980	0	3,530	0	0	0	7,527,844
Milkwood Steiner School Association Incorporated	NT	533,880	147,563	27,179	0	41,003	97,850	117,171	2,225	0	0	0	966,871

Name	State	Base	Students with disability	Aboriginal and Torres Strait Islander	Low English proficiency	Socio educational disadvantage	Location	Size	Special Circumstances Funding	Prescribed Circumstances Funding	Adjustments ^a	Previous Legislation	Total Funding
Nawarddeen Academy Ltd	NT	173,853	0	208,624	15,647	81,461	249,085	160,671	2,045	0	0	0	891,386
NT Christian Schools	NT	9,731,803	2,626,473	1,201,310	87,395	1,605,269	3,485,727	1,077,427	0	30,000	-214,053	0	19,631,351
Nyangatjatjara Aboriginal Corporation	NT	624,364	622,039	749,237	56,195	288,144	604,095	191,980	2,180	0	0	0	3,138,234
St Philip's College Alice Springs	NT	4,438,314	796,913	422,585	11,837	446,207	2,106,499	59,602	3,980	0	-4,281,333	0	4,004,605
The Alice Springs Steiner Association	NT	1,014,963	119,287	40,902	0	53,959	403,771	133,806	2,450	0	-26,059	0	1,743,079
The Essington School Darwin Limited	NT	5,572,235	91,269	25,759	124,085	431,364	1,280,544	0	4,880	0	0	0	7,530,136
Tiwi Education Board Incorporated	NT	1,400,156	372,004	1,526,452	126,014	700,078	1,250,738	200,481	2,360	0	0	0	5,578,283
Uniting Church In Australia Property Trust (NT)	NT	2,284,549	472,507	200,170	1,363	222,304	1,080,934	19,507	0	0	-12,550	0	4,268,783
Yipirinya School Council Inc	NT	1,118,869	374,391	1,342,643	100,700	545,702	370,481	116,066	2,450	0	-320,578	0	3,650,722
Yirralka Education Ltd	NT	450,979	0	487,447	45,098	225,489	479,113	153,047	2,180	0	0	0	1,843,353
A B Paterson College Limited	QLD	10,702,181	136,408	12,380	4,242	311,412	0	0	6,275	0	0	0	11,172,898
A S G School Incorporated	QLD	3,906,422	186,413	230,704	5,947	853,560	997,853	195,228	130,528	0	-88,734	0	6,417,921
Aboriginal & Islander Independent Community School Incorporated	QLD	2,257,229	761,132	2,294,675	203,151	1,041,711	0	152,194	2,810	10,000	0	0	6,722,902
Akademeia Limited	QLD	338,753	0	5,099	790	57,483	0	69,830	0	0	0	0	471,955
All Saints Anglican School Limited	QLD	12,650,960	819,015	61,282	6,749	223,326	0	0	7,040	0	-25,938	0	13,742,434
Alta-1 College (QLD) Ltd	QLD	799,936	1,071,695	22,696	0	344,772	0	165,023	2,135	20,000	-11,956	0	2,414,301
Ananda Marga Education Limited	QLD	948,275	141,762	5,873	0	50,388	0	137,318	2,360	0	0	0	1,285,976
ASD Learning LTD	QLD	762,223	1,178,333	0	0	328,518	0	156,647	2,225	10,000	0	0	2,437,946
Australian Christian College - Moreton Ltd	QLD	7,594,721	1,228,568	112,040	0	1,464,586	0	0	3,530	11,305	0	0	10,414,750
Australian Industry Trade College Ltd	QLD	8,293,510	162,765	63,492	1,199	1,070,213	0	872,973	10,295	0	0	0	10,474,447

Name	State	Base	Students with disability	Aboriginal and Torres Strait Islander	Low English proficiency	Socio educational disadvantage	Location	Size	Special Circumstances Funding	Prescribed Circumstances Funding	Adjustments ⁵	Previous Legislation	Total Funding
Australian International Islamic College Board Inc.	QLD	8,296,772	1,226,243	3,935	327,169	1,886,057	0	0	0	0	0	0	11,740,176
Australian Technology and Agricultural College Ltd	QLD	128,777	0	3,378	1,193	21,241	0	44,337	2,000	15,000	-16,321	0	199,606
Australian Trade College North Brisbane Ltd	QLD	2,705,698	92,856	37,567	2,528	216,237	0	217,306	2,765	0	0	0	3,274,957
Autism Queensland Limited	QLD	660,544	1,908,330	11,930	0	284,694	0	116,638	2,270	50,000	0	0	3,034,406
Blackall Range Independent School Association Inc	QLD	969,491	165,871	15,546	0	97,820	0	219,007	2,225	18,750	0	0	1,488,710
Blackheath and Thornburgh College	QLD	2,156,545	176,230	124,317	0	498,697	568,910	189,792	2,675	0	0	0	3,717,166
Board of Trustees of the Brisbane Grammar School	QLD	7,338,128	217,431	22,779	1,730	38,872	0	0	7,085	0	0	0	7,626,025
Board of Trustees of the Ipswich Girls Grammar School	QLD	6,952,713	338,117	117,777	1,097	178,129	0	0	76,264	0	0	0	7,664,097
Board of Trustees of the Ipswich Grammar School	QLD	7,458,621	144,985	172,558	9,416	430,617	0	0	358,261	0	0	0	8,574,458
Board of Trustees of the Rockhampton Girls' Grammar School	QLD	2,449,853	164,809	120,191	945	308,205	82,630	186,702	20,019	0	0	0	3,333,354
Board of Trustees of the Rockhampton Grammar School	QLD	11,396,456	457,144	107,664	11,262	822,494	392,141	0	456,005	0	0	0	13,643,166
Board of Trustees of the Toowoomba Grammar School	QLD	8,960,583	232,313	63,468	1,054	283,926	0	0	5,465	0	0	0	9,546,809
Border Rivers Christian College Ltd	QLD	868,962	154,795	55,614	0	141,435	181,601	169,490	27,270	0	0	0	1,599,167
Brisbane Christian College	QLD	7,708,662	485,326	44,294	0	484,902	0	0	4,700	0	0	0	8,727,884
Brisbane Girls Grammar School	QLD	5,395,284	60,404	2,451	5,231	48,722	0	0	0	0	0	0	5,512,092
Brisbane Independent School Incorporated	QLD	483,424	101,649	6,885	0	9,305	0	109,343	2,270	0	0	0	712,876
Bundaberg Christian College Limited	QLD	6,140,674	445,105	42,873	4,163	756,360	0	0	3,800	0	0	0	7,392,975

Name	State	Base	Students with disability	Aboriginal and Torres Strait Islander	Low English proficiency	Socio educational disadvantage	Location	Size	Special Circumstances Funding	Prescribed Circumstances Funding	Adjustments ^a	Previous Legislation	Total Funding
Burdekin Christian College Inc	QLD	1,609,319	131,267	347,978	0	486,608	353,678	164,690	2,450	0	0	0	3,095,990
Burnett Youth Learning Centre Ltd	QLD	652,885	818,153	75,164	0	281,393	2,256	136,675	2,135	0	0	0	1,968,661
Cairns Christian College Limited	QLD	4,643,624	175,989	115,707	5,470	386,462	687,944	0	3,710	0	-59,059	0	5,959,847
Cairns Rudolf Steiner School Ltd	QLD	1,220,414	48,346	7,628	0	162,833	237,446	138,396	0	0	0	0	1,815,063
Caloundra Christian College Limited	QLD	2,632,050	190,412	35,699	0	262,212	0	172,176	2,855	20,000	0	0	3,315,404
Caloundra City School Limited	QLD	1,505,464	85,487	21,590	1,197	51,235	0	175,244	2,675	0	0	0	1,842,892
Calvary Temple Christian Colleges Ltd	QLD	7,144,778	306,183	220,042	17,513	1,193,332	1,117,188	0	4,475	0	-8,359	0	9,995,152
Cannon Hill Anglican College Pty Ltd	QLD	8,917,588	959,214	0	3,019	107,684	0	0	5,645	8,000	-23,773	0	9,977,377
Canterbury College Limited	QLD	11,299,318	712,913	60,230	7,804	752,197	0	0	5,780	0	0	0	12,838,242
Cape York Girl Academy Limited	QLD	224,085	191,144	268,902	20,168	107,505	62,547	123,402	0	0	0	0	997,753
Carmichael College Ltd	QLD	3,078,674	294,767	24,845	0	271,234	0	0	2,900	0	0	0	3,672,420
Cassowary Coast Community Campus INC.	QLD	109,952	3,947	0	0	24,430	69,394	148,196	2,000	13,300	0	0	371,219
Central Queensland Christian College Limited	QLD	1,182,163	158,382	256,776	0	316,380	45,440	183,553	2,270	0	0	0	2,144,964
CHBE LTD	QLD	6,634,386	605,307	146,930	0	794,690	0	0	2,000	0	0	0	8,183,313
CHILD The Association for Childhood Language & Related Disorders	QLD	844,988	1,861,326	5,347	2,349	364,190	0	136,724	2,270	0	0	0	3,217,194
Christian Community Ministries Ltd	QLD	46,363,113	5,309,656	904,764	187,155	7,987,782	2,213,609	1,027,202	189,329	46,827	-9	0	64,229,429
CHRISTIAN OUTREACH CENTRE	QLD	28,763,146	1,685,458	140,102	19,796	1,910,421	0	0	76,483	0	-34,506	0	32,560,900
Community Learning Ltd	QLD	683,732	958,628	137,196	0	294,688	0	140,158	2,180	0	0	0	2,216,582

Name	State	Base	Students with disability	Aboriginal and Torres Strait Islander	Low English proficiency	Socio educational disadvantage	Location	Size	Special Circumstances Funding	Prescribed Circumstances Funding	Adjustments ⁵	Previous Legislation	Total Funding
Community Youth Education Options LTD	QLD	967,836	706,411	13,929	0	417,137	0	196,115	2,180	0	0	0	2,303,608
Cooloola Christian College Limited	QLD	4,052,295	476,159	50,507	2,071	659,261	0	88,749	3,260	0	0	0	5,332,302
Coolum Beach Christian College Ltd	QLD	3,239,045	168,259	31,499	0	202,949	0	83,900	3,080	0	-39	0	3,728,693
Discovery Christian College Inc	QLD	1,032,808	92,816	12,971	0	161,954	206,181	197,096	2,270	0	-112,335	0	1,593,761
Djarragun College Limited	QLD	3,354,011	883,870	3,874,755	301,861	1,562,757	507,701	188,086	2,900	17,600	0	0	10,693,541
Education For Generations Limited	QLD	388,257	70,992	7,077	0	32,894	0	147,623	2,135	0	0	0	648,978
Emmanuel College	QLD	12,347,917	1,190,599	6,263	4,152	351,550	0	161,272	8,815	5,000	0	0	14,075,568
Equipping for Life Ltd	QLD	4,565,676	4,201,182	189,233	1,872	1,967,807	0	190,595	2,945	0	0	0	11,119,310
External Senior School Limited	QLD	238,725	0	5,655	0	10,973	0	129,402	0	0	0	0	384,755
Faith Baptist Church Inc	QLD	736,670	16,389	9,791	0	133,648	54,175	179,435	0	0	0	0	1,130,108
FSAC LTD	QLD	15,582,192	717,277	55,532	24,711	734,882	0	0	9,805	0	0	0	17,124,399
GEMS Christian Education Limited	QLD	1,956,019	393,094	55,366	2,474	418,378	655,048	346,517	104,745	0	0	0	3,931,641
Genesis Christian College Ltd	QLD	11,030,591	954,063	54,580	4,066	630,066	0	0	6,545	11,000	0	0	12,690,911
Glasshouse Christian College Limited	QLD	10,019,150	513,128	88,901	3,117	1,192,835	0	0	5,195	0	0	0	11,822,326
Good Shepherd Baptist Church Ltd.	QLD	840,850	155,732	13,117	3,597	90,199	0	151,796	2,360	0	0	0	1,257,651
Goora Gan Steiner School Inc.	QLD	319,647	13,296	0	0	85,939	79,250	143,609	2,090	0	0	0	643,831
Gulf Christian College LTD	QLD	1,036,889	154,221	551,866	93,320	478,525	888,704	164,061	2,270	19,290	0	0	3,389,146
Heights College Ltd	QLD	7,382,212	831,593	141,951	6,935	1,152,074	232,749	0	4,295	0	0	0	9,751,809
Hillbrook Anglican School Limited	QLD	5,737,337	422,362	13,666	0	63,057	0	0	4,205	0	-2,378	0	6,238,249
Hillcrest Christian College Limited	QLD	11,276,625	314,557	46,440	6,851	460,990	0	0	6,095	0	-15,157	0	12,096,401

Name	State	Base	Students with disability	Aboriginal and Torres Strait Islander	Low English proficiency	Socio educational disadvantage	Location	Size	Special Circumstances Funding	Prescribed Circumstances Funding	Adjustments ^a	Previous Legislation	Total Funding
Hills Educational Foundation Limited	QLD	3,660,123	189,032	12,868	4,430	449,515	0	98,830	3,260	0	-41,222	0	4,376,836
Hinchinbrook Christian School Inc	QLD	38,505	0	0	0	1,851	40,548	96,596	0	0	0	0	177,500
Horizons College of Learning and Enrichment Limited	QLD	1,444,225	325,592	90,339	36,106	622,462	0	233,865	2,315	19,490	0	0	2,774,394
Islamic College of Brisbane Limited	QLD	10,453,376	326,463	7,391	77,471	686,353	0	0	5,465	10,200	0	0	11,566,719
John Paul College Limited	QLD	10,124,229	314,775	85,544	6,232	350,233	0	0	23,690	0	0	0	10,904,703
Jubilee Christian College Limited	QLD	2,914,231	875,022	160,401	31,264	664,569	997,962	0	2,315	0	0	0	5,645,764
Kimberley College Ltd	QLD	6,651,837	469,378	18,053	0	576,475	0	0	4,205	0	-133,157	0	7,586,791
King's Christian Education Limited	QLD	25,170,228	1,764,513	70,794	17,081	1,385,015	0	0	10,055	20,000	0	0	28,437,686
Koorabyn Campus Incorporated	QLD	3,039,101	334,943	113,484	979	558,337	27,961	181,933	2,945	10,000	0	0	4,269,683
Kutta Mulla Gorinna Inc	QLD	688,372	156,212	276,177	0	218,853	76,419	195,811	2,090	0	0	0	1,613,934
Leading Educational Enterprises Ltd	QLD	5,091,597	859,061	22,727	0	365,760	0	0	3,800	0	-7,771	0	6,335,174
Lighthouse Baptist Church Rockhampton	QLD	2,829,941	446,263	71,566	3,460	464,654	92,520	176,870	2,765	0	0	0	4,088,039
Lutheran Church of Australia Queensland District	QLD	141,601,785	13,949,210	1,133,301	66,107	9,559,215	1,361,978	341,658	703,740	105,823	-413,936	0	168,408,881
Mackay Christian Colleges Ltd	QLD	6,656,590	900,549	203,630	1,776	1,120,240	639,244	0	4,295	0	-50,442	0	9,475,882
Maleny Independent School Ltd	QLD	207,610	192,846	2,884	0	28,026	0	60,042	0	0	0	0	491,408
Maridahdi Early Childhood Community	QLD	572,405	80,942	5,150	0	30,130	0	172,685	2,180	0	-15,623	0	847,869
Maryborough Christian Education Foundation Ltd	QLD	9,749,800	846,681	141,655	6,747	1,920,744	0	0	4,205	0	0	0	12,669,832
Matthew Flinders Anglican College Limited	QLD	9,744,505	415,351	17,463	981	151,839	0	0	5,915	0	0	0	10,336,054

Name	State	Base	Students with disability	Aboriginal and Torres Strait Islander	Low English proficiency	Socio educational disadvantage	Location	Size	Special Circumstances Funding	Prescribed Circumstances Funding	Adjustments ⁵	Previous Legislation	Total Funding
Mawarra Independent School Inc	QLD	163,373	75,604	6,606	0	24,767	972	90,804	0	0	0	0	362,126
Men of Business Australia Limited	QLD	745,441	233,158	8,099	0	321,286	0	150,912	0	0	0	0	1,458,896
Montessori International College Limited	QLD	2,116,138	170,193	3,629	0	94,294	0	137,170	2,900	0	0	0	2,524,324
Moreton Bay Briali Steiner School Association Inc.	QLD	777,208	198,190	18,396	0	87,440	0	180,582	2,180	0	0	0	1,263,996
Moreton Bay Boys College Ltd	QLD	3,132,776	323,209	8,855	0	63,933	0	19,086	3,440	0	0	0	3,551,299
Moreton Bay College	QLD	6,586,356	390,225	17,840	1,094	155,812	0	0	5,330	0	0	0	7,156,657
Moreton Bay Montessori Association Inc.	QLD	1,368,498	222,370	5,731	0	92,719	0	138,604	2,450	20,000	0	0	1,850,372
Mueller College Limited	QLD	15,590,123	819,612	86,714	21,554	1,302,453	0	0	7,040	0	0	0	17,827,496
Music Industry Community Services Limited	QLD	739,795	0	0	0	48,950	0	179,461	2,270	6,000	-15,626	0	960,850
Nambour Christian College Ltd	QLD	9,246,548	891,242	93,825	5,227	543,219	0	0	5,240	20,000	-360	0	10,804,941
Noosa Pengari Steiner School Assn Inc.	QLD	2,704,349	133,407	3,839	0	139,469	0	165,553	2,945	0	-164,536	0	2,985,026
Northside Christian College Ltd	QLD	8,025,111	697,068	5,978	0	157,536	0	0	5,420	5,000	0	0	8,896,113
Ohana Education Ltd	QLD	2,946,858	1,087,670	64,099	0	1,270,097	0	243,503	2,675	0	0	0	5,614,902
ONESCHOOL GLOBAL QLD LTD.	QLD	2,376,202	240,082	0	0	624,243	0	190,908	2,855	0	0	0	3,434,290
Opus Angelorum Ltd	QLD	291,708	28,379	0	0	2,280	0	142,315	2,045	0	0	0	466,727
Ormiston College Limited	QLD	9,059,075	218,672	10,811	4,262	206,210	0	0	5,960	0	0	0	9,504,990
Parents' National Education Union (Australia) Inc.	QLD	1,031,636	145,426	29,160	0	565,343	0	183,257	2,135	0	0	0	1,956,957
Parklands Christian College Limited	QLD	6,499,671	714,645	25,987	4,776	899,901	0	0	4,070	0	-37,466	0	8,111,584
Peregian Beach Community College Ltd	QLD	1,612,965	127,097	1,900	0	80,339	0	162,270	2,495	0	-25,149	0	1,961,917

Name	State	Base	Students with disability	Aboriginal and Torres Strait Islander	Low English proficiency	Socio educational disadvantage	Location	Size	Special Circumstances Funding	Prescribed Circumstances Funding	Adjustments ^a	Previous Legislation	Total Funding
Pine Community School LTD	QLD	665,436	84,122	3,557	0	48,354	0	126,581	2,270	0	0	0	930,320
Queensland Baptists Education Company Ltd	QLD	3,990,654	464,791	90,874	0	747,763	9,501	0	3,170	0	0	0	5,306,753
Queensland Education & Cultural Foundation Limited	QLD	2,697,200	470,835	0	28,231	407,009	0	99,886	2,855	16,000	-71,291	0	3,650,725
Radiant Life Education Ltd	QLD	816,068	243,398	880,994	73,446	382,593	178,331	147,887	2,270	0	0	0	2,724,987
Redlands Combined Independent College Inc.	QLD	10,065,504	587,278	63,197	0	518,781	0	0	5,915	11,000	0	0	11,251,675
Rivermount Education Limited	QLD	8,259,106	831,122	228,526	4,037	787,156	0	0	4,745	0	0	0	10,114,692
Rudolf Steiner Education Group Brisbane Inc.	QLD	2,574,446	195,185	8,348	0	109,839	0	40,105	3,035	0	0	0	2,930,958
Saint Stephen's College Limited	QLD	7,360,585	835,353	16,344	8,878	294,184	0	0	5,285	0	0	0	8,520,629
Searchlight Education Springfield	QLD	2,081,094	79,856	1,761,874	187,299	960,425	0	158,382	0	0	0	0	5,228,930
Seventh-Day Adventist Schools (Northern Australia) Limited	QLD	3,304,420	142,055	438,964	4,866	577,408	444,764	542,912	7,080	20,000	0	0	5,482,469
Seventh-Day Adventist Schools (South Queensland) Limited	QLD	19,941,323	1,636,131	174,541	14,983	1,742,318	0	868,686	46,177	20,000	0	0	24,444,159
Sheldon College	QLD	9,192,280	237,498	13,369	1,113	277,905	0	0	5,825	0	0	0	9,727,990
Silver Lining Foundation Australia Limited	QLD	996,857	426,081	1,080,796	89,717	467,204	241,708	360,748	4,090	0	-33,495	0	3,633,706
Sinai College	QLD	242,305	10,280	4,252	0	8,633	0	128,655	2,090	0	-6,788	0	389,427
Somerset College Limited	QLD	10,158,337	673,428	8,479	1,046	127,997	0	0	6,185	0	0	0	10,975,472
St Aidan's School Council Limited	QLD	2,876,267	219,848	4,499	3,198	41,749	0	0	4,340	0	0	0	3,149,901
St Margaret's School Council Limited	QLD	4,829,457	440,992	50,347	6,523	102,504	0	0	4,835	18,072	0	0	5,452,730
St Michael's College	QLD	2,791,079	346,019	7,516	0	287,135	0	0	2,990	0	-5,398	0	3,429,341
St Philomena School Limited	QLD	1,968,847	83,682	0	0	128,116	0	173,100	0	20,000	0	0	2,373,745

Name	State	Base	Students with disability	Aboriginal and Torres Strait Islander	Low English proficiency	Socio educational disadvantage	Location	Size	Special Circumstances Funding	Prescribed Circumstances Funding	Adjustments ⁵	Previous Legislation	Total Funding
Tamborine Mountain College Limited	QLD	4,384,809	175,219	10,715	0	195,478	0	39,069	3,440	0	0	0	4,808,730
TEC-NQ Limited	QLD	2,964,770	16,980	172,868	0	694,852	466,777	206,640	2,900	0	-198,270	0	4,327,517
The Anglican School Commission (QLD)	QLD	87,758,959	4,825,624	461,494	30,932	3,744,019	15,032	0	1,658,270	56,192	-67,929	0	98,482,593
The Association for Parent Controlled Christian Schools At Brisbane	QLD	9,531,362	616,060	48,550	32,107	587,933	0	0	5,060	16,453	0	0	10,837,525
The Baptist Union of Queensland- Community Services Group	QLD	5,852,543	4,489,696	1,532,006	79,983	2,733,221	279,280	740,198	9,485	0	-89,156	0	15,627,256
The BUSY School Ltd	QLD	430,700	26,008	67,281	0	185,632	74,263	126,273	0	0	0	0	910,157
The Cathedral School of St Anne and St James Limited	QLD	7,327,949	279,241	174,088	2,980	276,608	1,324,085	0	366,277	0	0	0	9,751,228
The Corporation of the Roman Catholic Bishops of Queensland	QLD	1,240,505,058	126,088,571	26,370,354	1,207,760	126,698,765	65,093,614	19,846,577	4,984,413	855,766	-234,510	0	1,611,416,368
The Montessori School Limited	QLD	1,063,858	254,272	0	911	6,934	0	113,504	2,540	0	-3,005	0	1,439,014
The Presbyterian and Methodist Schools Association	QLD	21,764,973	2,324,949	120,720	12,334	414,182	0	123,970	21,140	18,000	0	0	24,800,268
The Presbyterian Church of Queensland	QLD	5,541,056	227,646	48,659	0	223,344	0	0	294,525	0	0	0	6,335,230
The School of Total Education	QLD	974,825	83,862	25,574	2,003	158,434	13,545	181,030	135,695	0	0	0	1,574,968
The Spot Academy LTD	QLD	991,938	574,852	5,286	0	427,526	0	201,986	2,135	0	0	0	2,203,723
The Uniting Church In Australia Property Trust (Q)	QLD	17,602,196	1,621,279	157,049	5,919	1,243,934	46,409	199,097	462,300	0	-104,092	0	21,234,090
Toogoolawa Schools Limited	QLD	1,070,419	1,391,307	48,709	10,704	461,351	0	171,724	2,315	20,000	0	0	3,176,529
Toowoomba Christian College Limited	QLD	6,078,368	380,830	33,817	0	593,685	0	0	4,070	0	-35,182	0	7,055,588
Toowoomba Christian Parent Controlled Day School Assoc.	QLD	884,216	146,668	10,730	0	105,155	0	138,330	2,270	0	-36,859	0	1,250,510

Name	State	Base	Students with disability	Aboriginal and Torres Strait Islander	Low English proficiency	Socio educational disadvantage	Location	Size	Special Circumstances Funding	Prescribed Circumstances Funding	Adjustments ^a	Previous Legislation	Total Funding
Townsville Christian College Limited	QLD	2,026,114	136,629	1,109,766	16,502	666,689	319,843	147,584	2,630	0	-34,047	0	4,391,710
Townsville Christian Education Association Limited	QLD	4,683,525	172,420	45,774	21,251	336,769	759,674	0	0	0	-36,466	0	5,982,948
Townsville Grammar School	QLD	7,833,584	206,383	54,008	7,946	234,653	1,557,788	0	353,012	0	0	0	10,247,374
Townsville Independent School Association Inc.	QLD	245,041	0	8,408	0	23,101	57,013	147,325	2,045	0	0	0	482,933
Transformed Futures LTD	QLD	177,132	423,700	7,873	0	76,344	0	50,496	0	20,000	0	0	755,545
Trinity Anglican School Limited	QLD	4,889,615	236,331	20,924	3,750	113,490	847,470	0	0	20,000	0	0	6,131,580
Trinity College Gladstone Ltd	QLD	4,178,407	454,564	47,568	4,252	443,452	209,209	0	3,395	0	0	0	5,340,847
Wadja Aboriginal Corporation for Education	QLD	781,113	37,308	937,334	70,300	385,035	391,044	206,372	2,225	0	-31,111	0	2,779,620
Whitsunday Anglican School Limited	QLD	5,491,944	258,974	8,023	3,160	195,718	569,087	0	3,890	0	0	0	6,530,796
Yarranlea Limited	QLD	232,971	19,934	0	0	20,232	0	136,676	2,090	0	0	0	411,903
Y-CARE (South-East Queensland) Inc.	QLD	6,561,955	4,824,543	319,249	0	2,888,420	0	924,142	3,305	12,222	-665,254	0	14,866,582
Annesley College	SA	1,155,447	62,103	0	0	12,767	0	93,717	2,450	0	0	0	1,326,484
Bethany Christian School Inc	SA	4,046,106	588,367	28,553	26,884	812,881	0	0	3,575	15,000	0	0	5,521,366
Cedar College INC	SA	6,815,414	516,882	15,999	11,787	505,510	0	0	4,475	0	0	0	7,870,067
Copper Triangle Christian School Association Inc	SA	2,563,915	318,270	32,168	0	506,824	408,740	166,504	2,855	19,000	-1,061	0	4,017,215
Dara Village Incorporated	SA	316,393	183,508	0	0	3,842	0	138,594	2,090	0	0	0	644,427
Domino Servite College Incorporated	SA	352,103	13,329	0	0	89,634	0	142,297	0	0	-3,210	0	594,153
Emmaus Christian College Inc	SA	6,611,494	514,434	1,977	5,410	247,594	0	0	4,205	0	-27,886	0	7,357,228
Eynesbury Senior College Incorporated	SA	819,598	89,194	2,102	0	29,566	0	202,505	2,315	0	0	0	1,145,280
Garden College	SA	2,967,656	75,393	0	87,414	465,035	0	97,165	3,080	0	-150,824	0	3,544,919

Name	State	Base	Students with disability	Aboriginal and Torres Strait Islander	Low English proficiency	Socio educational disadvantage	Location	Size	Special Circumstances Funding	Prescribed Circumstances Funding	Adjustments ⁵	Previous Legislation	Total Funding
Heritage College Inc	SA	3,235,016	176,375	1,838	12,940	383,835	0	79,571	3,215	0	0	0	3,892,790
Hope Christian College Inc	SA	6,875,255	293,481	16,631	42,168	1,271,775	0	0	4,205	0	-49,852	0	8,453,663
IORA Islamic College of South Australia Limited	SA	2,597,761	94,151	4,135	70,630	403,757	0	174,214	2,630	0	-29,926	0	3,317,352
King's Baptist Grammar School Incorporated	SA	8,471,784	518,233	15,882	945	379,064	0	0	5,195	20,000	0	0	9,411,103
Lutheran Education South Australia Northern Territory and Western Australia Incorporated	SA	118,662,251	10,822,212	4,160,739	316,468	11,969,492	6,727,066	2,083,715	653,220	97,594	-669,724	0	154,823,032
Mid North Christian College Association Incorporated	SA	2,328,393	283,636	30,405	7,218	496,386	298,775	185,037	2,720	0	-26,004	0	3,606,566
Mount Barker Waldorf School, A School For Rudolf Steiner Education Incorporated	SA	2,382,180	35,472	9,259	0	115,500	0	152,696	2,945	0	0	0	2,698,052
Muirden College Pty Ltd	SA	731,835	14,053	4,168	722	61,633	0	181,490	2,270	0	0	0	996,171
Multi Cultural Youth Education Support Services Limited	SA	5,942,119	306,936	0	83,473	555,335	0	0	0	10,000	0	0	6,897,863
OneSchool Global SA Incorporated	SA	802,172	61,121	0	0	226,436	0	184,252	2,315	0	-13,227	0	1,263,069
Pedare Christian College Inc	SA	7,400,476	91,482	14,348	5,899	390,477	0	0	4,700	0	0	0	7,907,382
Pembroke School Incorporated	SA	7,329,418	504,334	22,807	5,284	85,183	0	0	6,770	0	0	0	7,953,796
Pilgrim School Inc	SA	1,266,357	23,923	3,438	1,131	39,628	0	128,320	2,585	20,000	-4,239	0	1,481,143
Playford College Ltd	SA	3,247,086	199,773	0	73,853	937,821	0	55,190	2,900	13,500	0	0	4,530,123
Portside Christian College Inc	SA	5,744,935	244,590	13,387	2,115	457,309	0	0	3,845	0	-6,920	0	6,459,261
Prince Alfred College	SA	5,335,207	876,660	25,828	1,961	103,895	0	0	5,150	0	0	0	6,348,701
Pulteney Grammar School Inc	SA	4,252,699	420,582	2,134	4,111	70,409	0	0	4,520	0	-2,548	0	4,751,907
Riverland Christian School Inc	SA	662,929	134,831	18,530	0	118,227	201,757	166,802	2,225	0	0	0	1,305,301

Name	State	Base	Students with disability	Aboriginal and Torres Strait Islander	Low English proficiency	Socio educational disadvantage	Location	Size	Special Circumstances Funding	Prescribed Circumstances Funding	Adjustments ^a	Previous Legislation	Total Funding
Scotch College Incorporated	SA	4,831,509	399,255	26,375	0	58,585	0	0	5,150	0	0	0	5,320,874
SEDA College SA Limited	SA	954,000	86,728	10,014	870	74,341	0	219,329	2,045	0	0	0	1,347,327
Seventh-Day Adventist Schools (South Australia) Limited	SA	11,985,641	1,606,656	50,692	49,797	1,329,840	0	196,264	10,095	0	0	0	15,228,985
Seymour College Inc	SA	3,155,162	386,939	22,885	0	84,903	0	0	4,115	0	0	0	3,654,004
Sisters of St Joseph Mary MacKillop College Kensington Limited	SA	3,353,497	135,880	6,467	12,471	333,020	0	208,753	3,215	0	0	0	4,053,303
South Australian Anglican Schools System Incorporated	SA	38,689,125	2,875,728	191,511	63,772	4,470,539	0	0	22,555	5,480	10,329	0	46,329,039
South Australian Commission for Catholic Schools Inc	SA	361,097,953	38,496,128	2,020,700	1,232,334	42,517,103	9,705,668	7,584,808	974,587	298,216	-13,589,362	0	450,338,135
Southern Montessori Education Centre Incorporated	SA	1,670,932	153,250	1,943	0	64,838	0	160,498	2,540	16,423	-2,975	0	2,067,449
Southern Vales Christian College Inc	SA	4,890,976	320,766	27,130	0	451,647	0	0	3,530	3,000	0	0	5,697,049
Specialised Assistance School for Youth (SASY) Ltd	SA	1,633,827	507,293	10,813	0	704,180	0	278,965	2,405	0	0	0	3,137,483
St Andrews School Inc	SA	2,321,599	80,642	144	71	28,658	0	0	3,080	0	0	0	2,434,194
ST DOMINIC'S PRIORY COLLEGE LTD	SA	5,808,185	77,504	8,681	35,276	362,801	0	0	3,980	0	0	0	6,296,427
St George College Inc	SA	2,210,635	195,524	1,723	14,124	277,992	0	148,762	2,855	26,000	0	0	2,877,615
St John's Grammar School Inc	SA	4,287,742	904,278	6,525	0	136,429	0	0	4,160	0	-15,092	0	5,324,042
St Mary's College Ltd	SA	6,895,698	469,934	11,384	19,910	433,967	0	0	4,475	0	0	0	7,835,368
St Peters Collegiate Girls School Inc	SA	3,618,461	473,269	2,250	3,633	34,593	0	0	4,025	0	0	0	4,136,231
St Peter's Woodlands Grammar School Inc	SA	3,315,324	546,285	0	0	91,302	0	0	3,800	0	0	0	3,956,711
St. Spyridon's Greek Orthodox Community INC	SA	351,101	29,060	0	0	8,100	0	115,141	2,135	20,000	0	0	525,537

Name	State	Base	Students with disability	Aboriginal and Torres Strait Islander	Low English proficiency	Socio educational disadvantage	Location	Size	Special Circumstances Funding	Prescribed Circumstances Funding	Adjustments ⁵	Previous Legislation	Total Funding
Suneden Specialist School Incorporated	SA	563,272	1,461,173	3,801	0	242,770	0	147,418	2,180	0	0	0	2,420,614
Sunrise Christian School	SA	6,616,359	765,461	8,002	2,902	347,514	299,382	750,870	12,385	20,000	0	0	8,822,875
Sunrise Christian School Whyalla	SA	1,749,001	183,014	6,010	5,597	187,467	226,086	154,372	2,540	0	-16,194	0	2,497,893
Temple Christian College Inc	SA	9,399,168	229,079	29,583	80,520	1,152,218	0	0	4,835	0	-13,598	0	10,881,805
The Anglican Church of Australia Collegiate School of Saint Peter	SA	6,548,768	513,958	6,358	0	163,741	0	0	6,275	0	-1,147	0	7,237,953
The Hills Christian Community School Inc	SA	3,577,445	352,863	9,027	0	214,549	0	0	3,485	0	0	0	4,157,369
The Hills Montessori School Inc	SA	1,049,138	319,120	0	0	27,573	0	135,011	2,495	0	0	0	1,533,337
Torrens Valley Association for Christian Education Inc	SA	4,871,518	267,334	13,804	3,693	244,222	0	0	3,800	0	0	0	5,404,371
Tyndale Christian School - Murray Bridge Incorporated	SA	1,826,634	925,981	68,014	954	634,012	0	169,268	2,585	0	-84,221	0	3,543,227
Tyndale Christian School - Strathalbyn Incorporated	SA	2,815,396	268,762	28,270	2,002	461,068	0	176,198	2,945	0	-35,288	0	3,719,353
Tyndale Christian School Inc	SA	13,157,535	2,078,683	48,952	42,397	1,801,535	0	0	6,455	10,000	-74,109	0	17,071,448
University Senior College at Adelaide University Incorporated	SA	2,992,169	406,600	2,146	10,299	206,584	0	212,778	2,990	0	0	0	3,833,566
Wakefield Regional Christian School Association Incorporated	SA	4,233,272	608,773	12,445	0	1,017,793	216,663	35,863	3,395	0	-70,809	0	6,057,395
Walford Anglican School for Girls Inc	SA	2,217,271	102,381	4,336	0	56,851	0	56,009	3,530	0	-1,692	0	2,438,686
Westminster School	SA	7,024,032	578,998	45,633	2,007	319,654	0	0	263,596	20,000	0	0	8,253,920
Wilderness School Ltd	SA	4,293,188	216,739	10,811	1,825	59,067	0	0	4,340	0	0	0	4,585,970
Willunga Waldorf School	SA	2,927,176	193,550	3,812	0	170,842	0	135,591	3,035	0	0	0	3,434,006
Woodcroft College Inc	SA	10,751,004	325,625	15,259	0	642,111	0	0	5,645	0	0	0	11,739,644
Youthinc Incorporated	SA	1,074,601	242,198	18,843	0	463,153	0	217,354	2,270	0	0	0	2,018,419

Name	State	Base	Students with disability	Aboriginal and Torres Strait Islander	Low English proficiency	Socio educational disadvantage	Location	Size	Special Circumstances Funding	Prescribed Circumstances Funding	Adjustments ^a	Previous Legislation	Total Funding
Catholic Education Centre	TAS	131,485,430	12,871,881	3,665,789	169,815	19,129,181	11,999,523	3,027,387	119,920	70,410	-3,260	0	182,536,076
Christian Schools Tasmania	TAS	8,262,338	784,532	223,085	7,428	971,180	623,395	583,089	10,700	20,000	-56,584	0	11,429,163
Circular Head Christian Schools Inc	TAS	1,769,432	158,920	308,936	0	404,386	503,733	172,456	2,675	0	0	0	3,320,538
CityLight Church	TAS	3,292,010	278,746	73,948	2,853	299,042	231,260	106,904	3,125	0	0	0	4,287,888
Devonport Christian School Inc	TAS	1,428,418	119,035	56,566	0	174,800	171,699	142,207	2,450	0	-15,679	0	2,079,496
Fahan School	TAS	2,220,143	102,041	13,001	5,851	64,827	259,608	162,659	3,170	0	0	0	2,831,300
Free Reformed School Association (INC) TAS	TAS	859,701	29,308	0	0	60,453	65,946	157,120	2,315	0	0	0	1,174,843
Fusion Australia LTD	TAS	209,283	281,178	7,821	0	90,201	52,854	119,911	2,045	0	0	0	763,293
Geneva Fellowship Inc.	TAS	2,282,866	150,993	54,841	0	386,037	278,968	177,763	0	10,000	-2,161	0	3,339,307
Giant Steps Tasmania	TAS	283,564	672,942	9,515	0	122,216	52,694	118,340	2,090	16,012	0	0	1,277,373
Huon Valley Independent School Association Inc	TAS	758,712	85,579	6,475	0	40,908	127,845	157,508	0	0	0	0	1,177,027
Hutchins School Board of Management	TAS	5,337,884	626,820	18,928	4,616	142,240	603,320	0	0	0	0	0	6,733,808
Launceston Christian School Inc.	TAS	5,505,288	381,212	12,078	2,876	416,030	362,650	0	3,890	0	0	0	6,684,024
Leighland Christian Parent Controlled School Association Incorporated	TAS	5,184,736	627,448	149,010	1,037	734,410	627,289	0	3,575	0	-102,986	0	7,224,519
Newstead Christian School Inc	TAS	718,337	162,372	0	0	80,951	56,349	152,306	2,270	0	0	0	1,172,585
Northern Tasmania Steiner Association Inc.	TAS	647,924	40,072	14,170	0	273,705	50,790	136,780	2,180	0	-9,696	0	1,155,925
OneSchool Global TAS Ltd	TAS	1,094,013	55,034	0	0	322,148	86,758	196,773	2,360	0	0	0	1,757,086
Scotch Oakburn College Inc.	TAS	7,776,384	973,751	23,639	994	281,198	589,208	0	4,835	0	0	0	9,650,009
Seventh-Day Adventist Schools (Tasmania) Limited	TAS	2,047,413	132,041	71,990	15,043	494,775	208,565	334,663	4,540	17,181	-119,469	0	3,206,742
St. Michael's Collegiate School Board	TAS	4,151,803	233,972	42,468	0	87,860	430,163	0	3,845	0	0	0	4,950,111

Name	State	Base	Students with disability	Aboriginal and Torres Strait Islander	Low English proficiency	Socio educational disadvantage	Location	Size	Special Circumstances Funding	Prescribed Circumstances Funding	Adjustments ⁵	Previous Legislation	Total Funding
Tarremah Steiner School Foundation Inc.	TAS	1,557,233	179,980	13,385	831	28,798	115,054	142,713	2,630	0	0	0	2,040,624
The Board of Management, Launceston Church Grammar School	TAS	6,470,354	193,056	37,569	4,193	281,294	487,435	0	4,205	0	0	0	7,478,106
The Cottage School Inc.	TAS	469,961	47,096	0	0	8,137	42,457	131,682	2,180	20,000	0	0	721,513
The Friends School Incorporated	TAS	7,200,851	460,663	21,690	3,960	146,385	760,130	0	5,555	0	0	0	8,599,234
The Lambert School Inc	TAS	454,488	73,147	24,038	0	116,617	40,221	149,777	2,135	0	-11,524	0	848,899
The Launceston Preparatory School Inc.	TAS	785,210	39,952	3,782	0	13,497	62,942	136,370	0	17,000	-701	0	1,058,052
Adass Israel School Inc	VIC	3,764,715	759,733	0	278,422	1,522,404	0	39,972	3,305	0	0	0	6,368,551
Advance College of Education Incorporated	VIC	593,104	587,503	8,421	0	255,628	0	126,606	2,135	9,000	0	0	1,582,397
AFC SCHOOLS (VICTORIA) LIMITED	VIC	10,400,716	768,891	0	150,233	876,367	0	0	5,645	0	0	0	12,201,852
Aitken College Limited	VIC	11,080,810	638,097	4,334	16,430	757,208	0	0	5,825	0	0	0	12,502,704
Al Iman College Ltd	VIC	5,332,406	901,359	0	94,680	584,981	0	0	3,350	0	0	0	6,916,776
Al Siraat College Inc.	VIC	9,053,751	660,586	0	181,377	1,201,163	0	0	4,655	20,000	-41,975	0	11,079,557
Albury Wodonga Community College Limited	VIC	6,885,130	5,066,930	477,869	199	2,958,561	83,696	671,865	7,170	0	0	0	16,151,421
Alia College Limited	VIC	445,063	101,388	1,763	0	41,116	0	104,058	2,180	0	0	0	695,568
Alphington Grammar School	VIC	2,379,296	434,503	0	0	85,820	0	104,285	3,260	0	0	0	3,007,164
Andale School Inc	VIC	186,999	334,601	0	0	80,597	0	114,937	2,045	13,000	0	0	732,179
Anglican Diocesan Commission (Diocese of Melbourne) Ltd	VIC	13,115,854	517,447	4,131	42,388	623,556	0	0	5,870	11,082	0	0	14,320,328
Association for Christian Education Mount Evelyn Inc	VIC	5,867,471	2,029,732	15,921	1,761	514,639	0	0	3,890	7,500	-56,945	0	8,383,969
Association for Christian Education of Dandenong	VIC	5,607,056	711,483	4,008	6,457	260,494	0	0	3,980	7,000	-7,451	0	6,593,027

Name	State	Base	Students with disability	Aboriginal and Torres Strait Islander	Low English proficiency	Socio educational disadvantage	Location	Size	Special Circumstances Funding	Prescribed Circumstances Funding	Adjustments ^a	Previous Legislation	Total Funding
Association for Christian Education of Frankston Incorporated	VIC	4,838,137	330,785	14,303	1,562	335,746	0	0	3,665	0	-206,655	0	5,317,543
Australian International Academy of Education Inc	VIC	15,802,474	612,552	0	159,992	1,322,462	0	0	9,490	20,000	-37,464	0	17,889,506
Bairnsdale Christian Community School Inc	VIC	434,536	234,044	3,828	0	52,769	70,365	129,048	100,638	0	0	0	1,025,228
Ballarat Christian College	VIC	2,711,747	403,557	13,554	26,002	306,437	0	185,166	0	0	-31,196	0	3,615,267
Ballarat Steiner School & Kindergarten Inc.	VIC	704,456	170,388	10,407	0	40,717	0	129,929	2,225	0	0	0	1,058,122
Beaconhills Christian College Limited	VIC	21,609,342	1,409,333	14,271	243,608	2,649,108	0	0	10,505	7,000	-151,984	0	25,791,183
Beechworth Montessori Children's Group Inc	VIC	704,829	261,570	5,403	1,449	18,468	24,609	123,498	2,225	0	0	0	1,142,051
Beis Efraim College Limited	VIC	1,388,010	197,860	0	108,774	637,860	0	150,965	2,450	0	0	0	2,485,919
Belgrave Heights Christian School of Presbyterian Church Vic Inc	VIC	6,283,353	770,346	2,061	3,309	426,316	0	0	4,250	0	0	0	7,489,635
Berengarra School Ltd	VIC	599,640	1,416,293	4,412	0	258,445	0	125,642	0	0	0	0	2,404,432
Berry Street Victoria Incorporated	VIC	1,681,194	4,169,360	95,503	0	724,594	0	184,466	2,450	19,836	0	0	6,877,403
Bialik College Limited	VIC	2,092,691	1,047,414	0	0	55,433	0	0	4,610	0	-6,430	0	3,193,718
Billanook College Limited	VIC	5,167,073	492,170	8,993	0	288,044	0	0	3,890	0	0	0	5,960,170
Blyton Pty Ltd	VIC	2,661,663	572,270	8,017	4,174	84,156	0	176,406	3,035	2,000	-9,298	0	3,502,423
Brighton Grammar School	VIC	3,986,882	656,325	11,179	1,584	145,461	0	0	5,825	0	-26,785	0	4,780,471
Brotherhood of St Laurence	VIC	1,222,123	2,541,483	9,981	0	526,735	0	213,387	2,225	20,000	0	0	4,535,934
Camberwell Anglican Girls Grammar School	VIC	3,330,414	132,112	9,512	6,982	230,29	0	0	4,205	0	-1,243	0	3,505,011
Capability Building Inc	VIC	261,048	305,623	0	0	112,512	7,429	74,445	2,045	0	0	0	763,102
Carey Baptist Grammar School Limited	VIC	6,679,682	1,252,350	2,020	9,574	143,243	0	0	8,975	0	-13,208	0	8,082,636

Name	State	Base	Students with disability	Aboriginal and Torres Strait Islander	Low English proficiency	Socio educational disadvantage	Location	Size	Special Circumstances Funding	Prescribed Circumstances Funding	Adjustments ⁵	Previous Legislation	Total Funding
Castlemaine Steiner School Ltd	VIC	1,445,568	101,192	12,818	0	39,020	0	154,276	0	0	-5,309	0	1,747,565
Catholic Education Commission of Victoria Limited	VIC	1,686,156,448	249,734,373	4,890,941	6,996,598	188,746,088	14,835,856	36,438,636	2,428,926	1,515,093	-2,632,341	0	2,189,110,619
Caulfield Grammar School	VIC	13,455,818	1,437,120	17,775	100,832	14,266,12	0	0	11,360	0	-251,113	0	16,198,404
Cheder Levi Yitzchok Inc.	VIC	902,314	267,815	0	7,709	107,597	0	159,282	2,180	0	0	0	1,446,897
Child & Family Care Network Inc	VIC	171,314	534,501	0	0	73,837	0	117,459	2,045	5,967	0	0	905,123
Christ Church Grammar School	VIC	483,257	351,893	1,732	0	6,135	0	21,467	2,900	0	0	0	867,384
Christadelphian Heritage College Melbourne	VIC	316,532	256,330	0	0	39,915	0	130,226	0	0	-5,948	0	737,055
Christian College Bellarine Ltd	VIC	3,711,227	164,348	8,199	2,249	262,158	0	14,067	3,350	0	0	0	4,165,598
Christian College Geelong Limited	VIC	7,183,671	748,545	9,698	15,247	300,528	0	0	5,060	9,500	0	0	8,272,249
Christian College Institute of Senior Education Limited	VIC	4,412,837	445,164	6,768	5,021	429,463	0	142,356	3,710	0	0	0	5,445,319
Christian Resource Ministries Inc.	VIC	4,329,341	344,050	0	7,475	130,134	0	0	3,350	8,000	0	0	4,822,350
Cire Services Incorporated	VIC	2,258,725	2,101,965	35,080	0	973,510	0	246,488	0	20,000	0	0	5,635,768
Community College Gippsland LTD	VIC	1,408,505	1,194,661	8,565	0	646,996	0	189,557	2,360	7,000	0	0	3,457,644
Cornish College	VIC	3,869,426	784,916	4,215	22,640	278,530	0	0	0	0	-167,566	0	4,792,161
Creek Street Christian Fellowship	VIC	2,587,975	185,644	2,003	2,789	239,834	0	173,309	2,810	3,121	-28,490	0	3,168,995
Grest Education Ltd	VIC	14,024,755	1,517,278	2,047	3,529	691,053	0	0	0	7,000	0	0	16,245,662
Dandenong Ranges Steiner School Inc	VIC	1,006,846	188,773	1,719	0	38,198	0	130,679	2,360	0	0	0	1,368,575
Darul Ulum College of Victoria	VIC	10,134,478	1,538,971	0	140,081	1,364,352	0	0	5,285	0	0	0	13,183,167

Name	State	Base	Students with disability	Aboriginal and Torres Strait Islander	Low English proficiency	Socio educational disadvantage	Location	Size	Special Circumstances Funding	Prescribed Circumstances Funding	Adjustments ^a	Previous Legislation	Total Funding
Daylesford Dharma School Inc.	VIC	277,663	32,394	0	0	6,116	0	135,143	2,090	0	0	0	453,406
Deutsche Schule Melbourne Inc.	VIC	587,670	39,726	0	0	736	0	149,159	2,360	0	-5,028	0	774,623
Donvale Christian College	VIC	9,181,828	1,224,697	3,520	1,402	97,987	0	0	0	20,000	0	0	10,529,434
East Gippsland Steiner Education Group Inc.	VIC	339,051	17,818	6,811	0	68,156	55,024	133,802	84,336	0	0	0	704,998
East Preston Islamic College Limited	VIC	6,141,243	163,004	0	208,802	1,351,269	0	0	3,935	0	-62,819	0	7,805,434
Ecumenical Schools Australia	VIC	146,336,016	10,518,148	305,711	59,638	5,812,815	1,251,491	728,022	488,695	10,000	0	0	165,510,536
Eltham College	VIC	2,981,215	655,921	4,267	930	92,060	0	32,130	3,575	18,869	-17,335	0	3,771,632
Erasmus School	VIC	483,714	59,357	0	0	247	0	131,096	0	0	0	0	674,414
Fintona Girls' School	VIC	1,807,091	123,593	0	5,232	17,379	0	145,903	0	0	0	0	2,099,198
Firbank Grammar School	VIC	3,217,058	745,326	8,785	1,613	70,667	0	0	5,195	0	0	0	4,048,644
Fitra Community School Limited	VIC	188,975	0	0	234	17,005	0	148,196	0	0	0	0	354,410
Fitzroy Community School Co-Operative Ltd	VIC	607,600	20,857	0	0	4,885	0	114,516	2,315	0	0	0	750,172
Flinders Christian Community College Inc	VIC	12,479,572	1,611,687	12,864	5,955	774,314	0	0	0	20,000	0	0	14,904,392
Frank Dando Sports Academy Association Ltd	VIC	258,157	645,136	0	0	111,266	0	63,275	2,045	0	0	0	1,079,879
Freshwater Creek Steiner School Association Incorporated	VIC	991,785	137,791	1,804	0	41,083	0	136,833	2,315	0	0	0	1,311,611
Gandel Besen House Limited	VIC	726,879	598,788	0	0	2,809	0	4,204	2,810	0	0	0	1,335,490
Geelong Baptist College Inc	VIC	3,245,621	132,014	13,940	7,971	483,070	0	197,029	2,990	7,500	-49,526	0	4,040,609
Geelong Christian Education Association	VIC	6,267,122	606,709	19,531	8,008	639,575	0	0	4,025	7,500	-2,580	0	7,549,890
Geelong Grammar School	VIC	6,481,515	765,802	58,285	0	149,083	0	0	6,095	0	-3,777	0	7,457,003
Ghligai School Ltd	VIC	634,420	63,205	0	0	69,608	0	124,900	2,270	0	0	0	894,403

Name	State	Base	Students with disability	Aboriginal and Torres Strait Islander	Low English proficiency	Socio educational disadvantage	Location	Size	Special Circumstances Funding	Prescribed Circumstances Funding	Adjustments ⁵	Previous Legislation	Total Funding
Giant Steps Melbourne Limited	VIC	243,460	682,185	0	0	104,931	0	88,504	2,045	20,000	0	0	1,141,125
Girton Grammar School Ltd	VIC	8,631,915	1,039,770	19,723	3,011	210,776	0	0	0	0	0	0	9,905,195
Gisborne Montessori School Limited	VIC	546,409	689,211	0	0	37,698	0	134,846	2,225	0	-14,423	0	1,395,966
Glenroy Private Ltd	VIC	2,679,182	0	0	64,211	650,328	0	85,412	2,900	0	0	0	3,482,033
Grace Christian College Co-operative Ltd	VIC	1,080,604	106,107	9,251	2,977	108,066	0	180,816	2,360	0	0	0	1,490,181
Haileybury	VIC	26,130,046	1,505,343	30,425	32,192	307,602	0	0	14,015	0	-37,616	0	27,982,008
Heathdale Christian College Limited	VIC	13,402,585	1,068,786	6,031	24,749	192,402	0	0	0	0	0	0	14,694,553
Hester Hornbrook Academy	VIC	2,010,469	3,396,869	51,297	12,867	866,513	0	187,938	2,585	0	0	0	6,528,538
Ilrim College	VIC	22,853,310	1,815,768	8,222	386,729	3,672,600	0	0	9,290	0	-17,083	0	28,728,836
Kamaruka Inc	VIC	441,504	1,143,117	4,926	0	190,288	0	119,482	2,090	18,430	0	0	1,919,837
Kardinia International College (Geelong) Ltd	VIC	14,088,595	715,009	2,248	1,799	319,368	0	0	7,220	0	0	0	15,134,239
Kerang Christian Community School Limited	VIC	1,150,568	178,531	15,218	1,509	182,799	180,990	189,075	45,832	4,276	-6,602	0	1,942,196
Kilvington Grammar School Limited	VIC	3,863,199	168,743	4,640	0	44,955	0	0	0	3,000	-4,552	0	4,079,985
Kingswood College Ltd	VIC	2,691,680	1,529,687	28,243	1,474	42,384	0	47,992	3,620	17,469	0	0	4,362,549
Koonwarra Village School Limited	VIC	458,117	70,092	0	0	113,865	33,834	139,843	2,135	0	-109,037	0	708,849
Korowa Anglican Girls' School	VIC	2,295,276	405,713	0	4,547	199,63	0	0	3,980	0	-3,158	0	2,726,321
Lauriston Girls' School	VIC	2,100,202	459,876	0	1,681	23,398	0	0	0	0	0	0	2,585,157
Life Ministry Centre Ltd	VIC	5,901,548	861,580	16,758	7,345	232,059	0	0	4,250	0	0	0	7,023,540
Lighthouse Christian College Cranbourne Inc	VIC	9,031,887	84,762	0	83,896	727,034	0	0	4,880	20,000	0	0	9,952,459
Lighthouse Christian College Incorporated	VIC	7,391,829	392,524	6,212	35,728	433,833	0	0	4,250	9,599	-53,223	0	8,220,752

Name	State	Base	Students with disability	Aboriginal and Torres Strait Islander	Low English proficiency	Socio educational disadvantage	Location	Size	Special Circumstances Funding	Prescribed Circumstances Funding	Adjustments ^a	Previous Legislation	Total Funding
Little Yarra Steiner School Limited	VIC	2,340,958	162,380	0	2,888	172,176	0	178,854	2,720	0	0	0	2,859,976
Lowther Hall Anglican Grammar School	VIC	5,010,753	321,274	4,382	5,409	73,205	0	0	4,385	0	-9,864	0	5,409,544
Lutheran Church of Australia Victorian District	VIC	63,363,166	6,382,609	322,887	110,338	4,702,671	2,245,650	1,701,906	171,870	19,000	-420,949	0	78,599,149
Maharishi's Global Administration through Natural Law Ltd	VIC	446,368	105,906	17,823	0	27,773	0	129,064	2,135	0	-6,072	0	722,997
Mansfield Autism Statewide Services	VIC	234,495	585,499	6,664	0	101,068	34,092	93,670	0	0	0	0	1,055,488
MANSFIELD RUDOLF STEINER SCHOOL AND KINGERGARTEN INC	VIC	1,318,317	293,098	1,082	1,450	116,963	168,005	152,359	2,405	8,600	0	0	2,062,279
Melbourne Girls Grammar - An Anglican School	VIC	2,945,409	553,890	12,077	18,140	133,939	0	0	0	0	-67,628	0	3,595,827
Melbourne Grammar School	VIC	5,696,891	839,239	37,788	6,531	117,615	0	0	0	0	0	0	6,698,064
Melbourne Indigenous Transition School	VIC	250,430	0	300,515	22,539	118,274	0	64,296	2,045	7,825	0	0	765,924
Melbourne Montessori School Limited	VIC	1,290,978	119,440	0	0	35,944	0	130,009	2,810	0	-7,400	0	1,571,781
Melton Christian Centre Limited	VIC	7,224,422	525,471	10,062	23,921	770,110	0	0	4,295	0	0	0	8,558,281
Mentone Girls' Grammar School	VIC	3,787,896	193,988	0	5,773	67,800	0	0	4,025	0	0	0	4,059,482
Mentone Grammar School	VIC	8,198,691	679,617	11,325	8,101	179,968	0	0	0	0	-2,570	0	9,075,132
Mercy Education Limited	VIC	29,257,764	2,022,670	214,854	76,856	1,841,275	0	0	20,735	0	-21,177	0	33,412,977
Methodist Ladies' College Limited	VIC	5,805,081	919,664	15,475	11,662	98,492	0	0	7,760	0	0	0	6,858,134
Mildura Christian College	VIC	774,004	88,902	26,586	5,738	154,662	113,599	172,717	2,270	0	-53,508	0	1,284,970
Minaret College Inc	VIC	17,419,990	514,787	0	417,499	3,653,431	0	0	7,355	27,000	-408,249	0	21,631,813
Mount Hira College	VIC	5,448,954	587,476	0	104,076	808,768	0	0	3,800	0	-24,210	0	6,928,864

Name	State	Base	Students with disability	Aboriginal and Torres Strait Islander	Low English proficiency	Socio educational disadvantage	Location	Size	Special Circumstances Funding	Prescribed Circumstances Funding	Adjustments ⁵	Previous Legislation	Total Funding
Mount Scopus Memorial College Limited	VIC	3,119,404	1,289,362	0	0	36,464	0	0	5,015	0	0	0	4,450,245
Mountain District Parent Controlled Christian School Association	VIC	1,480,491	208,104	6,012	0	149,521	0	172,011	2,540	0	-3,238	0	2,015,441
North-Eastern Montessori School Association	VIC	368,893	245,583	0	0	4,788	0	129,783	2,135	0	0	0	751,182
Northside Christian College Inc.	VIC	3,830,533	452,609	1,948	10,981	165,177	0	11,254	3,215	0	0	0	4,475,717
ONESCHOOL GLOBAL VIC LTD	VIC	4,693,496	554,704	0	0	1,239,383	0	204	3,665	20,000	0	0	6,511,452
Overnewton Anglican Community College Limited	VIC	15,446,277	1,888,435	16,845	21,611	806,065	0	0	0	0	0	0	18,179,233
Ozford College Pty Ltd	VIC	34,205	0	0	30	2,601	0	25,909	2,000	0	0	0	64,745
PARED VICTORIA LTD	VIC	902,045	87,679	0	0	28,485	0	146,468	2,225	7,000	0	0	1,173,902
Penleigh and Essendon Grammar School	VIC	17,286,123	225,860	15,832	12,161	320,447	0	0	10,055	0	-8,671	0	17,861,807
Phillip Island Village School Ltd	VIC	366,302	85,101	4,541	0	23,759	31,198	145,870	2,090	0	0	0	658,861
Plenty Valley Christian Education Limited	VIC	5,834,938	577,298	0	0	222,935	0	0	0	0	-13,767	0	6,621,404
Presbyterian Ladies' College	VIC	7,002,837	320,962	10,789	15,103	39,584	0	0	6,050	0	0	0	7,395,325
Presbil - the Margaret Lytle Memorial School	VIC	1,130,393	220,638	1,745	0	23,795	0	160,924	0	0	0	0	1,537,495
Preston Reservoir Adult Community Education Inc	VIC	512,578	703,033	19,342	5,127	220,921	0	113,364	2,135	0	0	0	1,576,500
R. Steiner School Co. Ltd.	VIC	3,166,828	152,894	7,171	776	122,030	0	72,883	3,305	0	0	0	3,525,887
Reachout Enterprises Ltd	VIC	571,289	41,245	0	0	78,371	0	178,730	0	0	0	0	869,635
Red Rock Christian College Inc	VIC	1,101,299	296,153	1,880	0	97,748	0	161,045	2,315	18,344	-3,415	0	1,675,369
River City Christian College	VIC	429,562	31,558	15,122	0	152,454	13,782	165,807	2,135	0	-6,656	0	803,764
Rosbourne School	VIC	1,173,668	2,836,924	0	0	505,851	0	187,036	2,360	0	0	0	4,705,839

Name	State	Base	Students with disability	Aboriginal and Torres Strait Islander	Low English proficiency	Socio educational disadvantage	Location	Size	Special Circumstances Funding	Prescribed Circumstances Funding	Adjustments ^a	Previous Legislation	Total Funding
Ruyon	VIC	2,280,514	663,851	2,086	4,665	32,387	0	0	4,565	0	-5,358	0	2,982,710
School of Creative Education Limited	VIC	174,239	86,458	5,549	0	14,648	0	148,196	2,045	0	0	0	431,135
Scotch College Hawthorn	VIC	4,973,871	801,610	24,319	8,366	48,943	0	0	7,535	0	0	0	5,864,644
SEDA College (Victoria)	VIC	7,432,377	1,177,082	50,094	6,607	565,081	0	0	4,160	13,650	0	0	9,249,051
Seventh Day Adventist Schools (Victoria) Limited	VIC	22,289,654	2,148,670	75,282	114,437	1,856,492	212,220	629,103	19,560	0	-119,626	0	27,225,790
Shelford Girls' Grammar	VIC	2,011,346	109,994	3,863	2,730	38,488	0	113,670	0	0	-5,797	0	2,274,294
Shepparton Adult and Community Education College Inc	VIC	866,385	51,715	35,403	0	303,192	0	195,626	2,225	0	-43,254	0	1,411,292
Shepparton Christian College Ltd	VIC	2,031,888	323,293	31,953	0	190,527	0	177,822	2,630	0	-19,202	0	2,738,911
Sholem Aleichem College	VIC	897,483	156,933	1,528	457	8,370	0	117,066	2,540	10,000	0	0	1,194,377
Sirius College	VIC	25,873,349	2,833,145	0	382,638	2,268,808	0	0	0	0	-71,860	0	31,286,080
Son Centre Christian School Ltd	VIC	289,254	61,971	9,974	2,921	37,270	68,705	129,955	2,090	0	0	0	602,140
Sophia Mundi Limited	VIC	1,092,287	350,718	0	0	20,875	0	118,880	2,540	0	0	0	1,585,300
Southern Cross Grammar	VIC	5,821,302	679,451	2,124	3,203	143,037	0	0	0	0	0	0	6,649,117
St Catherine's School	VIC	1,251,729	429,785	8,609	0	54,160	0	0	3,845	0	-5,199	0	1,742,929
St John's Greek Orthodox College	VIC	2,158,937	134,410	0	12,234	213,603	0	178,269	2,675	0	0	0	2,700,128
St Leonard's College	VIC	5,509,374	671,621	15,926	0	88,037	0	0	6,365	0	0	0	6,291,323
St Margaret's School	VIC	5,319,945	407,802	0	5,081	154,816	0	0	4,205	17,000	-15,899	0	5,892,950
St Mary's Coptic Orthodox College	VIC	7,439,275	207,496	0	70,591	1,094,334	0	0	4,385	0	-219,588	0	8,596,493
St Michael's Grammar School	VIC	3,247,285	703,466	2,089	0	71,539	0	0	5,510	0	0	0	4,029,889
St Thomas Aquinas College Limited	VIC	2,509,643	137,287	0	1,980	241,158	0	178,100	2,810	0	0	0	3,070,978
Strathcona Baptist Girls Grammar School Ltd	VIC	1,909,821	917,504	1,938	0	94,248	0	0	4,115	0	-5,145	0	2,922,481

Name	State	Base	Students with disability	Aboriginal and Torres Strait Islander	Low English proficiency	Socio educational disadvantage	Location	Size	Special Circumstances Funding	Prescribed Circumstances Funding	Adjustments ⁵	Previous Legislation	Total Funding
The Camberwell Grammar School	VIC	4,585,433	311,253	11,957	18,808	51,806	0	0	5,870	0	-7,907	0	4,977,220
THE CHRISTIAN COMMUNITY COLLEGE-PORTLAND LTD.	VIC	2,299,537	87,576	26,965	5,365	331,504	320,958	222,479	0	0	0	0	3,294,384
The Currajong School Ltd	VIC	324,606	1,012,770	0	0	139,905	0	116,339	2,135	0	0	0	1,595,755
The Greek Orthodox Community of Oakleigh and District Inc	VIC	4,484,452	1,081,692	0	17,883	276,386	0	0	4,025	0	0	0	5,864,438
The Islamic Schools of Victoria (Werribee College) Inc	VIC	18,114,968	541,101	5,822	283,197	2,147,340	0	0	8,345	0	0	0	21,100,773
The Ivanhoe Girls' Grammar School	VIC	3,796,297	315,759	6,881	1,550	77,011	0	0	4,430	0	0	0	4,201,928
The Ivanhoe Grammar School	VIC	11,305,801	818,407	2,239	14,261	283,150	0	0	0	0	-25,356	0	12,398,502
The Japanese School of Melbourne	VIC	178,962	7,251	0	0	9,618	0	144,814	2,180	0	0	0	342,825
The Kilmore International School Limited	VIC	2,728,323	289,205	2,321	3,098	48,050	0	215,346	2,810	0	0	0	3,289,153
The King David School Holdings Ltd	VIC	2,391,590	1,110,439	0	1,929	27,375	0	0	3,665	4,000	0	0	3,538,998
The Knox School Limited	VIC	3,750,404	279,873	8,920	5,008	64,300	0	0	3,575	0	0	0	4,112,080
The Learning Cooperative Ltd	VIC	153,551	6,825	0	0	15,238	0	128,119	0	0	-5,700	0	298,033
The Presbyterian School of St Andrew Limited	VIC	4,716,491	370,852	0	4,269	46,287	0	0	3,890	0	-5,037	0	5,136,752
The River Nile School Incorporated	VIC	1,300,732	493,326	0	117,066	620,734	0	254,809	2,180	0	0	0	2,788,847
The United Vietnamese Buddhist Congregation of South Eastern Melbourne Inc.	VIC	405,916	138,251	0	15,916	143,378	0	145,150	2,090	0	0	0	850,701
The Uniting Church In Australia Property Trust (Victoria)	VIC	3,535,892	788,098	6,440	0	73,022	0	74,830	566,774	0	0	0	5,045,056
Tintern Grammar	VIC	4,253,015	537,100	2,025	2,838	77,381	0	0	4,250	0	0	0	4,876,609

Name	State	Base	Students with disability	Aboriginal and Torres Strait Islander	Low English proficiency	Socio educational disadvantage	Location	Size	Special Circumstances Funding	Prescribed Circumstances Funding	Adjustments ^a	Previous Legislation	Total Funding
Toorak College Ltd	VIC	4,463,696	205,702	8,863	2,889	97,234	0	0	4,025	0	0	0	4,782,409
TOPP Schools Ltd	VIC	713,574	87,597	0	0	28,425	0	153,827	2,315	0	-2,382	0	983,357
Trinity Grammar School, Kew	VIC	3,947,902	709,559	5,922	2,851	55,795	0	0	6,365	0	0	0	4,728,394
Trustees of Edmund Rice Education Australia	VIC	73,404,305	11,629,983	908,400	110,887	7,216,543	30,760	709,184	56,330	169,743	-21,597	0	94,214,538
Trustees of the Marist Brothers Southern Province	VIC	7,508,970	1,030,496	406,386	0	1,165,672	968,750	0	249,115	0	0	0	11,329,389
Verity Christian College Incorporated	VIC	414,434	45,296	18,183	0	51,508	94,007	148,196	2,045	0	0	0	773,669
Victory Christian College Inc	VIC	4,936,719	302,642	16,271	0	415,108	0	0	0	0	0	0	5,670,740
Villa Maria Society	VIC	436,581	1,271,023	0	3,012	188,167	0	155,565	0	0	0	0	2,054,348
Village High School Limited	VIC	276,326	82,189	0	0	44,081	6,643	80,442	0	0	0	0	489,681
Village School Inc	VIC	498,056	59,066	6,076	0	10,807	0	130,821	2,180	0	0	0	707,006
Warragul District Parent Controlled Christian School Association Inc	VIC	13,537,967	1,846,462	32,983	14,893	1,486,514	0	0	6,590	9,000	0	0	16,934,409
Warrambool Presbyterian School LTD.	VIC	1,676,311	312,616	18,092	0	174,625	56,544	167,204	2,630	0	-79,390	0	2,328,632
Waverley Christian College Inc	VIC	14,844,142	1,360,009	3,598	21,532	246,480	0	0	7,805	5,000	0	0	16,488,566
Wesley College Melbourne	VIC	11,664,095	1,343,063	750,462	55,625	597,284	641,525	190,927	13,315	0	0	0	15,256,296
Woodleigh School	VIC	5,998,787	919,255	24,219	7,249	203,917	0	0	4,745	0	0	0	7,158,172
Worawa Aboriginal College Limited	VIC	489,462	470,582	587,354	44,051	242,670	0	102,557	2,180	0	0	0	1,938,856
Yarra Valley Grammar School	VIC	6,984,661	1,259,630	10,898	4,889	216,969	0	0	0	0	0	0	8,477,047
Yarralinda School Association Inc	VIC	209,855	36,825	1,885	0	72,131	0	126,794	2,045	0	-11,194	0	438,341
Yavneh College Nominees Pty Ltd	VIC	2,423,521	927,119	0	2,514	95,749	0	0	3,665	0	-23,246	0	3,429,322
YESHIVAH-BETH RIVKAH SCHOOLS LIMITED	VIC	8,785,166	2,069,713	0	21,670	496,447	0	0	5,060	10,000	-17,776	0	11,370,280

Name	State	Base	Students with disability	Aboriginal and Torres Strait Islander	Low English proficiency	Socio educational disadvantage	Location	Size	Special Circumstances Funding	Prescribed Circumstances Funding	Adjustments ⁵	Previous Legislation	Total Funding
Yesodei Hatorah College Inc	VIC	1,454,849	296,190	0	2,991	53,686	0	168,296	0	10,000	-11,983	0	1,974,029
AFC Schools (WA) Limited	WA	8,086,835	3,599	0	0	359,962	0	0	4,790	17,586	0	0	8,472,772
Albany Free Reformed Church Education Association (Inc)	WA	1,498,193	117,811	0	0	253,611	185,650	161,411	2,585	0	0	0	2,219,261
Al-Hidayah Islamic Education Admin INC	WA	1,473,062	385,238	0	12,587	154,229	0	123,332	2,540	0	0	0	2,150,988
Alkimos Baptist College Inc.	WA	2,446,397	48,046	10,091	8,780	313,737	0	168,610	2,855	0	-134,732	0	2,863,785
All Saints' College Inc.	WA	6,265,933	312,347	43,667	1,902	103,466	0	0	5,735	0	0	0	6,733,050
Alta-1 College Ltd	WA	7,318,858	6,847,167	303,090	3,002	3,154,428	0	0	4,160	36,300	-72,130	0	17,594,875
Armadaale Congregational Church (Inc)	WA	5,103,979	115,955	37,822	13,554	744,578	0	0	0	0	0	0	6,015,888
Association for Christian Education Inc	WA	5,856,928	240,378	14,081	8,489	204,498	0	0	4,025	15,604	0	0	6,344,003
Atlantis Beach Baptist College Limited	WA	1,460,689	121,697	35,103	909	258,925	0	169,239	2,270	17,500	0	0	2,066,332
Austin Cove Baptist College Inc.	WA	5,036,730	781,553	18,146	0	822,688	0	0	3,845	0	-34,884	0	6,628,078
Australian Association for International Education Incorporated	WA	809,023	96,129	0	1,537	8,876	0	195,623	0	0	0	0	1,111,188
Australian Islamic College Perth Inc	WA	29,076,836	376,422	11,680	918,612	5,493,598	0	0	17,315	20,000	0	0	35,914,463
Banksia Montessori School Inc	WA	48,581	28,321	2,951	0	3,988	0	76,343	2,000	0	0	0	162,182
Baris Education and Culture Foundation Limited	WA	2,808,455	298,650	0	73,582	596,444	0	169,755	0	0	0	0	3,946,886
Beenong School Association	WA	627,344	309,740	5,298	0	52,527	0	134,387	2,315	0	0	0	1,131,611
Bethel Christian School Incorporated	WA	3,456,111	141,430	41,478	25,384	452,339	398,852	83,013	3,170	0	-72,095	0	4,529,682
Bible Baptist Christian Academy	WA	134,121	2,516	0	0	3,515	0	54,151	0	0	-13,570	0	180,732

Name	State	Base	Students with disability	Aboriginal and Torres Strait Islander	Low English proficiency	Socio educational disadvantage	Location	Size	Special Circumstances Funding	Prescribed Circumstances Funding	Adjustments ^a	Previous Legislation	Total Funding
Blue Gum Montessori School Inc.	WA	1,361,540	453,899	0	0	8,981	0	84,473	2,585	0	0	0	1,911,478
Bold Park Community School Advisory Council Inc	WA	691,036	533,992	7,739	575	11,689	0	116,584	2,495	0	-1,682	0	1,362,428
Bunbury Baptist College Inc	WA	3,231,343	478,881	15,390	0	530,423	0	73,200	2,630	0	0	0	4,331,867
Bunbury Regional Community College Inc.	WA	1,549,314	1,448,515	77,366	0	667,754	0	237,114	2,225	0	0	0	3,982,288
Carey Baptist College Ltd	WA	11,306,774	935,282	4,141	19,427	671,022	0	157,550	8,725	0	-6,529	0	13,096,392
Camaron Christian Parent Controlled School Association Inc	WA	557,944	0	13,653	1,067	48,192	382,521	128,634	2,270	8,190	-10,041	0	1,132,430
Casa Mia Montessori Community School Inc.	WA	177,826	10,347	1,946	0	1,838	0	129,502	200,000	2,000	-38,767	0	484,692
Catholic Education Commission of W.A.	WA	217,891	31,775	2,860	184	14,074	0	5,416	0	0	0	0	272,201
Catholic Education Western Australia Limited	WA	505,636,260	43,638,172	13,895,448	1,134,227	54,928,127	23,249,100	12,567,737	503,545	445,926	-375,413	0	655,623,129
Christ Church Grammar School Incorporated	WA	3,920,254	659,008	42,715	7,057	103,171	0	0	6,860	6,689	-5,046	0	4,740,708
Christian Aboriginal Parent-Directed Schools	WA	1,940,750	633,101	2,078,857	174,668	908,719	805,741	522,179	6,540	0	0	0	7,070,555
Chrysalis Montessori School INC	WA	504,504	99,594	0	0	7,133	0	121,185	2,270	12,000	0	0	746,686
COMET WA LIMITED	WA	2,497,492	2,502,600	160,789	74,925	1,076,419	0	227,946	2,585	0	0	0	6,542,756
Communicare Inc	WA	1,124,812	1,114,100	83,659	0	484,794	0	229,042	2,225	10,000	-18,163	0	3,030,469
Cornerstone Christian College Ltd	WA	3,402,389	273,984	24,617	0	298,584	0	115,454	3,080	0	0	0	4,118,108
Court Grammar School Inc.	WA	5,452,929	361,093	93,616	962	885,549	0	0	3,665	0	-62,417	0	6,735,397
Divine Mercy College Inc	WA	2,971,538	595,403	0	5,460	347,331	0	178,591	0	0	0	0	4,098,323
Emmanuel Christian Community School Incorporated	WA	5,183,697	590,819	7,763	166,051	1,066,400	0	0	3,620	0	0	0	7,018,350
Eton Farm Education	WA	42,289	0	0	0	6,747	0	49,399	0	0	0	0	98,435

Name	State	Base	Students with disability	Aboriginal and Torres Strait Islander	Low English proficiency	Socio educational disadvantage	Location	Size	Special Circumstances Funding	Prescribed Circumstances Funding	Adjustments ⁵	Previous Legislation	Total Funding
Fairbridge Western Australian Inc	WA	1,411,805	1,211,497	94,091	0	608,488	0	227,879	2,270	20,000	0	0	3,576,030
Foundation Christian College Incorporated	WA	4,538,744	297,338	45,929	9,582	620,131	0	0	3,395	0	0	0	5,515,119
Free Reformed School Association (Inc)	WA	7,766,621	425,272	0	0	718,702	0	0	4,700	0	0	0	8,915,295
Fremantle Christian College Incorporated	WA	2,507,769	230,996	27,166	809	242,798	0	157,668	2,765	0	0	0	3,169,971
Futures WA Ltd	WA	767,832	955,145	91,425	0	330,935	0	156,855	2,180	0	-58,993	0	2,245,379
Geraldton Christian Community Schools Association Incorporated	WA	2,889,011	521,609	116,661	3,627	315,192	399,691	167,655	3,035	15,000	0	0	4,431,481
Geraldton Grammar School Incorporated	WA	4,014,503	118,177	19,540	1,841	298,036	564,455	49,101	3,395	0	0	0	5,069,048
Golden Hill Steiner School Inc	WA	638,409	20,394	6,318	0	47,701	127,848	139,826	2,225	0	-4,520	0	978,201
Goldfields Baptist College Incorporated	WA	2,138,276	55,851	35,857	7,358	383,182	505,578	166,087	2,855	0	-134,510	0	3,160,534
Governors of Hale School	WA	6,189,224	876,496	54,459	2,166	157,081	0	0	6,635	0	-28,600	0	7,257,461
Grace Christian School Ltd	WA	4,539,305	545,891	16,167	3,909	424,735	0	0	3,665	0	0	0	5,533,672
Great Southern Grammar School Incorporated	WA	5,638,586	403,772	45,387	1,896	360,298	916,554	0	4,115	0	0	0	7,370,608
Guildford Grammar School Inc	WA	7,116,435	994,250	145,448	1,923	264,470	0	0	5,285	0	0	0	8,527,811
H & S Hoffman & G Korsunski Carmel School Inc	WA	2,508,829	440,554	0	0	43,314	0	40,456	3,350	0	0	0	3,036,503
Havenport MSL INC	WA	81,952	125,496	0	0	0	0	39,053	0	0	0	0	246,501
Helena College Council Inc	WA	4,698,712	203,033	17,165	1,944	190,138	0	0	4,115	0	0	0	5,115,107
Helena River Steiner School Community Association	WA	351,232	13,375	33,908	0	40,601	0	144,465	2,090	0	0	0	585,671
HENSMAN ST PRE-SCHOOL GROUP INCORPORATED	WA	38,546	0	0	0	0	0	67,799	2,000	0	0	0	108,345
Heritage College Perth (Inc.)	WA	888,720	113,837	6,162	0	123,331	0	161,375	2,315	0	-119	0	1,295,621

Name	State	Base	Students with disability	Aboriginal and Torres Strait Islander	Low English proficiency	Socio educational disadvantage	Location	Size	Special Circumstances Funding	Prescribed Circumstances Funding	Adjustments ^a	Previous Legislation	Total Funding
HillSide Christian College Incorporated	WA	2,646,871	78,018	12,116	881	297,113	0	155,397	2,900	0	-24,776	0	3,168,520
Hope Christian College Inc	WA	3,087,966	260,402	27,742	0	490,740	0	179,861	2,855	0	-53,545	0	3,996,021
Immaculate Heart College LTD	WA	2,672,373	642,469	21,328	2,048	563,593	11,488	114,785	2,765	0	-46,323	0	3,984,526
Jarlmadangah Burru Aboriginal Corporation	WA	124,458	21,344	149,350	11,201	57,438	201,092	132,562	2,000	0	-65,070	0	634,375
Kadjina Community Incorporated	WA	243,685	49,706	292,423	21,932	112,461	322,293	164,695	2,045	0	-11,014	0	1,198,226
Karalundi Aboriginal Education Community Aboriginal Corporation	WA	366,073	0	439,287	32,946	168,942	469,520	237,114	0	0	0	0	1,713,882
Kerry Street Community School Inc	WA	394,121	173,986	1,846	0	38,513	0	132,802	2,135	20,000	-13,309	0	750,094
Kingsway Christian Education Association INC	WA	9,307,332	272,869	10,492	17,366	314,436	0	0	5,870	0	-23,850	0	9,904,515
Leaning Tree Steiner School Inc	WA	1,036,797	70,948	20,062	3,445	183,927	166,740	164,371	2,270	20,000	0	0	1,668,560
Mandurah Baptist College Inc	WA	10,045,005	788,915	28,135	1,937	1,040,966	0	0	5,465	0	0	0	11,910,423
Margaret River Independent School	WA	978,751	88,826	3,574	0	74,056	78,326	130,912	2,360	11,452	0	0	1,368,257
Mazenod College Limited	WA	6,600,999	498,323	40,327	1,162	667,238	0	0	4,520	0	0	0	7,812,569
Methodist Ladies' College	WA	2,244,391	582,808	24,305	0	138,785	0	0	5,015	0	0	0	2,995,304
Nomads Charitable & Educational Foundation	WA	468,860	106,437	562,633	42,197	216,379	459,259	152,095	2,180	0	-45,885	0	1,964,155
Norbertine Canons Incorporated	WA	7,816,615	521,907	34,209	42,426	916,985	0	0	4,700	0	0	0	9,336,842
OneSchool Global WA Ltd	WA	1,817,261	131,199	0	0	534,180	0	187,489	2,765	0	0	0	2,672,894
Parklands School Association Incorporated	WA	1,005,970	63,426	1,800	0	57,032	127,529	136,638	2,360	0	-11,528	0	1,383,227
Parrngurr Community School Aboriginal Corp	WA	244,985	118,885	293,982	22,049	113,061	334,925	173,672	2,090	0	0	0	1,303,649

Name	State	Base	Students with disability	Aboriginal and Torres Strait Islander	Low English proficiency	Socio educational disadvantage	Location	Size	Special Circumstances Funding	Prescribed Circumstances Funding	Adjustments ⁵	Previous Legislation	Total Funding
Penthos College	WA	4,264,265	515,553	41,705	85,399	841,186	0	0	4,970	0	-132,630	0	5,620,448
Perth College Inc	WA	5,104,437	322,568	69,000	8,160	144,507	0	0	4,970	0	-2,080	0	5,651,562
Perth Montessori School Inc	WA	432,461	74,037	1,748	0	16,167	0	139,208	2,270	0	0	0	665,891
Port School Inc	WA	1,447,214	1,226,259	152,272	0	623,749	0	204,642	2,405	20,000	0	0	3,676,541
Presbyterian Ladies' College Inc	WA	2,527,946	333,881	104,034	68,817	540,120	0	0	5,105	0	0	0	3,579,903
Pumulu Aboriginal Corporation	WA	310,559	232,822	342,257	27,950	146,602	345,836	124,018	0	0	0	0	1,530,044
Quinns Baptist College Inc	WA	8,965,574	126,957	4,127	7,851	844,390	0	0	5,240	0	-81,755	0	9,872,384
Rawa Community School Aboriginal Corporation	WA	404,739	197,360	485,686	36,427	186,787	444,537	150,932	0	18,305	0	0	1,924,773
Regent College	WA	1,960,799	60,808	0	645	12,886	0	0	2,765	0	0	0	2,037,903
Riverlands Montessori School Inc.	WA	386,255	16,290	0	0	22,204	0	94,445	2,225	0	0	0	521,419
Rockingham Montessori School Inc	WA	2,041,436	150,751	25,942	2,608	167,667	0	169,043	2,585	0	-33,060	0	2,526,972
Scotch College	WA	3,520,072	1,070,680	88,470	2,971	73,677	0	0	6,230	0	-1,819	0	4,760,281
Servite College Council Inc	WA	8,960,877	608,809	13,152	44,998	1,304,794	0	0	0	0	0	0	10,932,630
Seventh-Day Adventist Schools (Western Australia) Ltd	WA	4,829,961	354,905	136,532	11,231	571,896	266,911	775,576	11,800	0	-101,318	0	6,857,494
SMYL Community College	WA	2,968,818	5,703,339	234,306	0	1,279,561	0	134,261	3,305	0	0	0	10,323,590
South Coast Baptist College Incorporated	WA	8,092,820	456,916	27,015	7,233	855,829	0	0	4,655	0	0	0	9,444,468
South Metropolitan Youth Link Inc	WA	4,671,653	8,388,114	333,043	0	2,013,482	0	157,533	0	0	-10,320,285	0	5,243,540
South West Learning Community Association Inc	WA	537,238	72,877	0	0	42,159	0	170,343	2,135	15,000	0	0	839,752
Sowilo Community Inc.	WA	746,501	1,207,073	7,057	0	321,742	0	153,399	2,225	0	0	0	2,437,997
Spirit of Play Community School Inc	WA	566,371	62,190	1,987	0	30,899	108,964	145,939	2,180	0	0	0	918,530

Name	State	Base	Students with disability	Aboriginal and Torres Strait Islander	Low English proficiency	Socio educational disadvantage	Location	Size	Special Circumstances Funding	Prescribed Circumstances Funding	Adjustments ^a	Previous Legislation	Total Funding
St Andrews Grammar Incorporated	WA	3,224,586	188,571	0	15,864	200,453	0	57,031	3,035	0	0	0	3,689,540
St Hilda's Anglican School for Girls (Inc)	WA	3,207,228	335,953	4,448	4,761	40,786	0	0	5,240	0	0	0	3,598,416
St Mary's Anglican Girls School Inc	WA	6,371,430	418,693	31,563	1,527	156,453	0	0	6,185	0	-67,013	0	6,918,838
St Stephen's School	WA	12,133,101	1,004,069	8,789	11,451	492,690	0	0	7,805	0	0	0	13,657,905
Swan Christian Education Association Inc.	WA	26,150,631	2,019,011	145,511	24,531	2,728,795	0	641,616	23,405	5,420	-58,461	0	31,680,460
Telethon Speech & Hearing	WA	655,733	1,056,659	298	0	282,621	0	125,161	2,225	10,000	0	0	2,132,697
The Anglican Schools Commission (Inc)	WA	107,670,417	6,658,645	296,979	94,028	8,107,752	1,389,022	480,574	68,320	30,000	0	0	124,795,737
The Beehive Montessori School Inc	WA	931,668	193,106	0	0	4,793	0	132,345	2,495	0	-192	0	1,264,215
The Bunbury Cathedral Grammar School Inc	WA	4,903,117	276,874	17,800	0	139,256	0	0	4,025	10,000	0	0	5,351,072
The Japanese School Council In Perth Limited	WA	146,848	0	0	0	3,364	0	149,584	2,090	0	0	0	301,886
The King's Educational Ministries Inc	WA	5,018,261	474,035	35,896	8,698	621,780	0	0	3,485	0	-23,538	0	6,138,617
The Lake Joondalup Baptist College Inc.	WA	8,865,271	959,687	6,369	4,079	397,034	0	0	6,050	0	0	0	10,238,490
The Lance Holt Schools Council Inc	WA	554,564	31,321	0	0	6,933	0	124,099	2,270	10,000	0	0	729,187
The Margaret River Montessori School (Inc)	WA	758,846	157,819	0	0	55,855	8,021	135,552	2,315	0	0	0	1,118,408
The Moerlina School Inc	WA	111,512	42,616	1,575	0	3,609	0	109,882	2,090	15,000	0	0	286,284
The Montessori School, Kingsley, Inc	WA	791,634	105,625	0	4,901	26,341	0	144,636	2,405	0	-10,191	0	1,065,351
The Perth Waldorf School Association Incorporated	WA	3,561,743	246,913	5,785	0	130,866	0	63,216	3,395	0	0	0	4,011,918
The Quintilian School Inc.	WA	498,477	183,812	0	0	2,516	0	113,672	2,540	5,842	-1,112	0	805,747

Name	State	Base	Students with disability	Aboriginal and Torres Strait Islander	Low English proficiency	Socio educational disadvantage	Location	Size	Special Circumstances Funding	Prescribed Circumstances Funding	Adjustments ⁵	Previous Legislation	Total Funding
The Silver Tree Steiner School Incorporated	WA	1,096,268	116,173	3,369	0	81,141	0	124,966	2,450	0	0	0	1,424,367
Thornlie Christian College (Inc)	WA	6,210,918	152,412	10,107	3,782	328,454	0	0	4,295	0	0	0	6,709,968
Tranby College (INC)	WA	5,492,930	462,903	8,285	0	455,102	0	0	4,160	17,864	0	0	6,441,244
Village School Association Inc	WA	851,035	57,571	7,793	0	87,164	0	131,196	2,315	20,000	0	0	1,157,074
Wesley College	WA	5,423,736	316,389	108,566	969	144,492	0	0	5,420	0	0	0	5,999,572
West Coast Steiner School INC	WA	1,027,477	58,900	1,526	641	36,893	0	116,686	2,450	0	0	0	1,244,573
Winthrop Baptist College Inc.	WA	7,208,970	99,842	9,452	6,817	483,686	0	0	5,285	15,340	-59,741	0	7,769,651
Woodbury Boston Primary School Inc.	WA	480,254	30,562	0	0	44,203	101,738	127,498	2,180	0	-395	0	786,040
Yakanarra (Aboriginal Corporation)	WA	215,280	107,893	258,336	19,376	99,352	274,326	140,341	2,045	0	0	0	1,116,949
Yallingup Steiner School	WA	685,317	74,325	3,671	0	50,770	22,299	130,521	2,270	0	0	0	969,173
Yiyili Aboriginal Community School	WA	427,700	431,286	445,888	38,493	197,383	444,327	136,023	2,135	0	0	0	2,123,235
Yunggora Association Incorporated	WA	486,608	24,446	583,930	43,795	230,623	493,016	144,009	0	0	0	0	2,006,427
TOTALS		10,316,969,167	1,253,442,965	156,513,450	30,959,096	1,031,230,583	247,617,839	219,037,233	30,406,061	19,902,955	-58,061,452	0	13,248,017,889

Source: DESE (totals may not equal due to rounding as figures have been rounded to the nearest dollar)

Table A3: Financial Assistance to Block Grant Authorities in 2020 (\$, exclusive of GST)

Name	State	Capital Funding	Total Funding
ACT Block Grant Authority Inc	ACT	3,622,880	3,622,880
Association of Independent Schools of NSW BGA Limited	NSW	19,996,318	19,996,318
Catholic Schools NSW Limited	NSW	33,997,548	33,997,548
Northern Territory Block Grant Authority	NT	1,973,869	1,973,869
Queensland Independent Schools Block Grant Authority Limited	QLD	14,342,230	14,342,230
The Corporation of the Roman Catholic Bishops of Queensland trading as Queensland Catholic Education Commission	QLD	19,421,669	19,421,669
SA Independent Schools Block Grant Authority	SA	5,981,369	5,981,369
South Australian Commission for Catholic Schools Incorporated	SA	6,325,688	6,325,688
Catholic Education Centre	TAS	2,105,109	2,105,109
Independent Schools Block Grant Authority of Tasmania Pty Ltd	TAS	1,253,882	1,253,882
Catholic Capital Grants (Victoria) Ltd	VIC	28,432,340	28,432,340
Victorian Independent Schools BGA Limited	VIC	16,066,717	16,066,717
AISWA Capital Grant Association Inc	WA	7,919,134	7,919,134
Catholic Education Western Australia Limited	WA	9,622,840	9,622,840
TOTAL		171,061,593	171,061,593

Source: DESE (totals may not equal due to rounding as figures have been rounded to the nearest dollar)

Table A4: Financial Assistance to Non-Government Representative Bodies in 2020 (\$, exclusive of GST)

Name	State	Non-Government Reform Support	ACT Adjustment Assistance	Choice and Affordability	Total Funding
Association of Independent Schools of the ACT Inc	ACT	461,000	0	413,319	874,319
Catholic Education Office	ACT	498,000	0	11,395,760	11,893,760
Association of Independent Schools of New South Wales	NSW	5,366,000	0	12,585,940	17,951,940
Catholic Schools NSW Limited	NSW	7,559,000	0	16,333,123	23,892,123
Association of Independent Schools of the Northern Territory	NT	273,000	0	1,343,554	1,616,554
Catholic Church of the Diocese of Darwin Property Trust Inc	NT	150,000	0	697,675	847,675
Corporation of the Roman Catholic Bishops of Queensland	QLD	4,452,000	0	10,478,318	14,930,318
Independent Schools Queensland	QLD	3,317,000	0	8,924,507	12,241,507
Association of Independent Schools of South Australia	SA	1,454,000	0	2,522,381	3,976,381
South Australian Commission for Catholic Schools Inc	SA	1,390,000	0	2,874,850	4,264,850
Association of Independent Schools Tasmania	TAS	350,000	0	1,068,225	1,418,225
Catholic Education Centre	TAS	458,000	0	1,196,513	1,654,513
Catholic Education Commission of Victoria Limited	VIC	6,333,000	0	15,481,119	21,814,119
Independent Schools Victoria	VIC	3,820,000	0	8,496,313	12,316,313
Association of Independent Schools of Western Australia Inc	WA	1,959,000	0	4,322,376	6,281,376
Catholic Education Western Australia Limited	WA	2,173,000	0	4,866,025	7,039,025
TOTAL		40,013,000	0	102,999,998	143,012,998

Source: DESE (totals may not equal due to rounding as figures have been rounded to the nearest dollar)

Table A5: Special and Prescribed Circumstances financial assistance to Approved Authorities in 2020 (\$, exclusive of GST)

Name	State	Special Circumstances Funding	Indigenous Boarding Initiative	Additional funding for students with disability	ACT Adjustment assistance	Transition Assistance for low-growth government schools in 2018	Transition Assistance for system weighted average SES schools in 2018	Additional support for Northern Territory government schools	Additional assistance of system weighted benefit schools for 2019	Adjustment funding for low-growth non-government schools in 2019	Additional Assistance for 2016 census data arrangements	Local Schools Community Fund	Total Funding
ACT Department of Education & Training	ACT	0	0	0	0	0	0	0	0	0	0	405,620	405,620
Best-Practice Education Group Limited	ACT	2,360	0	0	0	0	0	0	0	0	0	0	2,360
Brindabella Christian Education Limited	ACT	4,880	0	0	137,324	0	0	0	0	0	0	0	142,204
Burgmann Anglican School	ACT	6,320	0	0	274,289	0	0	0	0	0	0	0	280,609
Canberra Girls Grammar School	ACT	5,690	0	0	0	0	0	0	0	0	0	0	5,690
Canberra Grammar School	ACT	7,760	0	0	208,836	0	0	0	0	0	0	0	216,596
Canberra Muslim Youth Incorporated	ACT	2,225	0	0	0	0	0	0	0	0	0	18,178	20,403
Canberra Rudolf Steiner School Association Incorporated	ACT	3,530	0	0	88,974	0	0	0	0	0	0	0	92,504
Trustees for Catholic Education Office Archdiocese of Canberra & Goulburn	ACT	99,355	0	0	9,343,000	0	0	0	0	0	0	102,200	9,544,555
Communities@Work Ltd	ACT	2,090	0	0	3,984	0	0	0	0	0	0	38,606	44,680
Covenant College Tuggeranong ACT Association Incorporated	ACT	2,495	0	0	0	0	0	0	0	0	0	5,800	8,295
Daramalan College	ACT	6,140	0	0	280,463	0	0	0	0	0	0	0	286,603
Emmanuel Christian School Canberra Limited	ACT	2,900	0	0	41,798	0	0	0	0	0	0	8,000	52,698
Radford College Limited	ACT	7,760	0	0	302,241	0	0	0	0	0	0	0	310,001
Seventh-day Adventist Schools (South New South Wales) Limited	ACT	71,056	0	0	0	0	0	0	0	0	0	0	71,056
The Canberra Montessori Society INC	ACT	2,135	0	0	0	0	0	0	0	0	0	0	2,135
The Trustees of the Marist Brothers	ACT	68,15	0	0	277,347	0	0	0	0	0	0	0	284,162
Trinity Christian School Incorporated	ACT	5,195	0	0	0	0	0	0	0	0	0	0	5,195
Al Amanah College Ltd	NSW	4,655	0	0	0	0	0	0	0	0	0	0	4,655

Name	State	Special Circumstances Funding	Indigenous Boarding Initiative	Additional funding for students with disability	ACT Adjustment assistance	Transition Assistance for low-growth government schools in 2018	Transition Assistance for system weighted average SES schools in 2018	Additional support for Northern Territory government schools	Additional assistance of system weighted benefit schools for 2019	Adjustment funding for low-growth non-government schools in 2019	Additional Assistance for 2016 census data arrangements	Local Schools Community Fund	Total Funding
Al Faisal College Limited	NSW	16,260	0	0	0	0	0	0	0	0	0	19,559	35,819
Al Sadiq College Incorporated	NSW	3,845	0	0	0	0	0	0	0	0	0	0	3,845
Al Zahra College Limited	NSW	3,395	0	0	0	0	0	0	0	0	0	10,500	13,895
Al-Hikma College Ltd	NSW	3,080	0	0	0	0	0	0	0	0	0	0	3,080
Al-Noori Muslim School LTD	NSW	7,535	0	0	0	0	0	0	0	0	0	8,820	16,355
Alpha Omega Senior College Ltd	NSW	3,530	0	0	0	0	0	0	0	0	0	0	3,530
Amity College Australia Limited	NSW	7,985	0	0	0	0	0	0	0	0	0	25,588	33,573
Ananda Marga Pracaraka Samgha LTD	NSW	2,090	0	0	0	0	0	0	0	0	0	0	2,090
Anglican Schools Corporation	NSW	553,500	0	0	0	0	0	0	0	0	0	32,100	585,600
Arden Anglican School Council	NSW	4,565	0	0	0	0	0	0	0	0	0	0	4,565
Arkana College Limited	NSW	2,585	0	0	0	0	0	0	0	0	0	10,500	13,085
Armenian General Benevolent Union School Inc	NSW	2,135	0	0	0	0	0	0	0	0	0	18,620	20,755
Ascham School Ltd	NSW	5,510	0	0	0	0	0	0	0	0	0	0	5,510
Assyrian Christian Schools Limited	NSW	8,140	0	0	0	0	0	0	0	0	0	10,000	18,140
Australian Christian College - Darling Downs Ltd	NSW	2,090	0	0	0	0	0	0	0	0	0	0	2,090
Australian Christian College - Hume Ltd	NSW	2,135	0	0	0	0	0	0	0	0	0	0	2,135
Australian Christian College - Mairnsden Park Ltd	NSW	3,170	0	0	0	0	0	0	0	0	0	0	3,170
Australian Christian College - Singleton Ltd	NSW	2,540	0	0	0	0	0	0	0	0	0	0	2,540
Australian Christian College - Southlands Ltd	NSW	2,495	0	0	0	0	0	0	0	0	0	0	2,495
Australian Christian College - Tasmania Ltd	NSW	2,315	0	0	0	0	0	0	0	0	0	0	2,315

Name	State	Special Circumstances Funding	Indigenous Boarding Initiative	Additional funding for students with disability	ACT Adjustment assistance	Transition Assistance for low-growth government schools in 2018	Transition Assistance for system weighted average SES schools in 2018	Additional support for Northern Territory government schools	Additional assistance of system weighted benefit schools in 2019	Adjustment funding for low-growth non-government schools in 2019	Additional Assistance for 2016 census data arrangements	Local Schools Community Fund	Total Funding
Australian International Academy of Education Limited	NSW	3,350	0	0	0	0	0	0	0	0	0	8,820	12,170
Australian Islamic College of Sydney	NSW	5,510	0	0	0	0	0	0	0	0	0	0	5,510
Australian Performing Arts Grammar School Limited	NSW	2,315	0	0	0	0	0	0	0	0	0	0	2,315
Australian Turkish Maarif Foundation Limited	NSW	2,180	0	0	0	0	0	0	0	0	0	0	2,180
Autism Spectrum Australia (ASPECT)	NSW	21,375	0	0	0	0	0	0	0	0	0	45,359	66,734
Avalon Montessori Association	NSW	2,135	0	0	0	0	0	0	0	0	0	0	2,135
Ballina Christian Education Association Ltd	NSW	2,630	0	0	0	0	0	0	0	0	0	0	2,630
Bellfield Group Limited	NSW	3,845	0	0	0	0	0	0	0	0	0	0	3,845
Belmont Christian College Limited	NSW	3,845	0	0	0	0	0	0	0	0	0	0	3,845
Berakah Christian Education LTD	NSW	3,575	0	0	0	0	0	0	0	0	0	0	3,575
Berowra Christian Community School Limited	NSW	2,135	0	0	0	0	0	0	0	0	0	16,000	18,135
Bethel Christian School Limited	NSW	2,720	0	0	0	0	0	0	0	0	0	19,834	22,554
Biala Support Services Ltd	NSW	2,045	0	0	0	0	0	0	0	0	0	8,893	10,938
Bishop Druitt College Incorporated	NSW	5,015	0	0	0	0	0	0	0	0	0	10,000	15,015
Blacktown Youth College Incorporated	NSW	2,270	0	0	0	0	0	0	0	0	0	19,843	22,113
Blue Mountains Christian Education Association Limited	NSW	2,540	0	0	0	0	0	0	0	0	0	5,882	8,422
Blue Mountains Grammar School LTD	NSW	3,620	0	0	0	0	0	0	0	0	0	0	3,620
Blue Mountains Waldorf School Limited	NSW	2,225	0	0	0	0	0	0	0	0	0	0	2,225
Boys' Town Engadine	NSW	2,090	0	0	0	0	0	0	0	0	0	0	2,090
Brightwaters Christian College Limited	NSW	2,045	0	0	0	0	0	0	0	0	0	0	2,045

Name	State	Special Circumstances Funding	Indigenous Boarding Initiative	Additional funding for students with disability	ACT Adjustment assistance	Transition Assistance for low-growth government schools in 2018	Transition Assistance for system weighted average SES schools in 2018	Additional support for Northern Territory government schools	Additional assistance of system weighted benefit schools for 2019	Adjustment funding for low-growth non-government schools in 2019	Additional Assistance for 2016 census data arrangements	Local Schools Community Fund	Total Funding
Brigidine College, St Ives	NSW	4,565	0	0	0	0	0	0	0	0	0	12,169	16,734
Burrabadine Christian Community School Incorporated	NSW	2,045	0	0	0	0	0	0	0	0	0	0	2,045
Byron Community Primary School INC	NSW	2,270	0	0	0	0	0	0	0	0	0	0	2,270
Calrossy Anglican School	NSW	454,655	0	0	0	0	0	0	0	0	0	0	454,655
Cameragal Montessori School	NSW	2,090	0	0	0	0	0	0	0	0	0	0	2,090
Campbelltown Anglican Schools Council	NSW	8,590	0	0	0	0	0	0	0	0	0	0	8,590
Cape Byron Rudolf Steiner School Limited	NSW	3,080	0	0	0	0	0	0	0	0	0	0	3,080
Catholic Schools NSW Limited	NSW	4,613,170	0	0	0	0	0	0	0	0	0	1,589,689	6,202,859
Cedars Christian College Ltd	NSW	3,845	0	0	0	0	0	0	0	0	0	10,000	13,845
Central Coast Grammar School Ltd	NSW	5,825	0	0	0	0	0	0	0	0	0	0	5,825
Central Coast Sports College Ltd	NSW	3,125	0	0	0	0	0	0	0	0	0	0	3,125
Central Coast Steiner School Limited	NSW	2,810	0	0	0	0	0	0	0	0	0	0	2,810
Central West Leadership Academy Limited	NSW	71,884	0	0	0	0	0	0	0	0	0	0	71,884
Chevalier College Limited	NSW	4,880	0	0	0	0	0	0	0	0	0	0	4,880
Christadelphian Heritage College Incorporated	NSW	2,720	0	0	0	0	0	0	0	0	0	0	2,720
Christadelphian Heritage College Sydney Ltd	NSW	2,720	0	0	0	0	0	0	0	0	0	0	2,720
Christian Community School Limited	NSW	3,845	0	0	0	0	0	0	0	0	0	20,000	23,845
Christian Education Foundation Limited	NSW	3,845	0	0	0	0	0	0	0	0	0	0	3,845
Chrysalis School for Rudolf Steiner Education LTD	NSW	2,540	0	0	0	0	0	0	0	0	0	15,000	17,540

Name	State	Special Circumstances Funding	Indigenous Boarding Initiative	Additional funding for students with disability	ACT Adjustment with assistance	Transition Assistance for low-growth government schools in 2018	Transition Assistance for system weighted average SES schools in 2018	Additional support for Northern Territory government schools	Additional assistance of system weighted benefit schools in 2019	Adjustment funding for low-growth non-government schools in 2019	Additional Assistance for 2016 census data arrangements	Local Schools Community Fund	Total Funding
Clarence Valley Anglican School Council	NSW	2,945	0	0	0	0	0	0	0	0	0	0	2,945
COASIT: Italian Association of Assistance	NSW	2,225	0	0	0	0	0	0	0	0	0	0	2,225
Coffs Coast Education & Training Organisation	NSW	2,090	0	0	0	0	0	0	0	0	0	0	2,090
Coffs Harbour Bible Church Incorporated	NSW	2,045	0	0	0	0	0	0	0	0	0	0	2,045
Coffs Harbour Christian Community School LTD	NSW	4,655	0	0	0	0	0	0	0	0	0	0	4,655
Condell Park Christian School Inc	NSW	2,270	0	0	0	0	0	0	0	0	0	20,000	22,270
Coogee Boys Preparatory School Pty Ltd	NSW	2,360	0	0	0	0	0	0	0	0	0	0	2,360
Coptic Orthodox Church (NSW) Property Trust	NSW	4,205	0	0	0	0	0	0	0	0	0	0	4,205
Covenant Christian School Association Ltd	NSW	4,700	0	0	0	0	0	0	0	0	0	0	4,700
Cranbrook School	NSW	6,410	0	0	0	0	0	0	0	0	0	0	6,410
Deniliquin Christian School Incorporated	NSW	2,135	0	0	0	0	0	0	0	0	0	0	2,135
Eastern Suburbs Montessori Association Limited	NSW	2,270	0	0	0	0	0	0	0	0	0	0	2,270
Elonera Limited	NSW	2,450	0	0	0	0	0	0	0	0	0	0	2,450
Elouera Association Incorporated	NSW	2,090	0	0	0	0	0	0	0	0	0	0	2,090
Emanuel School	NSW	4,475	0	0	0	0	0	0	0	0	0	0	4,475
Emmanuel Anglican College Council	NSW	3,980	0	0	0	0	0	0	0	0	0	0	3,980
Employment and Training Australia Limited	NSW	2,450	0	0	0	0	0	0	0	0	0	0	2,450
Georges River Grammar School LTD	NSW	4,745	0	0	0	0	0	0	0	0	0	0	4,745

Name	State	Special Circumstances Funding	Indigenous Boarding Initiative	Additional funding for students with disability	ACT Adjustment assistance	Transition Assistance for low-growth government schools in 2018	Transition Assistance for system weighted average SES schools in 2018	Additional support for Northern Territory government schools	Additional assistance of system weighted benefit schools for 2019	Adjustment funding for low-growth non-government schools in 2019	Additional Assistance for 2016 census data arrangements	Local Schools Community Fund	Total Funding
German School Johannes Gutenberg	NSW	2,810	0	0	0	0	0	0	0	0	0	0	2,810
Giant Steps Sydney Limited	NSW	2,225	0	0	0	0	0	0	0	0	0	20,000	22,225
Glenaeon Rudolf Steiner School Limited	NSW	3,215	0	0	0	0	0	0	0	0	0	0	3,215
Good Shepherd Australia New Zealand	NSW	2,135	0	0	0	0	0	0	0	0	0	19,614	21,749
Greek Orthodox Church & Community Bankstown & District St Euphemia Ltd.	NSW	3,755	0	0	0	0	0	0	0	0	0	0	3,755
Greek Orthodox Parish & Community of Belmore & District All Saints Limited	NSW	3,575	0	0	0	0	0	0	0	0	0	8,820	12,395
Green Point Christian College Limited	NSW	4,835	0	0	0	0	0	0	0	0	0	0	4,835
Greenacre Baptist Christian Community School Limited	NSW	3,035	0	0	0	0	0	0	0	0	0	0	3,035
Hamazkaine - Arshak and Sophie Galstaun College Limited	NSW	2,855	0	0	0	0	0	0	0	0	0	20,000	22,855
Hastings Association for Christian Education Ltd	NSW	3,080	0	0	0	0	0	0	0	0	0	0	3,080
Hawkesbury Independent School INC	NSW	2,135	0	0	0	0	0	0	0	0	0	10,000	12,135
Highfields Preparatory and Kindergarten School Limited	NSW	2,225	0	0	0	0	0	0	0	0	0	0	2,225
Hills Montessori Society	NSW	2,000	0	0	0	0	0	0	0	0	0	3,000	5,000
HopePoint Christian School Limited	NSW	2,405	0	0	0	0	0	0	0	0	0	0	2,405
Howayek Blessings Ltd	NSW	3,260	0	0	0	0	0	0	0	0	0	0	3,260
Howayek Providence Ltd	NSW	5,645	0	0	0	0	0	0	0	0	0	0	5,645
Hunter Christian School Limited	NSW	2,990	0	0	0	0	0	0	0	0	0	0	2,990
Hunter Trade College Ltd	NSW	2,675	0	0	0	0	0	0	0	0	0	5,000	7,675
Hunter Valley Grammar School	NSW	5,240	0	0	0	0	0	0	0	0	0	0	5,240
Inaburra School Limited	NSW	5,240	0	0	0	0	0	0	0	0	0	0	5,240

Name	State	Special Circumstances Funding	Indigenous Boarding Initiative	Additional funding for students with disability	ACT Adjustment with assistance	Transition Assistance for low-growth government schools in 2018	Transition Assistance for system weighted average SES schools in 2018	Additional support for Northern Territory government schools	Additional assistance of system weighted benefit schools in 2019	Adjustment funding for low-growth non-government schools in 2019	Additional Assistance for 2016 census data arrangements	Local Schools Community Fund	Total Funding
Inner Sydney Montessori Association	NSW	2,540	0	0	0	0	0	0	0	0	0	0	2,540
International Chinese School Limited	NSW	2,090	0	0	0	0	0	0	0	0	0	0	2,090
International Society for Krishna Consciousness Incorporation	NSW	2,315	0	0	0	0	0	0	0	0	0	0	2,315
Islamic Practice and Dawah Circle Incorporated	NSW	2,720	0	0	0	0	0	0	0	0	0	20,000	22,720
John Colet Schools	NSW	2,675	0	0	0	0	0	0	0	0	0	0	2,675
Kamaroi Rudolf Steiner School Limited	NSW	2,495	0	0	0	0	0	0	0	0	0	0	2,495
Kambala	NSW	4,880	0	0	0	0	0	0	0	0	0	0	4,880
Kesser Torah College Limited	NSW	2,990	0	0	0	0	0	0	0	0	0	0	2,990
Kiama Community College Incorporated	NSW	2,045	0	0	0	0	0	0	0	0	0	0	2,045
Kincoppal - Rose Bay School Limited	NSW	4,610	0	0	0	0	0	0	0	0	0	0	4,610
Kindlehill Ltd	NSW	2,360	0	0	0	0	0	0	0	0	0	0	2,360
Kingdom Culture Christian School Ltd	NSW	2,180	0	0	0	0	0	0	0	0	0	10,500	12,680
Kinma Limited	NSW	2,270	0	0	0	0	0	0	0	0	0	18,752	21,022
Korowal School Limited	NSW	2,630	0	0	0	0	0	0	0	0	0	15,000	17,630
Liberty Church Inc	NSW	2,135	0	0	0	0	0	0	0	0	0	0	2,135
Lindisfarne Anglican School	NSW	5,555	0	0	0	0	0	0	0	0	0	0	5,555
Linuwel School Ltd	NSW	2,720	0	0	0	0	0	0	0	0	0	0	2,720
Liverpool/Campbelltown Christian School Ltd	NSW	5,375	0	0	0	0	0	0	0	0	0	0	5,375
Loreto Kirribilli Limited	NSW	5,285	0	0	0	0	0	0	0	0	0	0	5,285
Loreto Normanhurst Limited	NSW	5,240	0	0	0	0	0	0	0	0	0	0	5,240
Lorien Novallis School for Rudolf Steiner Education Ltd	NSW	2,765	0	0	0	0	0	0	0	0	0	0	2,765

Name	State	Special Circumstances Funding	Indigenous Boarding Initiative	Additional funding for students with disability	ACT Adjustment assistance	Transition Assistance for low-growth government schools in 2018	Transition Assistance for system weighted average SES schools in 2018	Additional support for Northern Territory government schools	Additional assistance of system weighted benefit schools for 2019	Adjustment funding for low-growth non-government schools in 2019	Additional Assistance for 2016 census data arrangements	Local Schools Community Fund	Total Funding
Lycee Condorcet - the French School of Sydney Limited	NSW	4,430	0	0	0	0	0	0	0	0	0	0	4,430
Macarthur Anglican School	NSW	4,475	0	0	0	0	0	0	0	0	0	8,000	12,475
Macleay Valley Workplace Learning Centre Incorporated	NSW	2,315	0	0	0	0	0	0	0	0	0	0	2,315
Macquarie Grammar School Limited	NSW	2,045	0	0	0	0	0	0	0	0	0	0	2,045
Macquarie University	NSW	2,135	0	0	0	0	0	0	0	0	0	0	2,135
Maitland Christian School Limited	NSW	5,350	0	0	0	0	0	0	0	0	0	0	5,350
Malek Fahd Islamic School Limited	NSW	10,190	0	0	0	0	0	0	0	0	0	10,000	20,190
Manly Warringah Montessori Society	NSW	2,090	0	0	0	0	0	0	0	0	0	0	2,090
Margaret Jurd College (NSW) Limited	NSW	2,180	0	0	0	0	0	0	0	0	0	0	2,180
Marist Youth Care Limited	NSW	2,045	0	0	0	0	0	0	0	0	0	0	2,045
Masada College	NSW	3,260	0	0	0	0	0	0	0	0	0	20,000	23,260
Mater Dei School	NSW	2,405	0	0	0	0	0	0	0	0	0	0	2,405
Medowie Christian School Limited	NSW	3,350	0	0	0	0	0	0	0	0	0	0	3,350
Melkite Catholic Eparchy Corporation	NSW	2,765	0	0	0	0	0	0	0	0	0	8,820	11,585
Meriden School	NSW	5,690	0	0	0	0	0	0	0	0	0	5,925	11,615
Mid North Coast Community College Limited	NSW	2,090	0	0	0	0	0	0	0	0	0	18,000	20,090
Minimbah Preschool, Primary School Aboriginal Corporation Incorporated	NSW	2,090	0	0	0	0	0	0	0	0	0	0	2,090
Moama Anglican Grammar Ltd	NSW	460,180	0	0	0	0	0	0	0	0	0	0	460,180
Monte Sant' Angelo Mercy College Limited	NSW	5,510	0	0	0	0	0	0	0	0	0	0	5,510
Moree Christian School INC	NSW	2,270	0	0	0	0	0	0	0	0	0	0	2,270
Moriah War Memorial College Association	NSW	6,320	0	0	0	0	0	0	0	0	0	20,000	26,320

Name	State	Special Circumstances Funding	Indigenous Boarding Initiative	Additional funding for students with disability	ACT Adjustment assistance	Transition Assistance for low-growth government schools in 2018	Transition Assistance for system weighted average SES schools in 2018	Additional support for Northern Territory government schools	Additional assistance of system weighted benefit schools for 2019	Adjustment funding for low-growth non-government schools in 2019	Additional Assistance for 2016 census data arrangements	Local Schools Community Fund	Total Funding
Mosman Church of England Preparatory School Limited	NSW	2,900	0	0	0	0	0	0	0	0	0	0	2,900
Mount Annan Christian College Ltd	NSW	3,350	0	0	0	0	0	0	0	0	0	0	3,350
Mount Sinai College	NSW	2,810	0	0	0	0	0	0	0	0	0	0	2,810
Mount St Benedict College	NSW	5,150	0	0	0	0	0	0	0	0	0	0	5,150
Mumbulla School for Rudolf Steiner Education Limited	NSW	2,495	0	0	0	0	0	0	0	0	0	0	2,495
Nambucca Valley Christian Community School	NSW	2,765	0	0	0	0	0	0	0	0	0	13,643	16,408
Namoi Valley Christian School INC	NSW	2,135	0	0	0	0	0	0	0	0	0	0	2,135
NEGS Limited	NSW	752,720	0	0	0	0	0	0	0	0	0	0	752,720
Nepean District Christian Education Association LTD	NSW	3,350	0	0	0	0	0	0	0	0	0	0	3,350
New Hope School Ltd	NSW	2,045	0	0	0	0	0	0	0	0	0	10,000	12,045
Newcastle Anglican Schools Corporation	NSW	245,240	0	0	0	0	0	0	0	0	0	5,000	250,240
Newcastle Waldorf School Ltd	NSW	2,585	0	0	0	0	0	0	0	0	0	0	2,585
NGARUKI GULGUL LIMITED	NSW	2,135	0	0	0	0	0	0	0	0	0	0	2,135
Northcross Limited	NSW	3,035	0	0	0	0	0	0	0	0	0	0	3,035
Northern Beaches Christian School	NSW	5,645	0	0	0	0	0	0	0	0	0	0	5,645
Northern Beaches Montessori Association	NSW	2,000	0	0	0	0	0	0	0	0	0	0	2,000
Northholm Grammar School Ltd	NSW	3,170	0	0	0	0	0	0	0	0	0	0	3,170
Northside Montessori Society	NSW	2,225	0	0	0	0	0	0	0	0	0	10,000	12,225
Norwest Christian College Limited	NSW	3,980	0	0	0	0	0	0	0	0	0	20,000	23,980
Nowra Baptist Church Christian Community School Ltd	NSW	3,215	0	0	0	0	0	0	0	0	0	0	3,215

Name	State	Special Circumstances Funding	Indigenous Boarding Initiative	Additional funding for students with disability	ACT Adjustment assistance	Transition Assistance for low-growth government schools in 2018	Transition Assistance for system weighted average SES schools in 2018	Additional support for Northern Territory government schools	Additional assistance of system weighted benefit schools for 2019	Adjustment funding for low-growth non-government schools in 2019	Additional Assistance for 2016 census data arrangements	Local Schools Community Fund	Total Funding
NSW State Education Department	NSW	0	0	0	0	0	0	0	0	0	0	6,571,073	6,571,073
Oakhill College	NSW	6,995	0	0	0	0	0	0	0	0	0	0	6,995
Odyssey House NSW	NSW	2,315	0	0	0	0	0	0	0	0	0	0	2,315
OneSchool Global NSW	NSW	5,285	0	0	0	0	0	0	0	0	0	0	5,285
Orange Christian Schools Ltd	NSW	2,990	0	0	0	0	0	0	0	0	0	0	2,990
Our Lady of Mercy College Parramatta	NSW	5,060	0	0	0	0	0	0	0	0	0	0	5,060
Oxford Falls Grammar School Limited	NSW	5,375	0	0	0	0	0	0	0	0	0	0	5,375
Oxley College Limited	NSW	4,070	0	0	0	0	0	0	0	0	0	0	4,070
Pacific Brook Christian School Ltd	NSW	2,135	0	0	0	0	0	0	0	0	0	0	2,135
Pacific Coast Christian School Limited	NSW	5,170	0	0	0	0	0	0	0	0	0	0	5,170
Pacific Hills Christian Education Limited	NSW	5,915	0	0	0	0	0	0	0	0	0	10,000	15,915
Pacific Valley Christian School Ltd	NSW	2,945	0	0	0	0	0	0	0	0	0	0	2,945
Pal Buddhist School Limited	NSW	2,225	0	0	0	0	0	0	0	0	0	0	2,225
PARED Ltd	NSW	13,670	0	0	0	0	0	0	0	0	0	0	13,670
Parkes Christian School Limited	NSW	84,998	0	0	0	0	0	0	0	0	0	0	84,998
Penrith Christian School	NSW	4,205	0	0	0	0	0	0	0	0	0	0	4,205
Port Macquarie Steiner Limited	NSW	2,045	0	0	0	0	0	0	0	0	0	0	2,045
Provincial of Order of Hermits of Saint Augustine In Australasia	NSW	5,780	0	0	0	0	0	0	0	0	0	10,000	15,780
Queenwood School for Girls LTD	NSW	4,655	0	0	0	0	0	0	0	0	0	0	4,655
Rainbow Ridge School for Steiner Education Limited	NSW	2,270	0	0	0	0	0	0	0	0	0	0	2,270
Redeemer Baptist School Ltd	NSW	3,305	0	0	0	0	0	0	0	0	0	0	3,305
Redfern Jarjum College Ltd	NSW	2,045	0	0	0	0	0	0	0	0	0	20,000	22,045

Name	State	Special Circumstances Funding	Indigenous Boarding Initiative	Additional funding for students with disability	ACT Adjustment with assistance	Transition Assistance for low-growth government schools in 2018	Transition Assistance for system weighted average SES schools in 2018	Additional support for Northern Territory government schools	Additional assistance of system weighted benefit schools for 2019	Adjustment funding for low-growth non-government schools in 2019	Additional Assistance for 2016 census data arrangements	Local Schools Community Fund	Total Funding
Rissalah College Ltd	NSW	3,575	0	0	0	0	0	0	0	0	0	0	3,575
Rosebank College	NSW	6,095	0	0	0	0	0	0	0	0	0	0	6,095
Royal Institute for Deaf and Blind Children	NSW	0	0	0	0	0	0	0	0	0	0	20,000	20,000
S.C.E.G.S Darlinghurst Limited	NSW	4,790	0	0	0	0	0	0	0	0	0	0	4,790
Saint Ignatius' College Riverview Limited	NSW	6,725	0	0	0	0	0	0	0	0	0	0	6,725
Saint Mary MacKillop College Albury Limited	NSW	2,540	0	0	0	0	0	0	0	0	0	0	2,540
Saint Mary MacKillop Colleges Limited	NSW	2,405	0	0	0	0	0	0	0	0	0	0	2,405
Santa Sabina College LTD	NSW	5,555	0	0	0	0	0	0	0	0	0	16,000	21,555
Sapphire Coast Anglican College	NSW	91,691	0	0	0	0	0	0	0	0	0	0	91,691
Sathya Sai School (NSW) Inc	NSW	2,675	0	0	0	0	0	0	0	0	0	0	2,675
SCECCS Redlands Limited	NSW	6,770	0	0	0	0	0	0	0	0	0	0	6,770
SEDA College Limited	NSW	2,495	0	0	0	0	0	0	0	0	0	0	2,495
Seventh-Day Adventist Schools (Greater Sydney) Limited	NSW	19,830	0	0	0	0	0	0	0	0	0	10,588	30,418
Seventh-Day Adventist Schools (North New South Wales) Limited	NSW	28,845	0	0	0	0	0	0	0	0	0	41,438	70,283
Shearwater The Mullumbimby Steiner School Limited	NSW	3,935	0	0	0	0	0	0	0	0	0	8,300	12,235
Sherwood Hills Christian School Ltd	NSW	2,360	0	0	0	0	0	0	0	0	0	0	2,360
Skillset Senior College Ltd	NSW	2,315	0	0	0	0	0	0	0	0	0	0	2,315
Snowy Mountains Christian School Limited	NSW	2,225	0	0	0	0	0	0	0	0	0	0	2,225
Snowy Mountains Grammar School Limited	NSW	2,810	0	0	0	0	0	0	0	0	0	0	2,810
Society of St Pius X LTD	NSW	2,045	0	0	0	0	0	0	0	0	0	0	2,045

Name	State	Special Circumstances Funding	Indigenous Boarding Initiative	Additional funding for students with disability	ACT Adjustment assistance	Transition Assistance for low-growth government schools in 2018	Transition Assistance for system weighted average SES schools in 2018	Additional support for Northern Territory government schools	Additional assistance of system weighted benefit schools for 2019	Adjustment funding for low-growth non-government schools in 2019	Additional Assistance for 2016 census data arrangements	Local Schools Community Fund	Total Funding
Southern Cross Baptist Church Christian School INC.	NSW	2,090	0	0	0	0	0	0	0	0	0	0	2,090
Southern Highlands Christian School LTD	NSW	3,080	0	0	0	0	0	0	0	0	0	0	3,080
Southside Montessori Society	NSW	2,090	0	0	0	0	0	0	0	0	0	0	2,090
St Aloysius' College LTD	NSW	5,780	0	0	0	0	0	0	0	0	0	0	5,780
St Columba Anglican School Council Incorporated	NSW	5,465	0	0	0	0	0	0	0	0	0	10,000	15,465
St George Christian School Ltd	NSW	4,340	0	0	0	0	0	0	0	0	0	20,000	24,340
St Lucy's School	NSW	2,450	0	0	0	0	0	0	0	0	0	38,800	41,250
St Mary Star of the Sea College Limited	NSW	5,240	0	0	0	0	0	0	0	0	0	0	5,240
St Patrick's College	NSW	4,025	0	0	0	0	0	0	0	0	0	0	4,025
St Pauls Grammar School Penrith LTD	NSW	4,385	0	0	0	0	0	0	0	0	0	0	4,385
St Pauls International College	NSW	2,090	0	0	0	0	0	0	0	0	0	0	2,090
St Peter's Anglican College	NSW	3,080	0	0	0	0	0	0	0	0	0	0	3,080
St Philip's Christian Education Foundation Ltd	NSW	23,385	0	0	0	0	0	0	0	0	0	30,000	53,385
St Scholastica's College	NSW	245,096	0	0	0	0	0	0	0	0	0	0	245,096
St Stanislaus' College Bathurst	NSW	497,631	0	0	0	0	0	0	0	0	0	5,000	502,631
St Vincent's College Limited	NSW	4,115	0	0	0	0	0	0	0	0	0	0	4,115
Stella Maris College	NSW	4,565	0	0	0	197,383	0	0	0	197,383	0	0	399,331
Summerland Christian Life Centre Ltd	NSW	5,530	0	0	0	0	0	0	0	0	0	12,985	18,515
Sun Aristry Limited	NSW	2,180	0	0	0	0	0	0	0	0	0	0	2,180
Sydney Church of England Grammar School Council	NSW	6,905	0	0	0	0	0	0	0	0	0	0	6,905
Sydney Japanese School Limited	NSW	2,630	0	0	0	0	0	0	0	0	0	0	2,630

Name	State	Special Circumstances Funding	Indigenous Boarding Initiative	Additional funding for students with disability	ACT Adjustment assistance	Transition Assistance for low-growth government schools in 2018	Transition Assistance for system weighted average SES schools in 2018	Additional support for Northern Territory government schools	Additional assistance of system weighted benefit schools in 2019	Adjustment funding for low-growth non-government schools in 2019	Additional Assistance for 2016 census data arrangements	Local Schools Community Fund	Total Funding
Sydney Montessori School Limited	NSW	2,315	0	0	0	0	0	0	0	0	0	0	2,315
Tambelin Independent School Inc	NSW	2,045	0	0	0	0	0	0	0	0	0	0	2,045
Taree Christian Community School LTD	NSW	3,890	0	0	0	0	0	0	0	0	0	5,000	8,890
The Abraham Kuyper Christian Education Association Limited	NSW	2,540	0	0	0	0	0	0	0	0	0	0	2,540
The Alpine School Limited	NSW	2,045	0	0	0	0	0	0	0	0	0	0	2,045
The Anglican School Googong	NSW	2,720	0	0	0	0	0	0	0	0	0	0	2,720
The Armidale School	NSW	453,755	0	0	0	0	0	0	0	0	0	0	453,755
The Armidale Waldorf School LTD	NSW	2,315	0	0	0	0	0	0	0	0	0	20,000	22,315
The Association for Christian Education of Blacktown Ltd	NSW	4,430	0	0	0	0	0	0	0	0	0	0	4,430
The Athena School Limited	NSW	2,090	0	0	0	0	0	0	0	0	0	0	2,090
The Casuarina School Co-Operative LTD	NSW	2,315	0	0	0	0	0	0	0	0	0	0	2,315
The Central Coast Montessori Primary School Limited	NSW	2,090	0	0	0	0	0	0	0	0	0	0	2,090
The Christian Parent-Controlled School Wellington Limited	NSW	2,135	0	0	0	0	0	0	0	0	0	0	2,135
The Coast Christian School Limited	NSW	2,180	0	0	0	0	0	0	0	0	0	18,100	20,280
The Contributors Society Ltd	NSW	2,945	0	0	0	0	0	0	0	0	0	0	2,945
The Council of Abbotsleigh	NSW	6,320	0	0	0	0	0	0	0	0	0	0	6,320
The Council of Barker College	NSW	10,660	0	0	0	0	0	0	0	0	0	0	10,660
The Council of St Andrew's Cathedral School	NSW	7,960	0	0	0	0	0	0	0	0	0	0	7,960
The Council of St Catherine's School Waverley	NSW	4,880	0	0	0	0	0	0	0	0	0	0	4,880

Name	State	Special Circumstances Funding	Indigenous Boarding Initiative	Additional funding for students with disability	ACT Adjustment assistance	Transition Assistance for low-growth government schools in 2018	Transition Assistance for system weighted average SES schools in 2018	Additional support for Northern Territory government schools	Additional assistance of system weighted benefit schools for 2019	Adjustment funding for low-growth non-government schools in 2019	Additional Assistance for 2016 census data arrangements	Local Schools Community Fund	Total Funding
The Council of Tara Anglican School for Girls	NSW	4,025	0	0	0	0	0	0	0	0	0	0	4,025
The Council of Trinity Grammar School	NSW	8,300	0	0	0	0	0	0	0	0	0	0	8,300
The Ebenezer Foundation Ltd	NSW	2,225	0	0	0	0	0	0	0	0	0	0	2,225
The Greek Orthodox Parish of South East Sydney	NSW	4,340	0	0	0	0	0	0	0	0	0	0	4,340
The Hills Grammar School	NSW	4,565	0	0	0	0	0	0	0	0	0	0	4,565
The Illawarra Grammar School	NSW	4,205	0	0	0	0	0	0	0	0	0	0	4,205
The International Grammar School Sydney LTD	NSW	5,555	0	0	0	0	0	0	0	0	0	0	5,555
The John Wycliffe Christian Education Association Ltd	NSW	2,945	0	0	0	0	0	0	0	0	0	0	2,945
The Joseph Varga School	NSW	2,045	0	0	0	0	0	0	0	0	0	0	2,045
The McDonald College Limited	NSW	2,810	0	0	0	0	0	0	0	0	0	0	2,810
The Muslim League of New South Wales Incorporated	NSW	4,700	0	0	0	0	0	0	0	0	0	0	4,700
The Nature School Incorporated	NSW	2,090	0	0	0	0	0	0	0	0	0	0	2,090
The Peninsula Montessori Association Ltd	NSW	2,180	0	0	0	0	0	0	0	0	0	0	2,180
The Pittwater House Schools Ltd	NSW	4,475	0	0	0	0	0	0	0	0	0	0	4,475
The Presbyterian Church (New South Wales) Property Trust for Casino Presbyterian Church	NSW	2,720	0	0	0	0	0	0	0	0	0	0	2,720
The Presbyterian Church New South Wales Property Trust	NSW	422,780	0	0	0	0	0	0	0	0	0	3,000	425,780
The Riverina Anglican College Board	NSW	126,783	0	0	0	0	0	0	0	0	0	0	126,783
The Salvation Army (NSW) Property Trust	NSW	2,045	0	0	0	0	0	0	0	0	0	0	2,045

Name	State	Special Circumstances Funding	Indigenous Boarding Initiative	Additional funding for students with disability	ACT Adjustment assistance	Transition Assistance for low-growth government schools in 2018	Transition Assistance for system weighted average SES schools in 2018	Additional support for Northern Territory government schools	Additional assistance of system weighted benefit schools in 2019	Adjustment funding for low-growth non-government schools in 2019	Additional Assistance for 2016 census data arrangements	Local Schools Community Fund	Total Funding
The Salvation Army (Qld) Property Trust	NSW	4,180	0	0	0	0	0	0	0	0	0	0	4,180
The Small School Ltd	NSW	2,000	0	0	0	0	0	0	0	0	0	0	2,000
The Sutherland Shire Christian School Association Limited	NSW	4,520	0	0	0	0	0	0	0	0	0	0	4,520
The Tamworth Christian Education Association Limited	NSW	172,883	0	0	0	0	0	0	0	0	0	0	172,883
The Trustees of the Sydney Grammar School	NSW	7,580	0	0	0	0	0	0	0	0	0	0	7,580
The Uniting Church in Australia Property Trust (NSW)	NSW	336,100	0	0	0	0	0	0	0	0	0	0	336,100
The William Branwhite Clarke College Council	NSW	6,635	0	0	0	0	0	0	0	0	0	0	6,635
Thomas More Schools Incorporated	NSW	2,090	0	0	0	0	0	0	0	0	0	0	2,090
Toongabbie Christian College Ltd	NSW	4,880	0	0	0	0	0	0	0	0	0	0	4,880
Trinity Catholic College Lismore Ltd	NSW	5,060	0	0	0	0	0	0	0	0	0	0	5,060
Trustees of the Lebanese Maronite Order	NSW	5,465	0	0	0	0	0	0	0	0	0	8,820	14,285
Trustees of the Marist Brothers	NSW	227,912	0	0	0	0	0	0	0	0	0	0	227,912
Trustees of the Marist Brothers	NSW	7,285	0	0	0	0	0	0	0	0	0	5,005	12,290
Tuggerah Lakes Community College Limited	NSW	2,135	0	0	0	0	0	0	0	0	0	0	2,135
Tuntable Falls Community Primary School	NSW	2,090	0	0	0	0	0	0	0	0	0	0	2,090
Unity Grammar College Ltd	NSW	4,880	0	0	0	0	0	0	0	0	0	0	4,880
Valley Hope School Ltd	NSW	2,000	0	0	0	0	0	0	0	0	0	0	2,000
Wagga Wagga Christian College	NSW	3,665	0	0	0	0	0	0	0	0	0	10,000	13,665
Warakiri College Limited	NSW	2,810	0	0	0	0	0	0	0	0	0	13,000	15,810

Name	State	Special Circumstances Funding	Indigenous Boarding Initiative	Additional funding for students with disability	ACT Adjustment assistance	Transition Assistance for low-growth government schools in 2018	Transition Assistance for system weighted average SES schools in 2018	Additional support for Northern Territory government schools	Additional assistance of system weighted benefit schools for 2019	Adjustment funding for low-growth non-government schools in 2019	Additional Assistance for 2016 census data arrangements	Local Schools Community Fund	Total Funding
Warrah Society	NSW	2,045	0	0	0	0	0	0	0	0	0	14,000	16,045
Waverley Action for Youth Services	NSW	0	0	0	0	0	0	0	0	0	0	20,000	20,000
Wenona School Ltd	NSW	5,375	0	0	0	0	0	0	0	0	0	0	5,375
Western Riverina Community College Incorporated	NSW	2,045	0	0	0	0	0	0	0	0	0	0	2,045
Westmead Christian Grammar School Limited	NSW	2,315	0	0	0	0	0	0	0	0	0	0	2,315
Winifred West Schools Limited	NSW	5,395	0	0	0	0	0	0	0	0	0	0	5,395
Workers Educational Association - Hunter	NSW	3,035	0	0	0	0	0	0	0	0	0	55,000	58,035
Workers' Educational Association Illawarra	NSW	2,225	0	0	0	0	0	0	0	0	0	21,800	24,025
Wyong Christian Community School Limited	NSW	4,205	0	0	0	0	0	0	0	0	0	0	4,205
Yanginanoon LTD	NSW	2,090	0	0	0	0	0	0	0	0	0	15,000	17,090
Yeshiva College Bondi Limited	NSW	2,135	0	0	0	0	0	0	0	0	0	0	2,135
Young Muslim Association Incorporated	NSW	2,225	0	0	0	0	0	0	0	0	0	0	2,225
Youth Off The Streets Limited	NSW	10,360	0	0	0	0	0	0	0	0	0	96,035	106,395
Catholic Church of the Diocese of Darwin Property Trust Inc	NT	50,040	0	0	0	0	0	0	0	0	0	35,000	85,040
Department of Education	NT	0	0	0	0	0	0	10,434,000	0	0	0	310,000	10,744,000
Haileybury Rendall School	NT	3,530	0	0	0	0	0	0	0	0	0	0	3,530
Milkwood Steiner School Association Incorporated	NT	2,225	0	0	0	0	0	0	0	0	0	0	2,225
Nawarddeen Academy Ltd	NT	2,045	0	0	0	0	0	0	0	0	0	0	2,045
NT Christian Schools	NT	0	0	0	0	0	0	0	0	0	0	30,000	30,000
Nyangatjatjara Aboriginal Corporation	NT	2,180	0	0	0	0	0	0	0	0	0	0	2,180

Name	State	Special Circumstances Funding	Indigenous Boarding Initiative	Additional funding for students with disability	ACT Adjustment with assistance	Transition Assistance for low-growth government schools in 2018	Transition Assistance for system weighted average SES schools in 2018	Additional support for Northern Territory government schools	Additional assistance of system weighted benefit for schools in 2019	Adjustment funding for low-growth non-government schools in 2019	Additional Assistance for 2016 census data arrangements	Local Schools Community Fund	Total Funding
St Philip's College Alice Springs	NT	3,980	0	0	0	0	0	0	0	0	0	0	3,980
The Alice Springs Steiner Association	NT	2,450	0	0	0	0	0	0	0	0	0	0	2,450
The Essington School Darwin Limited	NT	4,880	0	0	0	0	0	0	0	0	0	0	4,880
Tiwi Education Board Incorporated	NT	2,360	0	0	0	0	0	0	0	0	0	0	2,360
Yipirinya School Council Inc	NT	2,450	0	0	0	0	0	0	0	0	0	0	2,450
Yirralka Education Ltd	NT	2,180	0	0	0	0	0	0	0	0	0	0	2,180
A B Paterson College Limited	QLD	6,275	0	0	0	0	0	0	0	0	0	0	6,275
A S G School Incorporated	QLD	130,528	0	0	0	0	0	0	0	0	0	0	130,528
Aboriginal & Islander Independent Community School Incorporated	QLD	2,810	0	0	0	0	0	0	0	0	0	10,000	12,810
All Saints Anglican School Limited	QLD	7,040	0	0	0	0	0	0	0	0	0	0	7,040
Alta-1 College (QLD) Ltd	QLD	2,135	0	0	0	0	0	0	0	0	0	20,000	22,135
Ananda Marga Education Limited	QLD	2,360	0	0	0	0	0	0	0	0	0	0	2,360
ASD Learning LTD	QLD	2,225	0	0	0	0	0	0	0	0	0	10,000	12,225
Australian Christian College - Moreton Ltd	QLD	3,530	0	0	0	0	0	0	0	0	0	11,305	14,835
Australian Industry Trade College Ltd	QLD	10,295	0	0	0	0	0	0	0	0	0	0	10,295
Australian Technology and Agricultural College Ltd	QLD	2,000	0	0	0	0	0	0	0	0	0	15,000	17,000
Australian Trade College North Brisbane Ltd	QLD	2,765	0	0	0	0	0	0	0	0	0	0	2,765
Autism Queensland Limited	QLD	2,270	0	0	0	0	0	0	0	0	0	50,000	52,270
Blackall Range Independent School Association Inc	QLD	2,225	0	0	0	0	0	0	0	0	0	18,750	20,975
Blackheath and Thornburgh College	QLD	2,675	0	0	0	0	0	0	0	0	0	0	2,675
Board of Trustees of the Brisbane Grammar School	QLD	7,085	0	0	0	0	0	0	0	0	0	0	7,085

Name	State	Special Circumstances Funding	Indigenous Boarding Initiative	Additional funding for students with disability	ACT Adjustment assistance	Transition Assistance for low-growth government schools in 2018	Transition Assistance for system weighted average SES schools in 2018	Additional support for Northern Territory government schools	Additional assistance of system weighted benefit schools for 2019	Adjustment funding for low-growth non-government schools in 2019	Additional Assistance for 2016 census data arrangements	Local Schools Community Fund	Total Funding
Board of Trustees of the Ipswich Girls Grammar School	QLD	76,264	0	0	0	0	0	0	0	0	0	0	76,264
Board of Trustees of the Ipswich Grammar School	QLD	358,261	0	0	0	0	0	0	0	0	0	0	358,261
Board of Trustees of the Rockhampton Girls' Grammar School	QLD	20,019	0	0	0	0	0	0	0	0	0	0	20,019
Board of Trustees of the Rockhampton Grammar School	QLD	456,005	0	0	0	0	0	0	0	0	0	0	456,005
Board of Trustees of the Toowoomba Grammar School	QLD	5,465	0	0	0	0	0	0	0	0	0	0	5,465
Border Rivers Christian College Ltd	QLD	27,270	0	0	0	0	0	0	0	0	0	0	27,270
Brisbane Christian College	QLD	4,700	0	0	0	0	0	0	0	0	0	0	4,700
Brisbane Independent School Incorporated	QLD	2,270	0	0	0	0	0	0	0	0	0	0	2,270
Bundaberg Christian College Limited	QLD	3,800	0	0	0	0	0	0	0	0	0	0	3,800
Burdekin Christian College Inc	QLD	2,450	0	0	0	0	0	0	0	0	0	0	2,450
Burnett Youth Learning Centre Ltd	QLD	2,135	0	0	0	0	0	0	0	0	0	0	2,135
Cairns Christian College Limited	QLD	3,710	0	0	0	0	0	0	0	0	0	0	3,710
Caloundra Christian College Limited	QLD	2,855	0	0	0	0	0	0	0	0	0	20,000	22,855
Caloundra City School Limited	QLD	2,675	0	0	0	0	0	0	0	0	0	0	2,675
Calvary Temple Christian Colleges Ltd	QLD	4,475	0	0	0	0	0	0	0	0	0	0	4,475
Cannon Hill Anglican College Pty Ltd	QLD	5,645	0	0	0	0	0	0	0	0	0	8,000	13,645
Canterbury College Limited	QLD	5,780	0	0	0	0	0	0	0	0	0	0	5,780
Carmichael College Ltd	QLD	2,900	0	0	0	0	0	0	0	0	0	0	2,900
Cassowary Coast Community Campus INC	QLD	2,000	0	0	0	0	0	0	0	0	0	13,300	15,300
Central Queensland Christian College Limited	QLD	2,270	0	0	0	0	0	0	0	0	0	0	2,270

Name	State	Special Circumstances Funding	Indigenous Boarding Initiative	Additional funding for students with disability	ACT Adjustment assistance	Transition Assistance for low-growth government schools in 2018	Transition Assistance for system weighted average SES schools in 2018	Additional support for Northern Territory government schools	Additional assistance of system weighted benefit schools in 2019	Adjustment funding for low-growth non-government schools in 2019	Additional Assistance for 2016 census data arrangements	Local Schools Community Fund	Total Funding
CHBE LTD	QLD	2,000	0	0	0	0	0	0	0	0	0	0	2,000
CHIL D The Association for Childhood Language & Related Disorders	QLD	2,270	0	0	0	0	0	0	0	0	0	0	2,270
Christian Community Ministries Ltd	QLD	189,329	0	0	0	0	0	0	0	0	0	46,827	236,156
CHRISTIAN OUTREACH CENTRE	QLD	76,483	0	0	0	0	0	0	0	0	0	0	76,483
Community Learning Ltd	QLD	2,180	0	0	0	0	0	0	0	0	0	0	2,180
Community Youth Education Options LTD	QLD	2,180	0	0	0	0	0	0	0	0	0	0	2,180
Cooloola Christian College Limited	QLD	3,260	0	0	0	0	0	0	0	0	0	0	3,260
Coolum Beach Christian College Ltd	QLD	3,080	0	0	0	0	0	0	0	0	0	0	3,080
TThe Corporation of the Roman Catholic Bishops of Queensland	QLD	4,984,413	0	0	0	0	0	0	0	0	0	855,766	5,840,179
The Anglican School Commission (QLD)	QLD	1,658,270	0	0	0	0	0	0	0	0	0	56,192	1,714,462
Department of Education and the Arts	QLD	0	0	0	0	0	0	0	0	0	0	4,433,077	4,433,077
Discovery Christian College Inc	QLD	2,270	0	0	0	0	0	0	0	0	0	0	2,270
Djarragun College Limited	QLD	2,900	0	0	0	0	0	0	0	0	0	17,600	20,500
Education For Generations Limited	QLD	2,135	0	0	0	0	0	0	0	0	0	0	2,135
Emmanuel College	QLD	8,815	0	0	0	0	0	0	0	0	0	5,000	13,815
Equipping for Life Ltd	QLD	2,945	0	0	0	0	0	0	0	0	0	0	2,945
FSAC LTD	QLD	9,805	0	0	0	0	0	0	0	0	0	0	9,805
GEMS Christian Education Limited	QLD	104,745	0	0	0	0	0	0	0	0	0	0	104,745
Genesis Christian College Ltd	QLD	6,545	0	0	0	0	0	0	0	0	0	11,000	17,545
Glasshouse Christian College Limited	QLD	5,195	0	0	0	0	0	0	0	0	0	0	5,195
Good Shepherd Baptist Church Ltd.	QLD	2,360	0	0	0	0	0	0	0	0	0	0	2,360
Goora Gan Steiner School Inc.	QLD	2,090	0	0	0	0	0	0	0	0	0	0	2,090

Name	State	Special Circumstances Funding	Indigenous Boarding Initiative	Additional funding for students with disability	ACT Adjustment assistance	Transition Assistance for low-growth government schools in 2018	Transition Assistance for system weighted average SES schools in 2018	Additional support for Northern Territory government schools	Additional assistance of system weighted benefit schools for 2019	Adjustment funding for low-growth non-government schools in 2019	Additional Assistance for 2016 census data arrangements	Local Schools Community Fund	Total Funding
Gulf Christian College LTD	QLD	2,270	0	0	0	0	0	0	0	0	0	19,290	21,560
Heights College Ltd	QLD	4,295	0	0	0	0	0	0	0	0	0	0	4,295
Hillbrook Anglican School Limited	QLD	4,205	0	0	0	0	0	0	0	0	0	0	4,205
Hillcrest Christian College Limited	QLD	6,095	0	0	0	0	0	0	0	0	0	0	6,095
Hills Educational Foundation Limited	QLD	3,260	0	0	0	0	0	0	0	0	0	0	3,260
Horizons College of Learning and Enrichment Limited	QLD	2,315	0	0	0	0	0	0	0	0	0	19,490	21,805
Islamic College of Brisbane Limited	QLD	5,465	0	0	0	0	0	0	0	0	0	10,200	15,665
John Paul College Limited	QLD	23,690	0	0	0	0	0	0	0	0	0	0	23,690
Jubilee Christian College Limited	QLD	2,315	0	0	0	0	0	0	0	0	0	0	2,315
Kimberley College Ltd	QLD	4,205	0	0	0	0	0	0	0	0	0	0	4,205
King's Christian Education Limited	QLD	10,055	0	0	0	0	0	0	0	0	0	20,000	30,055
Kooralbyn Campus Incorporated	QLD	2,945	0	0	0	0	0	0	0	0	0	10,000	12,945
Kutta Mulla Gorinna Inc	QLD	2,090	0	0	0	0	0	0	0	0	0	0	2,090
Leading Educational Enterprises Ltd	QLD	3,800	0	0	0	0	0	0	0	0	0	0	3,800
Lighthouse Baptist Church Rockhampton	QLD	2,765	0	0	0	0	0	0	0	0	0	0	2,765
Lutheran Church of Australia Queensland District	QLD	703,740	0	0	0	0	0	0	0	0	0	105,823	809,563
Mackay Christian Colleges Ltd	QLD	4,295	0	0	0	0	0	0	0	0	0	0	4,295
Maridahdi Early Childhood Community	QLD	2,180	0	0	0	0	0	0	0	0	0	0	2,180
Maryborough Christian Education Foundation Ltd	QLD	4,205	0	0	0	0	0	0	0	0	0	0	4,205
Matthew Flinders Anglican College Limited	QLD	5,915	0	0	0	0	0	0	0	0	0	0	5,915

Name	State	Special Circumstances Funding	Indigenous Boarding Initiative	Additional funding for students with disability	ACT Adjustment with assistance	Transition Assistance for low-growth government schools in 2018	Transition Assistance for system weighted average SES schools in 2018	Additional support for Northern Territory government schools	Additional assistance of system weighted benefit schools in 2019	Adjustment funding for low-growth non-government schools in 2019	Additional Assistance for 2016 census data arrangements	Local Schools Community Fund	Total Funding
Montessori International College Limited	QLD	2,900	0	0	0	0	0	0	0	0	0	0	2,900
Moreton Bay Brali Steiner School Association Inc.	QLD	2,180	0	0	0	0	0	0	0	0	0	0	2,180
Moreton Bay Boys College Ltd	QLD	3,440	0	0	0	0	0	0	0	0	0	0	3,440
Moreton Bay College	QLD	5,330	0	0	0	0	0	0	0	0	0	0	5,330
Moreton Bay Montessori Association Inc.	QLD	2,450	0	0	0	0	0	0	0	0	0	20,000	22,450
Mueller College Limited	QLD	7,040	0	0	0	0	0	0	0	0	0	0	7,040
Music Industry Community Services Limited	QLD	2,270	0	0	0	0	0	0	0	0	0	6,000	8,270
Nambour Christian College Ltd	QLD	5,240	0	0	0	0	0	0	0	0	0	20,000	25,240
Noosa Pengari Steiner School Assn Inc.	QLD	2,945	0	0	0	0	0	0	0	0	0	0	2,945
Northside Christian College Ltd	QLD	5,420	0	0	0	0	0	0	0	0	0	5,000	10,420
Ohana Education Ltd	QLD	2,675	0	0	0	0	0	0	0	0	0	0	2,675
ONESCHOOL GLOBAL QLD LTD.	QLD	2,855	0	0	0	0	0	0	0	0	0	0	2,855
Opus Angelorum Ltd	QLD	2,045	0	0	0	0	0	0	0	0	0	0	2,045
Ormiston College Limited	QLD	5,960	0	0	0	0	0	0	0	0	0	0	5,960
Parents' National Education Union (Australia) Inc.	QLD	2,135	0	0	0	0	0	0	0	0	0	0	2,135
Parklands Christian College Limited	QLD	4,070	0	0	0	0	0	0	0	0	0	0	4,070
Peregian Beach Community College Ltd	QLD	2,495	0	0	0	0	0	0	0	0	0	0	2,495
Pine Community School LTD	QLD	2,270	0	0	0	0	0	0	0	0	0	0	2,270
Queensland Baptists Education Company Ltd	QLD	3,170	0	0	0	0	0	0	0	0	0	0	3,170
Queensland Education & Cultural Foundation Limited	QLD	2,855	0	0	0	0	0	0	0	0	0	16,000	18,855

Name	State	Special Circumstances Funding	Indigenous Boarding Initiative	Additional funding for students with disability	ACT Adjustment assistance	Transition Assistance for low-growth government schools in 2018	Transition Assistance for system weighted average SES schools in 2018	Additional support for Northern Territory government schools	Additional assistance of system weighted benefit schools for 2019	Adjustment funding for low-growth non-government schools in 2019	Additional Assistance for 2016 census data arrangements	Local Schools Community Fund	Total Funding
Radiant Life Education Ltd	QLD	2,270	0	0	0	0	0	0	0	0	0	0	2,270
Redlands Combined Independent College Inc.	QLD	5,915	0	0	0	0	0	0	0	0	0	11,000	16,915
Riverview Education Limited	QLD	4,745	0	0	0	0	0	0	0	0	0	0	4,745
Rudolf Steiner Education Group Brisbane Inc.	QLD	3,035	0	0	0	0	0	0	0	0	0	0	3,035
Saint Stephen's College Limited	QLD	5,285	0	0	0	0	0	0	0	0	0	0	5,285
Seventh-Day Adventist Schools (Northern Australia) Limited	QLD	7,080	0	0	0	0	0	0	0	0	0	20,000	27,080
Seventh-Day Adventist Schools (South Queensland) Limited	QLD	46,177	0	0	0	0	0	0	0	0	0	20,000	66,177
Sheldon College	QLD	5,825	0	0	0	0	0	0	0	0	0	0	5,825
Silver Lining Foundation Australia Limited	QLD	4,090	0	0	0	0	0	0	0	0	0	0	4,090
Sinai College	QLD	2,090	0	0	0	0	0	0	0	0	0	0	2,090
Somerset College Limited	QLD	6,185	0	0	0	0	0	0	0	0	0	0	6,185
St Aidan's School Council Limited	QLD	4,340	0	0	0	0	0	0	0	0	0	0	4,340
St Margaret's School Council Limited	QLD	4,835	0	0	0	0	0	0	0	0	0	18,072	22,907
St Michael's College	QLD	2,990	0	0	0	0	0	0	0	0	0	0	2,990
St Philomena School Limited	QLD	0	0	0	0	0	0	0	0	0	0	20,000	20,000
Tamborine Mountain College Limited	QLD	3,440	0	0	0	0	0	0	0	0	0	0	3,440
TEC-NQ Limited	QLD	2,900	0	0	0	0	0	0	0	0	0	0	2,900
The Association for Parent Controlled Christian Schools At Brisbane	QLD	5,060	0	0	0	0	0	0	0	0	0	16,453	21,513
The Baptist Union of Queensland-Community Services Group	QLD	9,485	0	0	0	0	0	0	0	0	0	0	9,485
The Cathedral School of St Anne and St James Limited	QLD	366,277	0	0	0	0	0	0	0	0	0	0	366,277

Name	State	Special Circumstances Funding	Indigenous Boarding Initiative	Additional funding for students with disability	ACT Adjustment with assistance	Transition Assistance for low-growth government schools in 2018	Transition Assistance for system weighted average SES schools in 2018	Additional support for Northern Territory government schools	Additional assistance of system weighted benefit schools in 2019	Adjustment funding for low-growth non-government schools in 2019	Additional Assistance for 2016 census data arrangements	Local Schools Community Fund	Total Funding
The Montessori School Limited	QLD	2,540	0	0	0	0	0	0	0	0	0	0	2,540
The Presbyterian and Methodist Schools Association	QLD	21,140	0	0	0	0	0	0	0	0	0	18,000	39,140
The Presbyterian Church of Queensland	QLD	294,525	0	0	0	0	0	0	0	0	0	0	294,525
The School of Total Education	QLD	135,695	0	0	0	0	0	0	0	0	0	0	135,695
The Spot Academy LTD	QLD	2,135	0	0	0	0	0	0	0	0	0	0	2,135
The Uniting Church In Australia Property Trust (Q)	QLD	462,300	0	0	0	0	0	0	0	0	0	0	462,300
Toogoolawa Schools Limited	QLD	2,315	0	0	0	0	0	0	0	0	0	20,000	22,315
Toowoomba Christian College Limited	QLD	4,070	0	0	0	0	0	0	0	0	0	0	4,070
Toowoomba Christian Parent Controlled Day School Assoc.	QLD	2,270	0	0	0	0	0	0	0	0	0	0	2,270
Townsville Christian College Limited	QLD	2,630	0	0	0	0	0	0	0	0	0	0	2,630
Townsville Grammar School	QLD	353,012	0	0	0	0	0	0	0	0	0	0	353,012
Townsville Independent School Association Inc.	QLD	2,045	0	0	0	0	0	0	0	0	0	0	2,045
Transformed Futures LTD	QLD	0	0	0	0	0	0	0	0	0	0	20,000	20,000
Trinity Anglican School Limited	QLD	0	0	0	0	0	0	0	0	0	0	20,000	20,000
Trinity College Gladstone Ltd	QLD	3,395	0	0	0	0	0	0	0	0	0	0	3,395
Wadja Aboriginal Corporation for Education	QLD	2,225	0	0	0	0	0	0	0	0	0	0	2,225
Whitsunday Anglican School Limited	QLD	3,890	0	0	0	0	0	0	0	0	0	0	3,890
Yarranlea Limited	QLD	2,090	0	0	0	0	0	0	0	0	0	0	2,090
Y-CARE (South-East Queensland) Inc.	QLD	3,305	0	0	0	0	0	0	0	0	0	12,222	15,527
Annesley College	SA	2,450	0	0	0	0	0	0	0	0	0	0	2,450
Bethany Christian School Inc	SA	3,575	0	0	0	0	0	0	0	0	0	15,000	18,575

Name	State	Special Circumstances Funding	Indigenous Boarding Initiative	Additional funding for students with disability	Adjustment assistance with ACT	Transition Assistance for low-growth government schools in 2018	Transition Assistance for system weighted average SES schools in 2018	Additional support for Northern Territory government schools	Additional assistance of system weighted benefit schools for 2019	Adjustment funding for low-growth non-government schools in 2019	Additional Assistance for 2016 census data arrangements	Local Schools Community Fund	Total Funding
Cedar College INC	SA	4,475	0	0	0	0	0	0	0	0	0	0	4,475
Copper Triangle Christian School Association Inc	SA	2,855	0	0	0	0	0	0	0	0	0	19,000	21,855
Dara Village Incorporated	SA	2,090	0	0	0	0	0	0	0	0	0	0	2,090
Department of Education & Children's Services	SA	0	0	0	0	0	0	0	0	0	0	1,389,430	1,389,430
Emmaus Christian College Inc	SA	4,205	0	0	0	0	0	0	0	0	0	0	4,205
Eynesbury Senior College Incorporated	SA	2,315	0	0	0	0	0	0	0	0	0	0	2,315
Garden College	SA	3,080	0	0	0	0	0	0	0	0	0	0	3,080
Heritage College Inc	SA	3,215	0	0	0	0	0	0	0	0	0	0	3,215
Hope Christian College Inc	SA	4,205	0	0	0	0	0	0	0	0	0	0	4,205
IQRA Islamic College of South Australia Limited	SA	2,630	0	0	0	0	0	0	0	0	0	0	2,630
King's Baptist Grammar School Incorporated	SA	5,195	0	0	0	0	0	0	0	0	0	20,000	25,195
Lutheran Education South Australia Northern Territory and Western Australia Incorporated	SA	653,220	0	0	0	0	0	0	0	0	0	97,594	750,814
Mid North Christian College Association Incorporated	SA	2,720	0	0	0	0	0	0	0	0	0	0	2,720
Mount Barker Waldorf School, A School For Rudolf Steiner Education Incorporated	SA	2,945	0	0	0	0	0	0	0	0	0	0	2,945
Muirden College Pty Ltd	SA	2,270	0	0	0	0	0	0	0	0	0	0	2,270
Multi Cultural Youth Education Support Services Limited	SA	0	0	0	0	0	0	0	0	0	0	10,000	10,000
OneSchool Global SA Incorporated	SA	2,315	0	0	0	0	0	0	0	0	0	0	2,315
Pedare Christian College Inc	SA	4,700	0	0	0	0	0	0	0	0	0	0	4,700

Name	State	Circumstances	Special Funding	Indigenous Boarding Initiative	Additional funding for students with disability	ACT Adjustment assistance	Transition Assistance for low-growth government schools in 2018	Transition Assistance for system weighted average SES schools in 2018	Additional support for Northern Territory government schools	Additional assistance of system weighted benefit schools in 2019	Adjustment funding for low-growth non-government schools in 2019	Additional Assistance for 2016 census data arrangements	Local Schools Community Fund	Total Funding
Pembroke School Incorporated	SA		6,770	0	0	0	0	0	0	0	0	0	0	6,770
Pilgrim School Inc	SA		2,585	0	0	0	0	0	0	0	0	0	20,000	22,585
Playford College Ltd	SA		2,900	0	0	0	0	0	0	0	0	0	13,500	16,400
Portside Christian College Inc	SA		3,845	0	0	0	0	0	0	0	0	0	0	3,845
Prince Alfred College	SA		5,150	0	0	0	0	0	0	0	0	0	0	5,150
Pulteney Grammar School Inc	SA		4,520	0	0	0	0	0	0	0	0	0	0	4,520
Riverland Christian School Inc	SA		2,225	0	0	0	0	0	0	0	0	0	0	2,225
Scotch College Incorporated	SA		5,150	0	0	0	0	0	0	0	0	0	0	5,150
SEDA College SA Limited	SA		2,045	0	0	0	0	0	0	0	0	0	0	2,045
Seventh-Day Adventist Schools (South Australia) Limited	SA		10,095	0	0	0	0	0	0	0	0	0	0	10,095
Seymour College Inc	SA		4,115	0	0	0	0	0	0	0	0	0	0	4,115
Sisters of St Joseph Mary MacKillop College Kensington Limited	SA		3,215	0	0	0	0	0	0	0	0	0	0	3,215
South Australian Anglican Schools System Incorporated	SA		22,555	0	0	0	0	0	0	0	0	0	5,480	28,035
South Australian Commission for Catholic Schools Inc	SA		974,587	0	0	0	0	0	0	0	0	0	298,216	1,272,803
Southern Montessori Education Centre Incorporated	SA		2,540	0	0	0	0	0	0	0	0	0	16,423	18,963
Southern Vales Christian College Inc	SA		3,530	0	0	0	0	0	0	0	0	0	3,000	6,530
Specialised Assistance School for Youth (SASY) Ltd	SA		2,405	0	0	0	0	0	0	0	0	0	0	2,405
St Andrews School Inc	SA		3,080	0	0	0	0	0	0	0	0	0	0	3,080
ST DOMINIC'S PRIORY COLLEGE LTD	SA		3,980	0	0	0	0	0	0	0	0	0	0	3,980
St George College Inc	SA		2,855	0	0	0	0	0	0	0	0	0	26,000	28,855
St John's Grammar School Inc	SA		4,160	0	0	0	0	0	0	0	0	0	0	4,160

Name	State	Special Circumstances Funding	Indigenous Boarding Initiative	Additional funding for students with disability	ACT Adjustment assistance	Transition Assistance for low-growth government schools in 2018	Transition Assistance for system weighted average SES schools in 2018	Additional support for Northern Territory government schools	Additional assistance of system weighted benefit schools for 2019	Adjustment funding for low-growth non-government schools in 2019	Additional Assistance for 2016 census data arrangements	Local Schools Community Fund	Total Funding
St Mary's College Ltd	SA	4,475	0	0	0	0	0	0	0	0	0	0	4,475
St Peters Collegiate Girls School Inc	SA	4,025	0	0	0	0	0	0	0	0	0	0	4,025
St Peter's Woodlands Grammar School Inc	SA	3,800	0	0	0	0	0	0	0	0	0	0	3,800
St. Spyridon's Greek Orthodox Community INC	SA	2,135	0	0	0	0	0	0	0	0	0	20,000	22,135
Suneden Specialist School Incorporated	SA	2,180	0	0	0	0	0	0	0	0	0	0	2,180
Sunrise Christian School	SA	12,385	0	0	0	0	0	0	0	0	0	20,000	32,385
Sunrise Christian School Whyalla	SA	2,540	0	0	0	0	0	0	0	0	0	0	2,540
Temple Christian College Inc	SA	4,835	0	0	0	0	0	0	0	0	0	0	4,835
The Anglican Church of Australia Collegiate School of Saint Peter	SA	6,275	0	0	0	0	0	0	0	0	0	0	6,275
The Hills Christian Community School Inc	SA	3,485	0	0	0	0	0	0	0	0	0	0	3,485
The Hills Montessori School Inc	SA	2,495	0	0	0	0	0	0	0	0	0	0	2,495
Torrens Valley Association for Christian Education Inc	SA	3,800	0	0	0	0	0	0	0	0	0	0	3,800
Tyndale Christian School - Murray Bridge Incorporated	SA	2,585	0	0	0	0	0	0	0	0	0	0	2,585
Tyndale Christian School - Strathalbyn Incorporated	SA	2,945	0	0	0	0	0	0	0	0	0	0	2,945
Tyndale Christian School Inc	SA	6,455	0	0	0	0	0	0	0	0	0	10,000	16,455
University Senior College at Adelaide University Incorporated	SA	2,990	0	0	0	0	0	0	0	0	0	0	2,990
Wakefield Regional Christian School Association Incorporated	SA	3,395	0	0	0	0	0	0	0	0	0	0	3,395
Walford Anglican School for Girls Inc	SA	3,530	0	0	0	0	0	0	0	0	0	0	3,530
Westminster School	SA	263,596	0	0	0	0	0	0	0	0	0	20,000	283,596

Name	State	Special Circumstances Funding	Indigenous Boarding Initiative	Additional funding for students with disability	ACT Adjustment assistance	Transition Assistance for low-growth government schools in 2018	Transition Assistance for system weighted average SES schools in 2018	Additional support for Northern Territory government schools	Additional assistance of system weighted benefit schools for 2019	Adjustment funding for low-growth non-government schools in 2019	Additional Assistance for 2016 census data arrangements	Local Schools Community Fund	Total Funding
Wilderness School Ltd	SA	4,340	0	0	0	0	0	0	0	0	0	0	4,340
Willunga Waldorf School	SA	3,035	0	0	0	0	0	0	0	0	0	0	3,035
Woodcroft College Inc	SA	5,645	0	0	0	0	0	0	0	0	0	0	5,645
Youthinc Incorporated	SA	2,270	0	0	0	0	0	0	0	0	0	0	2,270
Catholic Education Centre	TAS	119,920	0	0	0	0	0	0	0	0	0	70,410	190,330
Christian Schools Tasmania	TAS	10,700	0	0	0	0	0	0	0	0	0	20,000	30,700
Circular Head Christian Schools Inc	TAS	2,675	0	0	0	0	0	0	0	0	0	0	2,675
CityLight Church	TAS	3,125	0	0	0	0	0	0	0	0	0	0	3,125
Department of Education	TAS	0	0	0	0	0	0	0	0	0	0	829,350	829,350
Devonport Christian School Inc	TAS	2,450	0	0	0	0	0	0	0	0	0	0	2,450
Fahan School	TAS	3,170	0	0	0	0	0	0	0	0	0	0	3,170
Free Reformed School Association (INC) TAS	TAS	2,315	0	0	0	0	0	0	0	0	0	0	2,315
Fusion Australia LTD	TAS	2,045	0	0	0	0	0	0	0	0	0	0	2,045
Geneva Fellowship Inc.	TAS	0	0	0	0	0	0	0	0	0	0	10,000	10,000
Giant Steps Tasmania	TAS	2,090	0	0	0	0	0	0	0	0	0	16,012	18,102
Launceston Christian School Inc.	TAS	3,890	0	0	0	0	0	0	0	0	0	0	3,890
Leighland Christian Parent Controlled School Association Incorporated	TAS	3,575	0	0	0	0	0	0	0	0	0	0	3,575
Newstead Christian School Inc	TAS	2,270	0	0	0	0	0	0	0	0	0	0	2,270
Northern Tasmania Steiner Association Inc.	TAS	2,180	0	0	0	0	0	0	0	0	0	0	2,180
OneSchool Global TAS Ltd	TAS	2,360	0	0	0	0	0	0	0	0	0	0	2,360
Scotch Oakburn College Inc.	TAS	4,835	0	0	0	0	0	0	0	0	0	0	4,835
Seventh-Day Adventist Schools (Tasmania) Limited	TAS	4,540	0	0	0	0	0	0	0	0	0	17,181	21,721

Name	State	Special Circumstances Funding	Indigenous Boarding Initiative	Additional funding for students with disability	ACT Adjustment assistance	Transition Assistance for low-growth government schools in 2018	Transition Assistance for system weighted average SES schools in 2018	Additional support for Northern Territory government schools	Additional assistance of system weighted benefit schools for 2019	Adjustment funding for low-growth non-government schools in 2019	Additional Assistance for 2016 census data arrangements	Local Schools Community Fund	Total Funding
St. Michael's Collegiate School Board	TAS	3,845	0	0	0	0	0	0	0	0	0	0	3,845
Tarremah Steiner School Foundation Inc.	TAS	2,630	0	0	0	0	0	0	0	0	0	0	2,630
The Board of Management, Launceston Church Grammar School	TAS	4,205	0	0	0	0	0	0	0	0	0	0	4,205
The Cottage School Inc.	TAS	2,180	0	0	0	0	0	0	0	0	0	20,000	22,180
The Friends School Incorporated	TAS	5,555	0	0	0	0	0	0	0	0	0	0	5,555
The Lambert School Inc	TAS	2,135	0	0	0	0	0	0	0	0	0	0	2,135
The Launceston Preparatory School Inc.	TAS	0	0	0	0	0	0	0	0	0	0	17,000	17,000
Adass Israel School Inc	VIC	3,305	0	0	0	0	0	0	0	0	0	0	3,305
Advance College of Education Incorporated	VIC	2,135	0	0	0	0	0	0	0	0	0	9,000	11,135
AFIC SCHOOLS (VICTORIA) LIMITED	VIC	5,645	0	0	0	0	0	0	0	0	0	0	5,645
Aitken College Limited	VIC	5,825	0	0	0	0	0	0	0	0	0	0	5,825
Al Iman College Ltd	VIC	3,350	0	0	0	0	0	0	0	0	0	0	3,350
Al Siraat College Inc.	VIC	4,655	0	0	0	0	0	0	0	0	0	20,000	24,655
Albury Wodonga Community College Limited	VIC	7,170	0	0	0	0	0	0	0	0	0	0	7,170
Alla College Limited	VIC	2,180	0	0	0	0	0	0	0	0	0	0	2,180
Alphington Grammar School	VIC	3,260	0	0	0	0	0	0	0	0	0	0	3,260
Andale School Inc	VIC	2,045	0	0	0	0	0	0	0	0	0	13,000	15,045
Anglican Diocesan Commission (Diocese of Melbourne) Ltd	VIC	5,870	0	0	0	0	0	0	0	0	0	11,082	16,952
Association for Christian Education Mount Evelyn Inc	VIC	3,890	0	0	0	0	0	0	0	0	0	7,500	11,390
Association for Christian Education of Dandenong	VIC	3,980	0	0	0	0	0	0	0	0	0	7,000	10,980

Name	State	Special Circumstances Funding	Indigenous Boarding Initiative	Additional funding for students with disability	ACT Adjustment assistance	Transition Assistance for low-growth government schools in 2018	Transition Assistance for system weighted average SES schools in 2018	Additional support for Northern Territory government schools	Additional assistance of system weighted benefit schools in 2019	Adjustment funding for low-growth non-government schools in 2019	Additional Assistance for 2016 census data arrangements	Local Schools Community Fund	Total Funding
Association for Christian Education of Frankston Incorporated	VIC	3,665	0	0	0	0	0	0	0	0	0	0	3,665
Australian International Academy of Education Inc	VIC	9,490	0	0	0	0	0	0	0	0	0	20,000	29,490
Bairnsdale Christian Community School Inc	VIC	100,638	0	0	0	0	0	0	0	0	0	0	100,638
Ballarat Steiner School & Kindergarten Inc.	VIC	2,225	0	0	0	0	0	0	0	0	0	0	2,225
Beaconhills Christian College Limited	VIC	10,505	0	0	0	0	0	0	0	0	0	7,000	17,505
Beechworth Montessori Children's Group Inc	VIC	2,225	0	0	0	0	0	0	0	0	0	0	2,225
Beis Efraim College Limited	VIC	2,450	0	0	0	0	0	0	0	0	0	0	2,450
Belgrave Heights Christian School of Presbyterian Church Vic Inc	VIC	4,250	0	0	0	0	0	0	0	0	0	0	4,250
Berry Street Victoria Incorporated	VIC	2,450	0	0	0	0	0	0	0	0	0	19,836	22,286
Bialik College Limited	VIC	4,610	0	0	0	0	0	0	0	0	0	0	4,610
Billanook College Limited	VIC	3,890	0	0	0	0	0	0	0	0	0	0	3,890
Blyton Pty Ltd	VIC	3,035	0	0	0	0	0	0	0	0	0	2,000	5,035
Brighton Grammar School	VIC	5,825	0	0	0	0	0	0	0	0	0	0	5,825
Brotherhood of St Laurence	VIC	2,225	0	0	0	0	0	0	0	0	0	20,000	22,225
Camberwell Anglican Girls Grammar School	VIC	4,205	0	0	0	0	0	0	0	0	0	0	4,205
Capability Building Inc	VIC	2,045	0	0	0	0	0	0	0	0	0	0	2,045
Carey Baptist Grammar School Limited	VIC	8,975	0	0	0	0	0	0	0	0	0	0	8,975
Catholic Education Commission of Victoria Limited	VIC	2,428,926	0	0	0	0	0	0	0	0	0	1,515,093	3,944,019
Caulfield Grammar School	VIC	11,360	0	0	0	0	0	0	0	0	0	0	11,360
Cheder Levi Yitzchok Inc.	VIC	2,180	0	0	0	0	0	0	0	0	0	0	2,180

Name	State	Special Circumstances Funding	Indigenous Boarding Initiative	Additional funding for students with disability	ACT Adjustment assistance	Transition Assistance for low-growth government schools in 2018	Transition Assistance for system weighted average SES schools in 2018	Additional support for Northern Territory government schools	Additional assistance of system weighted benefit schools for 2019	Adjustment funding for low-growth non-government schools in 2019	Additional Assistance for 2016 census data arrangements	Local Schools Community Fund	Total Funding
Child & Family Care Network Inc	VIC	2,045	0	0	0	0	0	0	0	0	0	5,967	8,012
Christ Church Grammar School	VIC	2,900	0	0	0	0	0	0	0	0	0	0	2,900
Christian College Bellarine Ltd	VIC	3,350	0	0	0	0	0	0	0	0	0	0	3,350
Christian College Geelong Limited	VIC	5,060	0	0	0	0	0	0	0	0	0	9,500	14,560
Christian College Institute of Senior Education Limited	VIC	3,710	0	0	0	0	0	0	0	0	0	0	3,710
Christian Resource Ministries Inc.	VIC	3,350	0	0	0	0	0	0	0	0	0	8,000	11,350
Cire Services Incorporated	VIC	0	0	0	0	0	0	0	0	0	0	20,000	20,000
Community College Gippsland LTD	VIC	2,360	0	0	0	0	0	0	0	0	0	7,000	9,360
Creek Street Christian Fellowship	VIC	2,810	0	0	0	0	0	0	0	0	0	3,121	5,931
Crest Education Ltd	VIC	0	0	0	0	0	0	0	0	0	0	7,000	7,000
Dandenong Ranges Steiner School Inc	VIC	2,360	0	0	0	0	0	0	0	0	0	0	2,360
Darul Ulum College of Victoria	VIC	5,285	0	0	0	0	0	0	0	0	0	0	5,285
Daylesford Dharma School Inc.	VIC	2,090	0	0	0	0	0	0	0	0	0	0	2,090
Department of Education and Early Childhood Development	VIC	0	0	0	0	0	0	0	0	0	0	5,531,747	5,531,747
Deutsche Schule Melbourne Inc.	VIC	2,360	0	0	0	0	0	0	0	0	0	0	2,360
Donvale Christian College	VIC	0	0	0	0	0	0	0	0	0	0	20,000	20,000
East Gippsland Steiner Education Group Inc.	VIC	84,336	0	0	0	0	0	0	0	0	0	0	84,336
East Preston Islamic College Limited	VIC	3,935	0	0	0	0	0	0	0	0	0	0	3,935
Eltham College	VIC	3,575	0	0	0	0	0	0	0	0	0	18,869	22,444
Firbank Grammar School	VIC	5,195	0	0	0	0	0	0	0	0	0	0	5,195
Fitzroy Community School Co-Operative Ltd	VIC	2,315	0	0	0	0	0	0	0	0	0	0	2,315

Name	State	Special Circumstances Funding	Indigenous Boarding Initiative	Additional funding for students with disability	ACT Adjustment with assistance	Transition Assistance for low-growth government schools in 2018	Transition Assistance for system weighted average SES schools in 2018	Additional support for Northern Territory government schools	Additional assistance of system weighted benefit schools for 2019	Adjustment funding for low-growth non-government schools in 2019	Additional Assistance for 2016 census data arrangements	Local Schools Community Fund	Total Funding
Flinders Christian Community College Inc	VIC	0	0	0	0	0	0	0	0	0	0	20,000	20,000
Frank Dando Sports Academy Association Ltd	VIC	2,045	0	0	0	0	0	0	0	0	0	0	2,045
Freshwater Creek Steiner School Association Incorporated	VIC	2,315	0	0	0	0	0	0	0	0	0	0	2,315
Gandel Besen House Limited	VIC	2,810	0	0	0	0	0	0	0	0	0	0	2,810
Geelong Baptist College Inc	VIC	2,990	0	0	0	0	0	0	0	0	0	7,500	10,490
Geelong Christian Education Association	VIC	4,025	0	0	0	0	0	0	0	0	0	7,500	11,525
Geelong Grammar School	VIC	6,095	0	0	0	0	0	0	0	0	0	0	6,095
Ghligai School Ltd	VIC	2,270	0	0	0	0	0	0	0	0	0	0	2,270
Giant Steps Melbourne Limited	VIC	2,045	0	0	0	0	0	0	0	0	0	20,000	22,045
Gisborne Montessori School Limited	VIC	2,225	0	0	0	0	0	0	0	0	0	0	2,225
Glenroy Private Ltd	VIC	2,900	0	0	0	0	0	0	0	0	0	0	2,900
Grace Christian College Co-operative Ltd	VIC	2,360	0	0	0	0	0	0	0	0	0	0	2,360
Haileybury	VIC	14,015	0	0	0	0	0	0	0	0	0	0	14,015
Hester Hornbrook Academy	VIC	2,585	0	0	0	0	0	0	0	0	0	0	2,585
Ilim College	VIC	9,290	0	0	0	0	0	0	0	0	0	0	9,290
Kamaruka Inc	VIC	2,090	0	0	0	0	0	0	0	0	0	18,430	20,520
Kardinia International College (Geelong) Ltd	VIC	7,220	0	0	0	0	0	0	0	0	0	0	7,220
Kerang Christian Community School Limited	VIC	45,832	0	0	0	0	0	0	0	0	0	4,276	50,108
Kilvington Grammar School Limited	VIC	0	0	0	0	0	0	0	0	0	0	3,000	3,000
Kingswood College Ltd	VIC	3,620	0	0	0	0	0	0	0	0	0	17,469	21,089

Name	State	Special Circumstances Funding	Indigenous Boarding Initiative	Additional funding for students with disability	ACT Adjustment assistance	Transition Assistance for low-growth government schools in 2018	Transition Assistance for system weighted average SES schools in 2018	Additional support for Northern Territory government schools	Additional assistance of system weighted benefit schools for 2019	Adjustment funding for low-growth non-government schools in 2019	Additional Assistance for 2016 census data arrangements	Local Schools Community Fund	Total Funding
Koonwarra Village School Limited	VIC	2,135	0	0	0	0	0	0	0	0	0	0	2,135
Korowa Anglican Girls' School	VIC	3,980	0	0	0	0	0	0	0	0	0	0	3,980
Life Ministry Centre Ltd	VIC	4,250	0	0	0	0	0	0	0	0	0	0	4,250
Lighthouse Christian College Cranbourne Inc	VIC	4,880	0	0	0	0	0	0	0	0	0	20,000	24,880
Lighthouse Christian College Incorporated	VIC	4,250	0	0	0	0	0	0	0	0	0	9,599	13,849
Little Yarra Steiner School Limited	VIC	2,720	0	0	0	0	0	0	0	0	0	0	2,720
Lowther Hall Anglican Grammar School	VIC	4,385	0	0	0	0	0	0	0	0	0	0	4,385
Lutheran Church of Australia Victorian District	VIC	171,870	0	0	0	0	0	0	0	0	0	19,000	190,870
Maharishi's Global Administration through Natural Law Ltd	VIC	2,135	0	0	0	0	0	0	0	0	0	0	2,135
MANSFIELD RUDOLF STEINER SCHOOL AND KINGERGARTEN INC	VIC	2,405	0	0	0	0	0	0	0	0	0	8,600	11,005
Melbourne Indigenous Transition School	VIC	2,045	0	0	0	0	0	0	0	0	0	7,825	9,870
Melbourne Montessori School Limited	VIC	2,810	0	0	0	0	0	0	0	0	0	0	2,810
Melton Christian Centre Limited	VIC	4,295	0	0	0	0	0	0	0	0	0	0	4,295
Mentone Girls' Grammar School	VIC	4,025	0	0	0	0	0	0	0	0	0	0	4,025
Mercy Education Limited	VIC	20,735	0	0	0	0	0	0	0	0	0	0	20,735
Methodist Ladies' College Limited	VIC	7,760	0	0	0	0	0	0	0	0	0	0	7,760
Mildura Christian College	VIC	2,270	0	0	0	0	0	0	0	0	0	0	2,270
Minaret College Inc	VIC	7,355	0	0	0	0	0	0	0	0	0	27,000	34,355
Mount Hira College	VIC	3,800	0	0	0	0	0	0	0	0	0	0	3,800
Mount Scopus Memorial College Limited	VIC	5,015	0	0	0	0	0	0	0	0	0	0	5,015

Name	State	Special Circumstances Funding	Indigenous Boarding Initiative	Additional funding for students with disability	ACT Adjustment with assistance	Transition Assistance for low-growth government schools in 2018	Transition Assistance for system weighted average SES schools in 2018	Additional support for Northern Territory government schools	Additional assistance of system weighted benefit schools for 2019	Adjustment funding for low-growth non-government schools in 2019	Additional Assistance for 2016 census data arrangements	Local Schools Community Fund	Total Funding
Mountain District Parent Controlled Christian School Association	VIC	2,540	0	0	0	0	0	0	0	0	0	0	2,540
North-Eastern Montessori School Association	VIC	2,135	0	0	0	0	0	0	0	0	0	0	2,135
Northside Christian College Inc.	VIC	3,215	0	0	0	0	0	0	0	0	0	0	3,215
ONESCHOOL GLOBAL VIC LTD	VIC	3,665	0	0	0	0	0	0	0	0	0	20,000	23,665
Oxford College Pty Ltd	VIC	2,000	0	0	0	0	0	0	0	0	0	0	2,000
PARED VICTORIA LTD	VIC	2,225	0	0	0	0	0	0	0	0	0	7,000	9,225
Penleigh and Essendon Grammar School	VIC	10,055	0	0	0	0	0	0	0	0	0	0	10,055
Phillip Island Village School Ltd	VIC	2,090	0	0	0	0	0	0	0	0	0	0	2,090
Presbyterian Ladies' College	VIC	6,050	0	0	0	0	0	0	0	0	0	0	6,050
Preston Reservoir Adult Community Education Inc	VIC	2,135	0	0	0	0	0	0	0	0	0	0	2,135
R. Steiner School Co. Ltd.	VIC	3,305	0	0	0	0	0	0	0	0	0	0	3,305
Red Rock Christian College Inc	VIC	2,315	0	0	0	0	0	0	0	0	0	18,344	20,659
River City Christian College	VIC	2,135	0	0	0	0	0	0	0	0	0	0	2,135
Rossbourne School	VIC	2,360	0	0	0	0	0	0	0	0	0	0	2,360
Ruyton	VIC	4,565	0	0	0	0	0	0	0	0	0	0	4,565
School of Creative Education Limited	VIC	2,045	0	0	0	0	0	0	0	0	0	0	2,045
Scotch College Hawthorn	VIC	7,535	0	0	0	0	0	0	0	0	0	0	7,535
SEDA College (Victoria)	VIC	4,160	0	0	0	0	0	0	0	0	0	13,650	17,810
Seventh Day Adventist Schools (Victoria) Limited	VIC	19,560	0	0	0	0	0	0	0	0	0	0	19,560
Shepparton Adult and Community Education College Inc	VIC	2,225	0	0	0	0	0	0	0	0	0	0	2,225
Shepparton Christian College Ltd	VIC	2,630	0	0	0	0	0	0	0	0	0	0	2,630

Name	State	Special Circumstances Funding	Indigenous Boarding Initiative	Additional funding for students with disability	ACT Adjustment assistance	Transition Assistance for low-growth government schools in 2018	Transition Assistance for system weighted average SES schools in 2018	Additional support for Northern Territory government schools	Additional assistance of system weighted benefit schools for 2019	Adjustment funding for low-growth non-government schools in 2019	Additional Assistance for 2016 census data arrangements	Local Schools Community Fund	Total Funding
Sholem Aleichem College	VIC	2,540	0	0	0	0	0	0	0	0	0	10,000	12,540
Son Centre Christian School Ltd	VIC	2,090	0	0	0	0	0	0	0	0	0	0	2,090
Sophia Mundi Limited	VIC	2,540	0	0	0	0	0	0	0	0	0	0	2,540
St Catherine's School	VIC	3,845	0	0	0	0	0	0	0	0	0	0	3,845
St John's Greek Orthodox College	VIC	2,675	0	0	0	0	0	0	0	0	0	0	2,675
St Leonard's College	VIC	6,365	0	0	0	0	0	0	0	0	0	0	6,365
St Margaret's School	VIC	4,205	0	0	0	0	0	0	0	0	0	17,000	21,205
St Mary's Coptic Orthodox College	VIC	4,385	0	0	0	0	0	0	0	0	0	0	4,385
St Michael's Grammar School	VIC	5,510	0	0	0	0	0	0	0	0	0	0	5,510
St Thomas Aquinas College Limited	VIC	2,810	0	0	0	0	0	0	0	0	0	0	2,810
Sirathcona Baptist Girls Grammar School Ltd	VIC	4,115	0	0	0	0	0	0	0	0	0	0	4,115
The Camberwell Grammar School	VIC	5,870	0	0	0	0	0	0	0	0	0	0	5,870
The Currajong School Ltd	VIC	2,135	0	0	0	0	0	0	0	0	0	0	2,135
The Greek Orthodox Community of Oakleigh and District Inc	VIC	4,025	0	0	0	0	0	0	0	0	0	0	4,025
The Islamic Schools of Victoria (Werribee College) Inc	VIC	8,345	0	0	0	0	0	0	0	0	0	0	8,345
The Ivanhoe Girls' Grammar School	VIC	4,430	0	0	0	0	0	0	0	0	0	0	4,430
The Japanese School of Melbourne	VIC	2,180	0	0	0	0	0	0	0	0	0	0	2,180
The Kilmore International School Limited	VIC	2,810	0	0	0	0	0	0	0	0	0	0	2,810
The King David School Holdings Ltd	VIC	3,665	0	0	0	0	0	0	0	0	0	4,000	7,665
The Knox School Limited	VIC	3,575	0	0	0	0	0	0	0	0	0	0	3,575
The Presbyterian School of St Andrew Limited	VIC	3,890	0	0	0	0	0	0	0	0	0	0	3,890

Name	State	Special Circumstances Funding	Indigenous Boarding Initiative	Additional funding for students with disability	ACT Adjustment with assistance	Transition Assistance for low-growth government schools in 2018	Transition Assistance for system weighted average SES schools in 2018	Additional support for Northern Territory government schools	Additional assistance of system weighted benefit schools for 2019	Adjustment funding for low-growth non-government schools in 2019	Additional Assistance for 2016 census data arrangements	Local Schools Community Fund	Total Funding
The River Nile School Incorporated	VIC	2,180	0	0	0	0	0	0	0	0	0	0	2,180
The United Vietnamese Buddhist Congregation of South Eastern Melbourne Inc.	VIC	2,090	0	0	0	0	0	0	0	0	0	0	2,090
The United Church In Australia Property Trust (Victoria)	VIC	566,774	0	0	0	0	0	0	0	0	0	0	566,774
Tintern Grammar	VIC	4,250	0	0	0	0	0	0	0	0	0	0	4,250
Toorak College Ltd	VIC	4,025	0	0	0	0	0	0	0	0	0	0	4,025
TOPP Schools Ltd	VIC	2,315	0	0	0	0	0	0	0	0	0	0	2,315
Trinity Grammar School, Kew	VIC	6,365	0	0	0	0	0	0	0	0	0	0	6,365
Trustees of Edmund Rice Education Australia	VIC	56,330	0	0	149,743	0	0	0	0	0	0	20,000	226,073
Trustees of the Marist Brothers Southern Province	VIC	249,115	0	0	0	0	0	0	0	0	0	0	249,115
Verity Christian College Incorporated	VIC	2,045	0	0	0	0	0	0	0	0	0	0	2,045
Ecumenical Schools Australia	VIC	488,695	0	0	0	0	0	0	0	0	0	10,000	498,695
Village School Inc	VIC	2,180	0	0	0	0	0	0	0	0	0	0	2,180
Warragul District Parent Controlled Christian School Association Inc	VIC	6,590	0	0	0	0	0	0	0	0	0	9,000	15,590
Warrnambool Presbyterian School LTD.	VIC	2,630	0	0	0	0	0	0	0	0	0	0	2,630
Waverley Christian College Inc	VIC	7,805	0	0	0	0	0	0	0	0	0	5,000	12,805
Wesley College Melbourne	VIC	13,315	0	0	0	0	0	0	0	0	0	0	13,315
Woodleigh School	VIC	4,745	0	0	0	0	0	0	0	0	0	0	4,745
Worawa Aboriginal College Limited	VIC	2,180	0	0	0	0	0	0	0	0	0	0	2,180
Yarralinda School Association Inc	VIC	2,045	0	0	0	0	0	0	0	0	0	0	2,045
Yavneh College Nominees Pty Ltd	VIC	3,665	0	0	0	0	0	0	0	0	0	0	3,665

Name	State	Special Circumstances Funding	Indigenous Boarding Initiative	Additional funding for students with disability	ACT Adjustment assistance	Transition Assistance for low-growth government schools in 2018	Transition Assistance for system weighted average SES schools in 2018	Additional support for Northern Territory government schools	Additional assistance of system weighted benefit schools for 2019	Adjustment funding for low-growth non-government schools in 2019	Additional Assistance for 2016 census data arrangements	Local Schools Community Fund	Total Funding
YESHIVAH-BETH RVKAH SCHOOLS LIMITED	VIC	5,060	0	0	0	0	0	0	0	0	0	10,000	15,060
Yesodei Hatorah College Inc	VIC	0	0	0	0	0	0	0	0	0	0	10,000	10,000
AFIC Schools (WA) Limited	WA	4,790	0	0	0	0	0	0	0	0	0	17,586	22,376
Albany Free Reformed Church Education Association (Inc)	WA	2,585	0	0	0	0	0	0	0	0	0	0	2,585
Al-Hidayah Islamic Education Admin INC	WA	2,540	0	0	0	0	0	0	0	0	0	0	2,540
Alkimos Baptist College Inc.	WA	2,855	0	0	0	0	0	0	0	0	0	0	2,855
All Saints' College Inc.	WA	5,735	0	0	0	0	0	0	0	0	0	0	5,735
Alta-1 College Ltd	WA	4,160	0	0	0	0	0	0	0	0	0	36,300	40,460
Association for Christian Education Inc	WA	4,025	0	0	0	0	0	0	0	0	0	15,604	19,629
Atlantis Beach Baptist College Limited	WA	2,270	0	0	0	0	0	0	0	0	0	17,500	19,770
Austin Cove Baptist College Inc.	WA	3,845	0	0	0	0	0	0	0	0	0	0	3,845
Australian Islamic College Perth Inc	WA	17,315	0	0	0	0	0	0	0	0	0	20,000	37,315
Banksia Montessori School Inc	WA	2,000	0	0	0	0	0	0	0	0	0	0	2,000
Beenong School Association	WA	2,315	0	0	0	0	0	0	0	0	0	0	2,315
Bethel Christian School Incorporated	WA	3,170	0	0	0	0	0	0	0	0	0	0	3,170
Blue Gum Montessori School Inc.	WA	2,585	0	0	0	0	0	0	0	0	0	0	2,585
Bold Park Community School Advisory Council Inc	WA	2,495	0	0	0	0	0	0	0	0	0	0	2,495
Bunbury Baptist College Inc	WA	2,630	0	0	0	0	0	0	0	0	0	0	2,630
Bunbury Regional Community College Inc.	WA	2,225	0	0	0	0	0	0	0	0	0	0	2,225
Carey Baptist College Ltd	WA	8,725	0	0	0	0	0	0	0	0	0	0	8,725
Camaron Christian Parent Controlled School Association Inc	WA	2,270	0	0	0	0	0	0	0	0	0	8,190	10,460

Name	State	Special Circumstances Funding	Indigenous Boarding Initiative	Additional funding for students with disability	ACT Adjustment with assistance	Transition Assistance for low-growth government schools in 2018	Transition Assistance for system weighted average SES schools in 2018	Additional support for Northern Territory government schools	Additional assistance of system weighted benefit schools in 2019	Adjustment funding for low-growth non-government schools in 2019	Additional Assistance for 2016 census data arrangements	Local Schools Community Fund	Total Funding
Casa Mia Montessori Community School Inc.	WA	200,000	0	0	0	0	0	0	0	0	0	2,000	202,000
Catholic Education Western Australia Limited	WA	503,545	0	0	0	0	0	0	0	0	0	445,926	949,471
Christ Church Grammar School Incorporated	WA	6,860	0	0	0	0	0	0	0	0	0	6,689	13,549
Christian Aboriginal Parent-Directed Schools	WA	6,540	0	0	0	0	0	0	0	0	0	0	6,540
Chrysalis Montessori School INC	WA	2,270	0	0	0	0	0	0	0	0	0	12,000	14,270
COMET WA LIMITED	WA	2,585	0	0	0	0	0	0	0	0	0	0	2,585
Communicare Inc	WA	2,225	0	0	0	0	0	0	0	0	0	10,000	12,225
Cornerstone Christian College Ltd	WA	3,080	0	0	0	0	0	0	0	0	0	0	3,080
Court Grammar School Inc.	WA	3,665	0	0	0	0	0	0	0	0	0	0	3,665
Department of Education	WA	0	0	0	0	0	0	0	0	0	0	2,364,271	2,364,271
Emmanuel Christian Community School Incorporated	WA	3,620	0	0	0	0	0	0	0	0	0	0	3,620
Fairbridge Western Australian Inc	WA	2,270	0	0	0	0	0	0	0	0	0	20,000	22,270
Foundation Christian College Incorporated	WA	3,395	0	0	0	0	0	0	0	0	0	0	3,395
Free Reformed School Association (Inc)	WA	4,700	0	0	0	0	0	0	0	0	0	0	4,700
Fremantle Christian College Incorporated	WA	2,765	0	0	0	0	0	0	0	0	0	0	2,765
Futures WA Ltd	WA	2,180	0	0	0	0	0	0	0	0	0	0	2,180
Geraldton Christian Community Schools Association Incorporated	WA	3,035	0	0	0	0	0	0	0	0	0	15,000	18,035
Geraldton Grammar School Incorporated	WA	3,395	0	0	0	0	0	0	0	0	0	0	3,395
Golden Hill Steiner School Inc	WA	2,225	0	0	0	0	0	0	0	0	0	0	2,225

Name	State	Special Circumstances Funding	Indigenous Boarding Initiative	Additional funding for students with disability	ACT Adjustment assistance	Transition Assistance for low-growth government schools in 2018	Transition Assistance for system weighted average SES schools in 2018	Additional support for Northern Territory government schools	Additional assistance of system weighted benefit schools for 2019	Adjustment funding for low-growth non-government schools in 2019	Additional Assistance for 2016 census data arrangements	Local Schools Community Fund	Total Funding
Goldfields Baptist College Incorporated	WA	2,855	0	0	0	0	0	0	0	0	0	0	2,855
Governors of Hale School	WA	6,635	0	0	0	0	0	0	0	0	0	0	6,635
Grace Christian School Ltd	WA	3,665	0	0	0	0	0	0	0	0	0	0	3,665
Great Southern Grammar School Incorporated	WA	4,115	0	0	0	0	0	0	0	0	0	0	4,115
Guildford Grammar School Inc	WA	5,285	0	0	0	0	0	0	0	0	0	0	5,285
H & S Hoffman & G Korsunski Carmel School Inc	WA	3,350	0	0	0	0	0	0	0	0	0	0	3,350
Helena College Council Inc	WA	4,115	0	0	0	0	0	0	0	0	0	0	4,115
Helena River Steiner School Community Association	WA	2,090	0	0	0	0	0	0	0	0	0	0	2,090
HENSMAN ST PRE-SCHOOL GROUP INCORPORATED	WA	2,000	0	0	0	0	0	0	0	0	0	0	2,000
Heritage College Perth (Inc.)	WA	2,315	0	0	0	0	0	0	0	0	0	0	2,315
HillSide Christian College Incorporated	WA	2,900	0	0	0	0	0	0	0	0	0	0	2,900
Hope Christian College Inc	WA	2,855	0	0	0	0	0	0	0	0	0	0	2,855
Immaculate Heart College LTD	WA	2,765	0	0	0	0	0	0	0	0	0	0	2,765
Jarlmandangah Burru Aboriginal Corporation	WA	2,000	0	0	0	0	0	0	0	0	0	0	2,000
Kadajna Community Incorporated	WA	2,045	0	0	0	0	0	0	0	0	0	0	2,045
Kerry Street Community School Inc	WA	2,135	0	0	0	0	0	0	0	0	0	20,000	22,135
Kingsway Christian Education Association INC	WA	5,870	0	0	0	0	0	0	0	0	0	0	5,870
Leaning Tree Steiner School Inc	WA	2,270	0	0	0	0	0	0	0	0	0	20,000	22,270
Mandurah Baptist College Inc	WA	5,465	0	0	0	0	0	0	0	0	0	0	5,465
Margaret River Independent School	WA	2,360	0	0	0	0	0	0	0	0	0	11,452	13,812

Name	State	Special Circumstances Funding	Indigenous Boarding Initiative	Additional funding for students with disability	ACT Adjustment with assistance	Transition Assistance for low-growth government schools in 2018	Transition Assistance for system weighted average SES schools in 2018	Additional support for Northern Territory government schools	Additional assistance of system weighted benefit schools for 2019	Adjustment funding for low-growth non-government schools in 2019	Additional Assistance for 2016 census data arrangements	Local Schools Community Fund	Total Funding
Mazenod College Limited	WA	4,520	0	0	0	0	0	0	0	0	0	0	4,520
Methodist Ladies' College	WA	5,015	0	0	0	0	0	0	0	0	0	0	5,015
Nomad's Charitable & Educational Foundation	WA	2,180	0	0	0	0	0	0	0	0	0	0	2,180
Norbertine Canons Incorporated	WA	4,700	0	0	0	0	0	0	0	0	0	0	4,700
OneSchool Global WA Ltd	WA	2,765	0	0	0	0	0	0	0	0	0	0	2,765
Parklands School Association Incorporated	WA	2,360	0	0	0	0	0	0	0	0	0	0	2,360
Parrnurr Community School Aboriginal Corp	WA	2,090	0	0	0	0	0	0	0	0	0	0	2,090
Penthos College	WA	4,970	0	0	0	0	0	0	0	0	0	0	4,970
Perth College Inc	WA	4,970	0	0	0	0	0	0	0	0	0	0	4,970
Perth Montessori School Inc	WA	2,270	0	0	0	0	0	0	0	0	0	0	2,270
Port School Inc	WA	2,405	0	0	0	0	0	0	0	0	0	20,000	22,405
Presbyterian Ladies' College Inc	WA	5,105	0	0	0	0	0	0	0	0	0	0	5,105
Quinns Baptist College Inc	WA	5,240	0	0	0	0	0	0	0	0	0	0	5,240
Rawa Community School Aboriginal Corporation	WA	0	0	0	0	0	0	0	0	0	0	18,305	18,305
Regent College	WA	2,765	0	0	0	0	0	0	0	0	0	0	2,765
Riverlands Montessori School Inc.	WA	2,225	0	0	0	0	0	0	0	0	0	0	2,225
Rockingham Montessori School Inc	WA	2,585	0	0	0	0	0	0	0	0	0	0	2,585
Scotch College	WA	6,230	0	0	0	0	0	0	0	0	0	0	6,230
Seventh-Day Adventist Schools (Western Australia) Ltd	WA	11,800	0	0	0	0	0	0	0	0	0	0	11,800
SMYL Community College	WA	3,305	0	0	0	0	0	0	0	0	0	0	3,305
South Coast Baptist College Incorporated	WA	4,655	0	0	0	0	0	0	0	0	0	0	4,655

Name	State	Special Circumstances Funding	Indigenous Boarding Initiative	Additional funding for students with disability	ACT Adjustment assistance	Transition Assistance for low-growth government schools in 2018	Transition Assistance for system weighted average SES schools in 2018	Additional support for Northern Territory government schools	Additional assistance of system weighted benefit schools for 2019	Adjustment funding for low-growth non-government schools in 2019	Additional Assistance for 2016 census data arrangements	Local Schools Community Fund	Total Funding
South West Learning Community Association Inc	WA	2,135	0	0	0	0	0	0	0	0	0	15,000	17,135
Sowilo Community Inc.	WA	2,225	0	0	0	0	0	0	0	0	0	0	2,225
Spirit of Play Community School Inc	WA	2,180	0	0	0	0	0	0	0	0	0	0	2,180
St Andrews Grammar Incorporated	WA	3,035	0	0	0	0	0	0	0	0	0	0	3,035
St Hilda's Anglican School for Girls (Inc)	WA	5,240	0	0	0	0	0	0	0	0	0	0	5,240
St Mary's Anglican Girls School Inc	WA	6,185	0	0	0	0	0	0	0	0	0	0	6,185
St Stephen's School	WA	7,805	0	0	0	0	0	0	0	0	0	0	7,805
Swan Christian Education Association Inc.	WA	23,405	0	0	0	0	0	0	0	0	0	5,420	28,825
Telethon Speech & Hearing	WA	2,225	0	0	0	0	0	0	0	0	0	10,000	12,225
The Anglican Schools Commission (Inc)	WA	68,320	0	0	0	0	0	0	0	0	0	30,000	98,320
The Beehive Montessori School Inc	WA	2,495	0	0	0	0	0	0	0	0	0	0	2,495
The Bunbury Cathedral Grammar School Inc	WA	4,025	0	0	0	0	0	0	0	0	0	10,000	14,025
The Japanese School Council In Perth Limited	WA	2,090	0	0	0	0	0	0	0	0	0	0	2,090
The King's Educational Ministries Inc	WA	3,485	0	0	0	0	0	0	0	0	0	0	3,485
The Lake Joondalup Baptist College Inc.	WA	6,050	0	0	0	0	0	0	0	0	0	0	6,050
The Lance Holt Schools Council Inc	WA	2,270	0	0	0	0	0	0	0	0	0	10,000	12,270
The Margaret River Montessori School (Inc)	WA	2,315	0	0	0	0	0	0	0	0	0	0	2,315
The Moerlina School Inc	WA	2,090	0	0	0	0	0	0	0	0	0	15,000	17,090
The Montessori School, Kingsley, Inc	WA	2,405	0	0	0	0	0	0	0	0	0	0	2,405

Name	State	Special Circumstances Funding	Indigenous Boarding Initiative	Additional funding for students with disability	ACT Adjustment assistance	Transition Assistance for low-growth government schools in 2018	Transition Assistance for system weighted average SES schools in 2018	Additional support for Northern Territory government schools	Additional assistance of system weighted benefit schools for 2019	Adjustment funding for low-growth non-government schools in 2019	Additional Assistance for 2016 census data arrangements	Local Schools Community Fund	Total Funding
The Perth Waldorf School Association Incorporated	WA	3,395	0	0	0	0	0	0	0	0	0	0	3,395
The Quintilian School Inc.	WA	2,540	0	0	0	0	0	0	0	0	0	5,842	8,382
The Silver Tree Steiner School Incorporated	WA	2,450	0	0	0	0	0	0	0	0	0	0	2,450
Thornlie Christian College (Inc)	WA	4,295	0	0	0	0	0	0	0	0	0	0	4,295
Tranby College (INC)	WA	4,160	0	0	0	0	0	0	0	0	0	17,864	22,024
Village School Association Inc	WA	2,315	0	0	0	0	0	0	0	0	0	20,000	22,315
Wesley College	WA	5,420	0	0	0	0	0	0	0	0	0	0	5,420
West Coast Steiner School INC	WA	2,450	0	0	0	0	0	0	0	0	0	0	2,450
Winthrop Baptist College Inc.	WA	5,285	0	0	0	0	0	0	0	0	0	15,340	20,625
Woodbury Boston Primary School Inc.	WA	2,180	0	0	0	0	0	0	0	0	0	0	2,180
Yakanarra (Aboriginal Corporation)	WA	2,045	0	0	0	0	0	0	0	0	0	0	2,045
Yallingup Steiner School	WA	2,270	0	0	0	0	0	0	0	0	0	0	2,270
Yiyili Aboriginal Community School	WA	2,135	0	0	0	0	0	0	0	0	0	0	2,135
TOTAL		30,406,061	0	0	11,107,999	197,383	0	10,434,000	0	197,383	0	30,234,758	82,577,584

Source: DESE (totals may not equal due to rounding as figures have been rounded to the nearest dollar)

Appendix B: Financial assistance paid to approved authorities between 2014 and 2019

In this appendix, financial assistance is reported from 2014 to 2019 for:

- State and territory Governments (as AAs)
- Non-government AAs
- Block Grant Authorities (capital funding)
- Non-Government Representative Bodies.

All figures in this appendix are exclusive of GST.

Table B1: Financial assistance to state and territory governments in 2014 (\$, exclusive of GST)

State	Base	Students with disability	Aboriginal and Torres Strait Islander	Low English proficiency	Socio educational disadvantage	Location	Size	Special Circumstances Funding	Prescribed Circumstances Funding	Adjustments ⁶	Previous Legislation	Total Funding
ACT	62,599,567	7,143,121	651,550	78,666	3,618,697	2,391	1,005,639	0	0	-748,969	0	74,350,662
NSW	1,119,177,818	136,157,450	32,462,041	4,421,657	172,420,300	24,903,559	29,838,481	0	0	-4,569,148	0	1,514,812,158
NT	0	0	0	0	0	0	0	0	0	130,831,181	0	130,831,181
QLD	0	0	0	0	0	0	0	0	0	1,054,549,932	0	1,054,549,932
SA	259,063,678	44,446,519	6,323,552	458,134	40,930,999	13,268,924	7,950,436	0	0	-6,807,527	0	365,634,716
TAS	0	0	0	0	0	0	0	0	0	147,980,336	0	147,980,336
VIC	0	0	0	0	0	0	0	0	0	1,136,331,571	0	1,136,331,571
WA	0	0	0	0	0	0	0	0	0	490,231,253	0	490,231,253
TOTAL	1,440,841,063	187,747,090	39,437,143	4,958,457	216,969,996	38,174,874	38,794,556	0	0	2,947,798,629	0	4,914,721,809

Source: DESE (totals may not equal due to rounding as figures have been rounded to the nearest dollar)

⁶ Any payment adjustments to funding that have occurred for AAs are also reported. Payment adjustments are a result of changes to previous year/s entitlements due to changes in enrolment or other factors that determine the annual funding calculated for a school. Note that payment adjustments can apply to recurrent funding as well as special/prescribed circumstances funding.

Table B2: Total funding paid to approved authorities of non-government schools in 2014 (\$, exclusive of GST)

Name	State	Base	Students with disability	Aboriginal and Torres Strait Islander	Low English proficiency	Socio educational disadvantage	Location	Size	Special Circumstances Funding	Prescribed Circumstances Funding	Adjustments ⁷	Previous Legislation	Total Funding
AFC Schools (ACT) Limited	ACT	658,588	0	0	1,541	78,670	0	99,810	0	0	0	10,932	849,541
Best-Practice Education Group Limited	ACT	252,150	37,604	0	0	8,732	0	116,030	0	0	0	0	414,516
Brindabella Christian Education Limited	ACT	3,651,195	375,080	5,465	14,503	86,489	0	0	0	0	-689	0	4,132,044
Burgmann Anglican School	ACT	7,506,388	1,165,368	46,017	2,149	206,277	0	0	0	0	-10,927	843	8,916,115
Canberra Girls Grammar School	ACT	3,550,795	182,950	30,734	1,775	55,652	0	0	0	0	-5,096	0	3,816,810
Canberra Grammar School	ACT	3,657,109	395,990	16,934	5,669	45,957	0	0	0	0	0	0	4,121,659
Canberra Rudolf Steiner School Association Incorporated	ACT	3,012,637	302,585	30,808	0	179,589	0	0	0	0	0	6,219	3,531,838
Communities@Work Ltd	ACT	133,169	0	35,503	0	12,498	0	42,249	0	0	-12,483	0	210,936
Covenant College Tuggeranong ACT Association Incorporated	ACT	603,300	55,329	0	0	20,690	0	145,399	0	0	0	9,122	833,840
Daramalan College	ACT	8,561,842	890,422	46,078	28,436	750,096	0	0	0	0	-2,592	0	10,274,282
Emmaus Christian School Canberra Limited	ACT	1,542,262	237,066	11,481	1,542	85,334	0	188,610	0	0	0	0	2,066,295
Radford College Limited	ACT	6,039,520	927,981	27,285	4,714	68,161	0	0	0	0	0	0	7,067,661
Seventh-day Adventist Schools (South New South Wales) Limited	ACT	1,175,332	192,13	57,127	0	182,537	61,606	289,531	0	0	0	0	1,785,346
The Canberra Montessori Society INC	ACT	364,510	172,403	1,384	0	3,109	0	107,120	0	0	0	0	648,526
The Trustees of the Marist Brothers	ACT	9,351,804	1,383,987	56,639	4,637	382,528	0	0	0	0	0	0	11,179,595
Trinity Christian School Incorporated	ACT	4,602,678	974,848	15,107	7,279	211,864	0	0	0	0	0	0	5,811,776

⁷ Any payment adjustments to funding that have occurred for AAs are also reported. Payment adjustments are a result of changes to previous year/s entitlements due to changes in enrolment or other factors that determine the annual funding calculated for a school. Note that payment adjustments can apply to recurrent funding as well as special/prescribed circumstances funding.

Name	State	Base	Students with disability	Aboriginal and Torres Strait Islander	Low English proficiency	Socio educational disadvantage	Location	Size	Special Circumstances Funding	Prescribed Circumstances Funding	Adjustments ⁷	Previous Legislation	Total Funding
Trustees for Catholic Education Office Archdiocese of Canberra & Goulburn	ACT	80,075,944	5,876,946	421,448	19,030	4,195,657	0	728,075	0	0	-17,320	0	91,299,780
AI Amanah College Ltd	NSW	5,692,683	210,087	0	62,493	680,539	0	0	0	0	0	0	6,645,802
AI Faisal College Limited	NSW	14,524,267	13,154	0	172,678	1,815,057	0	0	0	0	0	0	16,525,156
AI Sadiq College Incorporated	NSW	3,031,147	820,849	2,363	39,001	850,371	0	0	0	0	0	64,702	4,808,433
AI Zahra College Limited	NSW	1,902,836	38,018	0	30,741	448,050	0	81,800	0	0	0	97,986	2,599,431
AI-Hikma College Ltd	NSW	1,431,851	0	0	0	172,772	0	90,440	0	0	0	0	1,695,063
All Saints' College Bathurst Council	NSW	2,670,238	218,107	12,709	0	71,776	0	73,181	0	0	-329	0	3,045,683
AI-Noori Muslim School LTD	NSW	9,439,214	13,575	0	39,225	688,724	0	0	0	0	0	0	10,180,738
Alpha Omega Senior College Ltd	NSW	1,079,690	0	0	0	130,279	0	151,368	0	0	0	0	1,361,337
Ananda Marga Pracaraka Samgha LTD	NSW	324,769	0	1,598	0	11,659	0	117,513	0	0	-359	0	455,181
Anglican Schools Corporation	NSW	66,939,081	5,528,744	384,556	29,781	5,176,508	388,369	375,515	0	0	-161,354	0	78,661,200
Aiden Anglican School Council	NSW	1,803,890	440,232	0	0	21,984	0	0	0	0	0	0	2,266,106
Arkana College Limited	NSW	1,027,038	22,142	0	1,136	34,302	0	93,413	0	0	0	0	1,178,031
Armenian General Benevolent Union School Inc	NSW	126,656	0	0	0	19,393	0	91,590	0	0	0	0	237,639
Ascham School Ltd	NSW	2,223,362	19,637	2,121	0	60,021	0	0	0	0	0	0	2,305,141
Assyrian Christian Schools Limited	NSW	7,330,357	710,355	0	56,444	1,724,682	0	0	0	0	0	0	9,821,838
Australian Christian College - Darling Downs Ltd	NSW	251,460	0	0	0	29,514	0	110,069	0	0	0	0	391,043
Australian Christian College - Hume Ltd	NSW	165,160	0	0	0	27,187	6,498	109,968	0	0	0	0	308,813
Australian Christian College - Marsden Park Ltd	NSW	1,595,808	153,245	13,331	2,618	201,665	0	112,126	0	0	0	0	2,078,793

Name	State	Base	Students with disability	Aboriginal and Torres Strait Islander	Low English proficiency	Socio educational disadvantage	Location	Size	Special Circumstances Funding	Prescribed Circumstances Funding	Adjustments ⁷	Previous Legislation	Total Funding
Australian Christian College - Singleton Ltd	NSW	571,600	0	4,156	0	122,665	0	107,607	0	0	-201,624	0	604,404
Australian Christian College - Southlands Ltd	NSW	1,027,072	220,511	4,463	0	134,318	199,183	3,033	0	0	-2,334	0	1,586,246
Australian International Academy of Education Limited	NSW	2,916,687	327,911	0	19,335	247,966	0	53,428	0	0	0	0	3,565,327
Australian Islamic College of Sydney	NSW	6,620,464	0	0	49,433	630,875	0	0	0	0	0	0	7,300,772
Australian Performing Arts Grammar School Limited	NSW	494,243	0	17,131	0	22,201	0	143,253	0	0	0	0	676,828
Autism Spectrum Australia (ASPECT)	NSW	3,333,796	7,434,364	13,771	1,694	253,079	0	459,776	0	0	-15	0	11,496,465
Avalon Montessori Association	NSW	62,055	0	989	0	14,338	0	68,911	0	0	0	0	146,293
Ballina Christian Education Association Ltd	NSW	830,390	36,514	27,418	0	170,956	0	115,144	0	0	0	0	1,180,422
Bellfield Group Limited	NSW	1,527,304	0	0	5,508	331,087	0	110,689	0	0	0	0	1,974,588
Belmont Christian College Limited	NSW	4,757,257	455,183	38,390	4,083	377,448	0	0	0	0	0	0	5,632,361
Berakah Christian Education LTD	NSW	2,797,628	227,422	40,237	0	272,222	276,336	12,728	0	0	0	0	3,626,573
Berowra Christian Community School Limited	NSW	389,425	12,482	0	0	7,353	0	108,580	0	0	0	0	517,840
Bethel Christian School Limited	NSW	2,008,530	208,776	20,468	6,405	321,103	0	121,358	0	0	0	0	2,686,640
Biala Support Services Ltd	NSW	117,753	262,590	18,075	0	19,817	0	41,530	0	0	0	0	459,765
Bishop Druitt College Incorporated	NSW	7,268,947	537,235	56,446	9,291	369,794	554,071	0	0	0	0	5,727	8,801,511
Bishop Tyrrell Anglican College	NSW	3,802,733	605,525	25,798	0	228,161	0	0	0	0	0	0	4,662,217
Blacktown Youth College Incorporated	NSW	568,668	488,180	88,833	0	94,729	0	107,628	0	0	-61,188	0	1,286,850

Name	State	Base	Students with disability	Aboriginal and Torres Strait Islander	Low English proficiency	Socio educational disadvantage	Location	Size	Special Circumstances Funding	Prescribed Circumstances Funding	Adjustments ²	Previous Legislation	Total Funding
Blue Mountains Christian Education Association Limited	NSW	752,984	312,454	2,296	0	135,913	0	100,641	0	0	0	0	1,304,288
Blue Mountains Grammar School LTD	NSW	3,007,098	201,454	8,067	0	41,555	0	0	0	0	0	0	3,258,174
Blue Mountains Waldorf School Limited	NSW	275,811	9,479	0	0	11,372	0	82,455	0	0	0	0	379,117
Bob Hughes Christian School Incorporated	NSW	52,313	0	0	1,246	15,840	0	62,696	0	0	-22,725	0	109,370
Boys' Town Engadine	NSW	412,031	464,471	16,042	0	39,404	0	93,299	0	0	0	0	1,025,247
Brightwaters Christian College Limited	NSW	139,730	0	0	0	14,891	0	83,732	0	0	0	0	238,353
Brigantine College, St Ives	NSW	4,607,096	919,543	0	0	135,628	0	0	0	0	0	0	5,662,267
Byron Community Primary School INC	NSW	484,336	0	2,532	0	19,950	0	92,759	0	0	0	0	599,577
Calrossy Anglican School	NSW	5,515,208	377,423	66,098	0	386,773	407,945	0	4,737,191	0	-4,737,191	0	6,753,447
Camaraal Montessori School	NSW	28,719	0	0	0	15,594	0	72,603	0	0	0	0	116,916
Campbelltown Anglican Schools Council	NSW	7,738,445	494,618	28,026	0	369,861	0	0	0	0	0	0	8,630,950
Cape Byron Rudolf Steiner School Limited	NSW	2,225,384	53,817	11,092	0	79,804	0	95,365	0	0	0	0	2,465,462
Catholic Education Commission NSW	NSW	1,265,601,867	157,819,639	12,759,481	3,140,448	140,201,021	24,468,448	27,437,734	0	0	-1,141,995	0	1,630,286,643
Cedars Christian College Ltd	NSW	3,393,436	66,130	7,412	2,307	318,055	0	0	0	0	0	0	3,787,340
Central Coast Grammar School Ltd	NSW	5,694,366	630,366	18,620	0	89,458	0	0	0	0	0	0	6,432,810
Central Coast Sports College Ltd	NSW	2,000,052	0	40,732	0	201,787	0	166,701	0	0	0	0	2,409,272
Central Coast Steiner School Limited	NSW	1,348,476	0	22,460	0	116,969	0	117,676	0	0	0	0	1,605,581
Cessnock Christian School Limited	NSW	5,371,432	615,093	67,840	0	837,908	0	0	0	0	0	0	6,892,273

Name	State	Base	Students with disability	Aboriginal and Torres Strait Islander	Low English proficiency	Socio educational disadvantage	Location	Size	Special Circumstances Funding	Prescribed Circumstances Funding	Adjustments ⁷	Previous Legislation	Total Funding
Chevalier College Limited	NSW	7,130,205	599,810	30,123	4,721	567,284	0	0	0	0	0	0	8,332,143
Christadelphian Heritage College Incorporated	NSW	899,343	39,897	0	1,882	141,850	0	129,024	0	0	0	0	1,211,996
Christadelphian Heritage College Sydney Ltd	NSW	1,369,518	105,745	1,451	12,482	208,269	0	130,936	0	0	0	0	1,828,401
Christian Community School Limited	NSW	4,077,054	190,012	7,811	34,774	487,626	0	0	0	0	0	0	4,797,277
Christian Education Foundation Limited	NSW	3,881,246	691,745	26,497	0	403,327	0	0	0	0	0	0	5,002,815
Chrysalis School for Rudolf Steiner Education LTD	NSW	874,395	20,898	2,375	0	62,789	224,823	93,318	0	0	0	0	1,278,598
Clarence Valley Anglican School Council	NSW	2,383,426	13,993	56,208	2,171	230,293	185,020	136,994	0	0	0	0	3,008,105
Clement College Pty Ltd	NSW	158,782	0	0	0	0	0	45,016	0	0	0	0	203,798
COASIT: Italian Association of Assistance	NSW	263,964	0	0	0	6,125	0	80,874	0	0	0	0	350,963
Coffs Harbour Bible Church Incorporated	NSW	90,654	9,860	3,237	0	11,597	10,019	53,412	0	0	0	0	178,779
Coffs Harbour Christian Community School LTD	NSW	5,672,435	302,955	26,377	3,215	653,539	522,224	0	0	0	0	0	7,180,745
Condell Park Christian School Inc	NSW	447,641	24,282	0	7,276	61,998	0	114,687	0	0	0	0	655,884
Coogee Boys Preparatory School Pty Ltd	NSW	454,049	10,049	0	0	11,140	0	87,412	0	0	0	0	562,650
Coptic Orthodox Church (NSW) Property Trust	NSW	3,373,498	58,594	0	0	230,841	0	0	0	0	0	0	3,662,933
Cornerstone Community	NSW	99,209	0	6,779	0	18,729	19,604	74,786	0	0	0	0	219,107
Council of Newington College	NSW	5,840,149	654,794	9,750	94,266	341,995	0	0	0	0	-6,751	0	6,934,204
Covenant Christian School Association Ltd	NSW	4,540,007	395,666	5,381	2,129	158,254	0	0	0	0	0	0	5,101,437
Cranbrook School	NSW	2,333,987	612,545	12,122	2,451	51,115	0	0	0	0	-3,799	0	3,008,421
Curumbena Ltd	NSW	162,433	0	1,706	0	61,698	0	131,404	0	0	0	0	357,241

Name	State	Base	Students with disability	Aboriginal and Torres Strait Islander	Low English proficiency	Socio educational disadvantage	Location	Size	Special Circumstances Funding	Prescribed Circumstances Funding	Adjustments ²	Previous Legislation	Total Funding
Deniliquin Christian School Incorporated	NSW	189,730	40,216	1,219	0	19,481	26,957	91,112	0	0	0	0	368,715
East Sydney Community-Based High School Limited	NSW	137,588	94,480	10,252	0	24,272	0	55,547	0	0	-66,147	0	255,992
Eastern Suburbs Montessori Association Limited	NSW	145,758	74,276	2,133	0	2,552	0	161,526	0	0	0	0	386,245
Elonera Limited	NSW	424,645	144,247	0	0	16,984	0	92,425	0	0	0	0	678,301
Elouera Association Incorporated	NSW	81,528	181,806	2,620	0	12,389	6,103	37,141	0	0	0	0	321,587
Emanuel School	NSW	1,934,772	244,526	0	0	40,359	0	0	0	0	0	0	2,219,657
Emmanuel Anglican College Council	NSW	3,127,713	338,384	16,704	0	122,750	0	0	0	0	0	0	3,605,551
Employment and Training Australia Limited	NSW	615,808	123,351	33,523	0	61,357	0	126,047	0	0	0	0	960,086
Galaxy Foundation Ltd	NSW	10,729,543	0	0	33,316	1,091,948	0	0	0	0	0	0	11,854,807
Georges River Grammar School LTD	NSW	4,754,281	217,370	10,669	8,141	210,052	0	0	0	0	0	0	5,200,513
German School Johannes Gutenberg	NSW	413,027	0	0	883	6,262	0	109,350	0	0	0	0	529,522
Giant Steps Sydney Limited	NSW	306,525	683,552	0	0	7,558	0	70,398	0	0	0	0	1,068,033
Glenaeon Rudolf Steiner School Limited	NSW	877,255	52,096	0	0	62,099	0	123,910	0	0	0	0	1,115,360
Greek Orthodox Church & Community Bankstown & District St Euphemia Ltd.	NSW	4,169,497	185,749	0	7,778	458,377	0	0	0	0	0	0	4,821,401
Greek Orthodox Parish & Community of Belmore & District All Saints Limited	NSW	3,227,512	396,278	0	4,446	226,276	0	0	0	0	0	0	3,854,512
Green Point Christian College Limited	NSW	5,832,643	518,668	24,586	1,151	283,911	0	0	0	0	0	0	6,660,959
Greenacre Baptist Christian Community School Limited	NSW	1,328,973	0	2,725	2,420	45,952	0	110,369	0	0	0	0	1,490,439
Hamazkaine - Ashak and Sophie Galstaun College Limited	NSW	1,358,689	38,512	0	0	164,773	0	123,957	0	0	-10,000	0	1,675,931

Name	State	Base	Students with disability	Aboriginal and Torres Strait Islander	Low English proficiency	Socio educational disadvantage	Location	Size	Special Circumstances Funding	Prescribed Circumstances Funding	Adjustments ⁷	Previous Legislation	Total Funding
Hastings Association for Christian Education Ltd	NSW	1,636,217	349,853	55,535	0	229,621	85,705	117,257	0	0	0	0	2,474,188
Hawkesbury Independent School INC	NSW	290,314	0	2,661	0	9,709	0	92,038	0	0	0	0	394,722
Highfields Preparatory and Kindergarten School Limited	NSW	105,760	56,527	0	0	57,426	0	98,342	0	0	0	0	318,055
HopePoint Christian School Limited	NSW	337,169	119,192	3,541	0	20,832	0	79,755	0	0	0	0	560,489
Hunter Christian School Limited	NSW	2,437,496	263,093	17,587	1,044	173,851	0	70,485	0	0	0	0	2,963,556
Hunter Trade College Ltd	NSW	1,237,651	74,499	25,043	0	238,204	0	131,398	0	0	0	0	1,706,795
Hunter Valley Grammar School	NSW	6,229,777	301,081	30,090	2,385	171,069	0	0	0	0	-1,252	0	6,733,150
Illawarra Association for Christian Parent Controlled Education	NSW	4,817,209	519,010	32,038	8,984	249,275	0	0	0	0	0	0	5,626,516
Inaburra Communications Ltd	NSW	4,223,101	290,471	8,660	3,745	169,872	0	0	0	0	0	0	4,695,849
Inner Sydney Montessori Association	NSW	376,958	103,109	0	0	10,238	0	179,382	0	0	0	0	669,687
International Society for Krishna Consciousness Incorporation	NSW	391,350	0	2,984	0	58,210	0	111,648	0	0	0	0	564,192
Irfan College Limited	NSW	609,746	0	0	19,356	192,272	0	119,147	0	0	0	0	940,521
Jervis Bay Christian Community School Limited	NSW	170,410	0	2,688	0	26,562	0	85,097	0	0	-359	0	284,399
John Colet Schools	NSW	592,147	160,337	0	0	3,392	0	107,286	1	0	0	0	863,162
Kamaroi Rudolf Steiner School Limited	NSW	724,259	26,743	0	0	21,010	0	116,314	0	0	0	0	888,326
Kambala	NSW	2,008,681	0	13,982	1,808	30,487	0	0	0	0	0	0	2,054,958
Kesser Torah College Limited	NSW	2,554,962	43,518	0	0	60,067	0	84,986	0	0	0	0	2,743,533
Kincoppal - Rose Bay School Limited	NSW	1,775,285	314,238	19,888	0	32,173	0	0	0	0	0	0	2,141,584

Name	State	Base	Students with disability	Aboriginal and Torres Strait Islander	Low English proficiency	Socio educational disadvantage	Location	Size	Special Circumstances Funding	Prescribed Circumstances Funding	Adjustments ²	Previous Legislation	Total Funding
Kindlehill Ltd	NSW	454,645	74,754	0	0	14,956	0	96,141	0	0	0	0	640,496
Kinna Limited	NSW	160,575	23,298	0	0	9,199	0	67,555	0	0	0	0	260,627
Koinonia Christian Academy Inc School	NSW	137,838	0	17,659	0	29,878	175,445	83,367	0	0	-18,397	0	425,790
Korowal School Limited	NSW	928,027	373,675	7,827	0	27,795	0	105,962	0	0	0	0	1,443,286
Lakes Grammar An Anglican School Board	NSW	5,928,362	855,238	34,748	1,069	479,654	0	0	0	0	0	0	7,299,071
Liberty Church Inc	NSW	44,494	13,136	6,861	0	20,776	5,709	57,133	0	0	-1,860	0	146,249
Lindfield Montessori Society Incorporated	NSW	5,734	6,665	0	0	3,113	0	30,922	0	0	0	0	46,434
Lindisfarne Anglican School	NSW	6,290,498	291,528	13,064	2,248	210,545	0	0	0	0	0	0	6,807,883
Linuwel School Ltd	NSW	1,347,579	0	4,396	1,065	69,341	0	120,871	0	0	0	0	1,543,252
Liverpool/Campbelltown Christian School Ltd	NSW	7,052,193	1,130,880	17,364	7,910	542,766	0	0	0	0	0	0	8,751,113
Loreto Kirribilli Limited	NSW	4,870,586	1,031,418	0	0	50,014	0	0	0	0	0	0	5,952,018
Loreto Normanhurst Limited	NSW	3,854,476	221,176	41,368	0	86,617	0	0	0	0	0	0	4,203,637
Lorien Novalis School for Rudolf Steiner Education Ltd	NSW	891,886	71,220	2,272	3,298	130,166	0	96,184	0	0	0	0	1,195,026
Lutheran Primary School Wagga Wagga Limited	NSW	1,821,739	88,627	5,020	2,044	92,505	7,934	0	0	0	0	0	2,017,869
Lycee Condorcet - the French School of Sydney Limited	NSW	1,620,823	0	0	3,130	21,224	0	0	0	0	0	0	1,645,177
Macarthur Anglican School	NSW	4,340,388	315,345	16,190	0	192,394	0	0	0	0	0	0	4,864,317
Macleay Valley Workplace Learning Centre Incorporated	NSW	567,012	80,948	507,003	0	219,027	63,522	122,376	0	0	0	0	1,559,888
Macquarie Grammar School Limited	NSW	77,160	0	2,731	0	35,657	0	55,757	76,673	0	-76,673	0	171,305
Macquarie University	NSW	158,394	353,219	0	0	3,731	0	58,987	0	0	0	0	574,331
Maitland Christian School Limited	NSW	3,182,333	426,119	8,788	3,949	320,929	0	0	0	0	0	0	3,942,118

Name	State	Base	Students with disability	Aboriginal and Torres Strait Islander	Low English proficiency	Socio educational disadvantage	Location	Size	Special Circumstances Funding	Prescribed Circumstances Funding	Adjustments ⁷	Previous Legislation	Total Funding
Malek Fahd Islamic School Limited	NSW	16,227,687	14,085	9,200	80,183	1,258,803	0	0	0	0	-22,274	2,002	17,569,687
Manly Warringah Montessori Society	NSW	21,723	12,281	0	0	5,019	0	49,855	0	0	0	0	88,878
Marrickville Community Training Centre Inc.	NSW	395,889	458,176	11,877	0	42,992	0	78,566	373,229	0	-373,229	0	987,500
Masada College	NSW	1,028,441	297,218	0	1,122	420,619	0	179,630	0	0	-417,903	0	1,509,127
Mater Dei School	NSW	724,488	1,615,608	3,283	0	99,500	0	91,758	0	0	0	0	2,534,637
Medowie Christian School Limited	NSW	2,147,778	202,515	10,453	1,127	218,983	0	84,917	0	0	0	0	2,665,773
Melkite Catholic Eparchy Corporation	NSW	1,300,595	129,226	0	7,414	191,480	0	103,416	0	0	0	0	1,732,131
Meriden School	NSW	3,712,118	165,968	11,087	6,107	73,493	0	0	0	0	0	0	3,968,773
Minimbah Preschool, Primary School Aboriginal Corporation Incorporated	NSW	354,218	77,762	425,061	0	161,952	36,427	74,333	0	0	0	0	1,129,753
Moama Anglican Grammar Ltd	NSW	4,656,268	55,535	7,729	0	319,670	112,766	0	0	0	0	0	5,151,968
Monte Sant' Angelo Mercy College Limited	NSW	5,459,428	130,858	0	0	199,605	0	0	0	0	0	0	5,789,891
Moree Christian School INC	NSW	562,188	26,109	42,648	0	53,287	157,817	124,874	0	0	0	0	966,923
Moriah War Memorial College Association	NSW	3,220,050	668,177	0	0	134,345	0	0	0	0	0	0	4,022,572
Mosman Church of England Preparatory School Limited	NSW	417,743	120,653	0	0	672	0	0	0	0	0	0	539,068
Mount Annan Christian College Ltd	NSW	2,949,730	509,527	11,757	0	364,495	0	0	0	0	0	0	3,835,509
Mount Sinai College	NSW	937,905	67,019	0	0	5,881	0	14,574	0	0	0	0	1,025,379
Mount St Benedict College	NSW	6,173,856	643,399	3,863	7,828	331,039	0	0	0	0	0	0	7,159,985
Mumbulla School for Rudolf Steiner Education Limited	NSW	992,580	70,735	4,131	0	42,187	174,116	102,551	0	0	0	0	1,386,300
Nambucca Valley Christian Community School	NSW	600,063	34,770	31,797	0	96,167	81,605	106,362	0	0	0	0	950,764

Name	State	Base	Students with disability	Aboriginal and Torres Strait Islander	Low English proficiency	Socio educational disadvantage	Location	Size	Special Circumstances Funding	Prescribed Circumstances Funding	Adjustments ²	Previous Legislation	Total Funding
Namoi Valley Christian School INC	NSW	111,315	22,554	3,614	727	25,974	51,502	98,095	0	0	0	0	313,781
NEGS Limited	NSW	1,198,347	48,665	8,818	0	51,636	145,646	124,014	0	0	0	0	1,577,126
Nepean District Christian Education Association LTD	NSW	1,566,753	160,806	6,678	0	231,042	0	104,266	0	0	0	0	2,069,545
Newcastle Grammar School Limited	NSW	3,217,391	227,427	1,642	0	46,778	0	0	0	0	0	0	3,493,238
Newcastle Waldorf School Ltd	NSW	740,881	0	5,723	0	34,368	0	112,065	0	0	0	0	893,037
Northcross Limited	NSW	1,454,589	217,456	0	0	10,241	0	0	0	0	0	0	1,682,286
Northern Beaches Christian School	NSW	7,450,257	415,943	9,054	3,864	239,512	0	0	0	0	0	0	8,118,630
Northern Beaches Montessori Association	NSW	22,269	0	0	0	3,313	0	32,904	0	0	0	0	58,486
Northholm Grammar School Ltd	NSW	1,319,222	246,155	0	0	135,895	0	140,515	0	0	0	0	1,841,787
Northside Montessori Society	NSW	136,155	30,678	0	0	5,260	0	133,429	0	0	0	0	305,522
Norwest Christian College Limited	NSW	2,253,968	69,196	6,246	0	243,720	0	87,860	0	0	0	0	2,660,990
Nowra Baptist Church Christian Community School Ltd	NSW	2,050,266	156,451	5,953	0	171,114	0	127,620	0	0	0	0	2,511,404
Oakhill College	NSW	9,738,509	904,920	68,569	5,194	620,155	0	0	0	0	0	0	11,337,347
Odyssey House NSW	NSW	1,194,250	0	26,982	0	129,692	0	157,765	0	0	0	0	1,508,689
OneSchool Global NSW	NSW	7,249,634	334,359	0	0	1,524,398	0	0	0	0	0	0	9,108,391
Orange Christian Schools Ltd	NSW	1,711,192	236,947	25,330	0	160,255	42,222	123,909	0	0	-4,116	0	2,295,739
Our Lady of Mercy College Parramatta	NSW	5,200,336	421,690	10,145	8,278	229,384	0	0	0	0	0	0	5,869,833
Oxford Falls Grammar School Limited	NSW	3,804,035	636,312	0	0	133,217	0	0	0	0	0	0	4,573,564
Oxley College Limited	NSW	2,855,812	0	3,394	2,386	33,949	0	54,586	0	0	-5,106	0	2,945,021

Name	State	Base	Students with disability	Aboriginal and Torres Strait Islander	Low English proficiency	Socio educational disadvantage	Location	Size	Special Circumstances Funding	Prescribed Circumstances Funding	Adjustments ⁷	Previous Legislation	Total Funding
Pacific Coast Christian School Limited	NSW	1,954,153	341,454	132,127	0	407,583	0	111,150	0	0	0	0	2,946,467
Pacific Hills Christian Education Limited	NSW	4,625,172	631,244	17,453	0	197,749	0	0	0	0	0	0	5,471,618
Pacific Valley Christian School Ltd	NSW	734,536	12,242	28,833	0	138,184	60,928	121,203	0	0	0	0	1,095,926
Pal Buddhist School Limited	NSW	392,170	0	0	0	41,359	0	93,856	0	0	0	0	527,385
PARED Ltd	NSW	7,960,910	368,101	0	3,639	377,250	0	185,492	0	0	0	0	8,895,392
Parkes Christian School Limited	NSW	1,237,814	275,069	42,450	0	221,587	182,588	132,258	0	0	0	7,905	2,099,671
Penrith Christian School	NSW	3,684,049	617,713	30,808	3,206	491,121	0	0	0	0	0	0	4,826,897
Provincial of Order of Hermits of Saint Augustine In Australasia	NSW	6,691,932	591,201	19,931	3,690	252,875	0	0	0	0	0	0	7,559,629
Queenwood School for Girls LTD	NSW	2,232,050	142,831	0	0	32,814	0	0	0	0	0	0	2,407,695
Rainbow Ridge School for Steiner Education Limited	NSW	386,147	0	7,039	0	24,550	21,117	108,466	0	0	0	0	547,319
Reddam House Limited	NSW	2,090,008	0	0	1,650	59,236	0	0	0	0	0	0	2,150,894
Redeemer Baptist School Ltd	NSW	1,745,996	451,767	4,332	7,409	71,341	0	100,628	0	0	0	0	2,381,473
Redfern Jarjum College Ltd	NSW	131,315	86,204	157,578	0	64,104	0	124,977	0	0	0	0	564,178
Rissalah College Ltd	NSW	3,340,048	0	0	27,759	430,795	0	0	0	0	0	0	3,798,602
Robinson Education Centre Incorporated	NSW	238,173	98,445	50,314	0	85,729	51,761	98,182	0	0	0	0	622,604
Rosebank College	NSW	7,137,695	984,512	12,590	0	664,770	0	0	0	0	0	0	8,799,567
Royal Institute for Deaf and Blind Children	NSW	685,236	1,528,077	1,549	0	47,858	0	234,308	0	0	-109,314	0	2,387,714
S.C.E.G.S Darlinghurst Limited	NSW	1,914,492	0	26,570	0	18,851	0	0	0	0	-2,112	0	1,957,801
Saint Mary MacKillop College Albury Limited	NSW	436,349	32,345	0	0	24,098	0	103,906	0	0	0	0	596,698

Name	State	Base	Students with disability	Aboriginal and Torres Strait Islander	Low English proficiency	Socio educational disadvantage	Location	Size	Special Circumstances Funding	Prescribed Circumstances Funding	Adjustments ⁷	Previous Legislation	Total Funding
Saint Mary MacKillop Colleges Limited	NSW	683,148	0	0	0	46,312	3,289	124,190	0	0	0	0	856,939
Salamah College Limited	NSW	4,247,182	12,174	0	137,656	1,034,411	0	0	2,789,582	0	-2,789,582	0	5,431,423
Santa Sabina College LTD	NSW	4,856,194	631,802	4,586	2,415	118,356	0	0	0	0	-1,517	0	5,611,837
Sapphire Coast Anglican College	NSW	1,868,025	229,797	3,872	0	176,486	327,117	113,302	0	0	0	0	2,718,599
Sathya Sai School (NSW) Inc	NSW	693,329	80,888	9,259	0	53,272	0	100,517	0	0	0	0	937,265
SCECCS Redlands Limited	NSW	2,411,372	93,571	0	1,327	49,811	0	0	0	0	0	0	2,556,081
Seventh-Day Adventist Schools (Greater Sydney) Limited	NSW	9,576,418	435,757	52,565	18,674	1,209,869	0	419,570	0	0	0	0	11,712,853
Seventh-Day Adventist Schools (North New South Wales) Limited	NSW	21,215,050	2,548,994	452,337	6,194	2,087,701	389,684	590,844	0	0	-12,408	0	27,278,396
Shearwater The Mullumbimby Steiner School Limited	NSW	3,564,645	29,037	30,741	0	172,738	0	0	0	0	0	0	3,797,161
Sherwood Hills Christian School Ltd	NSW	675,646	142,151	11,195	2,527	93,157	0	99,713	0	0	0	0	1,024,389
Snowy Mountains Christian School Limited	NSW	481,822	11,479	1,303	0	46,452	17,559	108,949	0	0	0	0	667,564
Snowy Mountains Grammar School Limited	NSW	1,274,231	26,665	11,418	0	57,766	256,376	134,758	0	0	0	0	1,761,214
Society of St Plus X LTD	NSW	101,097	0	0	0	17,040	0	70,036	0	0	0	0	188,173
Southern Cross Baptist Church Christian School INC.	NSW	93,081	10,193	0	0	8,874	0	53,421	0	0	0	0	165,569
Southern Highlands Association for Steiner Education Incorporated	NSW	90,588	0	0	0	23,189	0	109,260	0	0	0	0	223,037
Southern Highlands Christian School LTD	NSW	1,848,923	343,180	2,525	0	152,102	0	88,166	0	0	-2,549	0	2,432,348
Southside Montessori Society	NSW	209,994	17,349	0	0	4,448	0	75,455	0	0	0	0	307,246
St Bishoy Coptic Orthodox College	NSW	1,922,906	79,216	0	9,251	177,198	0	128,114	0	0	0	0	2,316,685

Name	State	Base	Students with disability	Aboriginal and Torres Strait Islander	Low English proficiency	Socio educational disadvantage	Location	Size	Special Circumstances Funding	Prescribed Circumstances Funding	Adjustments ⁷	Previous Legislation	Total Funding
St Columba Anglican School Council Incorporated	NSW	6,114,666	761,746	18,272	6,939	247,154	320,099	0	0	0	0	0	7,468,876
St George Christian School Ltd	NSW	4,174,735	201,173	1,675	1,260	123,227	0	0	0	0	0	0	4,502,070
St Johns Lutheran School Jindera Incorporated	NSW	1,501,733	181,065	3,849	0	140,001	0	23,625	0	0	0	0	1,850,273
St Lucy's School	NSW	614,417	1,370,151	0	0	11,546	0	70,891	0	0	0	0	2,067,005
St Lukes Scone Grammar School Council	NSW	3,427,265	98,787	9,846	0	413,382	290,976	0	0	0	0	0	4,240,256
St Mary and St Mina's Coptic Orthodox College	NSW	2,081,447	46,535	0	1,391	46,950	0	152,183	0	0	0	0	2,328,506
St Mary Star of the Sea College Limited	NSW	7,876,323	610,643	14,809	7,400	488,918	0	0	0	0	0	0	8,998,093
St Patrick's College	NSW	4,573,995	567,983	46,397	3,471	538,852	0	0	0	0	0	0	5,730,698
St Paul's College Ltd	NSW	1,321,141	407,784	23,402	0	282,829	110,989	119,871	0	0	0	0	2,266,016
St Pauls Grammar School Penrith LTD	NSW	4,165,238	934,048	9,507	32,059	298,293	0	0	0	0	0	0	5,439,145
St Pauls International College	NSW	186,213	0	0	0	11,061	0	51,303	0	0	0	0	248,577
St Paul's Lutheran Primary School, Henty Incorporated	NSW	286,999	9,885	2,480	0	45,595	38,174	85,991	0	0	0	0	469,124
St Peter's Anglican College	NSW	2,547,549	116,424	43,226	0	231,149	211,525	101,416	0	0	0	0	3,251,289
St Philip's Christian Education Foundation Ltd	NSW	13,951,596	3,072,215	52,419	5,824	921,543	0	105,538	0	0	-5,682	0	18,103,453
St Scholastica's College	NSW	7,072,059	306,644	258,794	2,247	306,321	0	0	0	0	0	0	7,946,065
St Stanislaus' College Bathurst	NSW	3,700,020	297,931	82,738	7,894	353,460	0	78,033	0	0	0	0	4,520,076
St Vincent's College Limited	NSW	2,901,967	188,154	102,084	0	134,280	0	109,512	0	0	0	0	3,435,997
Stella Maris College	NSW	5,941,292	517,298	0	2,245	267,426	0	0	0	0	0	0	6,728,261
Suburban Islamic Association	NSW	255,092	12,260	0	0	31,814	0	106,647	0	0	0	0	405,813
Summerland Christian Life Centre Ltd	NSW	2,633,217	402,220	99,488	0	287,454	0	196,060	0	0	-10,000	0	3,608,439

Name	State	Base	Students with disability	Aboriginal and Torres Strait Islander	Low English proficiency	Socio educational disadvantage	Location	Size	Special Circumstances Funding	Prescribed Circumstances Funding	Adjustments ²	Previous Legislation	Total Funding
Sun Artistry Limited	NSW	357,748	0	0	0	20,523	6,811	104,343	0	0	0	0	489,425
Sydney Church of England Grammar School Council	NSW	2,776,361	49,088	7,127	10,689	86,223	0	0	0	0	0	0	2,929,488
Sydney Japanese School Limited	NSW	365,774	19,083	0	0	4,005	0	84,195	0	0	0	0	473,057
Sydney Montessori School Limited	NSW	276,422	0	0	0	25,413	0	91,530	0	0	-8,637	0	384,728
Sylvanvale Foundation Limited	NSW	37,793	84,279	0	0	4,105	0	40,765	0	0	0	0	166,942
Tallowood Steiner School INC	NSW	107,692	0	13,462	0	14,852	27,378	80,666	0	0	0	0	244,050
Tambelin Independent School Inc	NSW	109,974	0	0	0	6,720	0	85,957	0	0	0	0	202,651
Taree Christian Community School LTD	NSW	3,496,340	265,550	176,416	2,370	635,812	77,696	0	0	0	0	0	4,654,184
The Abraham Kuyper Christian Education Association Limited	NSW	519,246	129,511	1,118	0	35,121	0	95,087	0	0	0	0	780,083
The Armidale School	NSW	2,865,384	26,418	35,542	0	106,730	333,509	31,971	0	0	0	0	3,399,554
The Armidale Waldorf School LTD	NSW	556,301	0	4,948	1,014	31,020	64,929	85,667	0	0	0	0	743,879
The Association for Christian Education of Blacktown Ltd	NSW	4,481,300	569,735	10,189	9,822	424,893	0	0	0	0	0	0	5,495,939
The Athena School Limited	NSW	87,796	0	0	0	4,134	0	67,540	0	0	0	0	159,470
The Australian Institute of Music Limited	NSW	216,739	0	4,864	0	46,498	0	87,640	0	0	0	2,916	358,657
The Australian Province of the Society of Jesus	NSW	4,073,335	623,622	87,163	0	98,418	0	0	0	0	0	0	4,882,538
The Casuarina School Co-Operative LTD	NSW	591,341	104,971	2,451	791	33,598	48,781	91,310	0	0	-9,611	0	863,633
The Christian Parent-Controlled School Wellington Limited	NSW	96,130	0	4,747	0	13,281	25,779	115,209	0	0	-34,742	274	220,678
The Coast Christian School Limited	NSW	686,596	107,137	6,115	0	35,535	0	84,722	0	0	0	0	920,105

Name	State	Base	Students with disability	Aboriginal and Torres Strait Islander	Low English proficiency	Socio educational disadvantage	Location	Size	Special Circumstances Funding	Prescribed Circumstances Funding	Adjustments ⁷	Previous Legislation	Total Funding
The Contributors Society Ltd	NSW	843,932	0	11,270	0	150,290	0	127,445	0	0	0	0	1,132,937
The Council of Abbotsleigh	NSW	2,837,118	137,472	31,344	5,402	33,320	0	0	0	0	0	1,822	3,046,478
The Council of Barker College	NSW	4,256,286	357,503	6,455	0	47,221	0	0	0	0	0	0	4,667,465
The Council of St Andrew's Cathedral School	NSW	2,939,820	665,431	192,860	3,010	83,498	0	80,746	0	0	0	0	3,965,365
The Council of St Catherine's School Waverley	NSW	3,095,125	229,671	16,608	1,290	64,425	0	0	0	0	0	0	3,407,119
The Council of Tara Anglican School for Girls	NSW	2,392,713	223,068	1,611	0	44,351	0	0	0	0	0	0	2,661,743
The Council of the King's School	NSW	6,329,182	201,859	5,274	0	111,266	0	86,912	0	0	-2,432	0	6,732,062
The Council of Trinity Grammar School	NSW	7,537,874	887,023	1,542	3,636	109,677	0	0	0	0	-3,348	0	8,536,404
The Ebenezer Foundation Ltd	NSW	332,071	9,557	0	0	38,421	0	89,489	0	0	0	0	469,538
The Greek Orthodox Parish of South East Sydney	NSW	3,493,384	153,732	0	1,317	168,107	0	0	0	0	0	0	3,816,540
The Hills Grammar School	NSW	2,507,523	426,722	0	1,088	78,040	0	0	0	0	0	0	3,013,373
The Illawarra Grammar School	NSW	4,356,307	512,225	17,685	3,620	82,723	0	0	0	0	-2,264	0	4,970,297
The International Grammar School Sydney LTD	NSW	3,092,007	277,694	34,205	1,421	58,940	0	0	0	0	0	0	3,464,267
The John Wycliffe Christian Education Association Ltd	NSW	2,462,635	924,660	12,587	2,154	143,493	0	1,831	0	0	-1,479	0	3,545,881
The Joseph Varga School	NSW	193,513	431,533	0	0	31,350	0	56,572	0	0	-178,242	0	534,726
The Manning Valley Anglican College Council	NSW	1,742,364	292,322	54,967	0	353,170	41,275	127,810	0	0	0	0	2,611,908
The Maronite Sisters of the Holy Family	NSW	6,751,791	545,382	0	62,284	1,539,455	0	0	0	0	0	0	8,898,912
The McDonald College Limited	NSW	975,095	70,102	6,490	0	45,683	0	144,016	0	0	0	0	1,241,386

Name	State	Base	Students with disability	Aboriginal and Torres Strait Islander	Low English proficiency	Socio educational disadvantage	Location	Size	Special Circumstances Funding	Prescribed Circumstances Funding	Adjustments ⁷	Previous Legislation	Total Funding
The Muslim League of New South Wales Incorporated	NSW	6,505,590	0	0	51,466	1,014,675	0	0	0	0	0	0	7,571,731
The Peninsula Montessori Association Ltd	NSW	333,632	150,977	0	738	8,718	0	71,299	0	0	0	0	565,364
The Pittwater House Schools Ltd	NSW	2,585,134	123,377	3,366	0	50,265	0	0	0	0	0	0	2,762,142
The Presbyterian Church (New South Wales) Property Trust for Casino Presbyterian Church	NSW	1,063,220	299,112	40,258	815	178,146	0	112,439	0	0	0	0	1,693,990
The Presbyterian Church New South Wales Property Trust	NSW	12,041,470	748,566	123,706	2,748	467,704	263,413	474,997	0	0	-9,155	0	14,113,450
The Riverina Anglican College Board	NSW	3,957,580	51,829	20,109	0	247,840	65,310	85,929	0	0	0	0	4,428,597
The Sutherland Shire Christian School Association Limited	NSW	4,323,878	615,331	1,707	0	230,365	0	0	0	0	-674	0	5,170,608
The Tamworth Christian Education Association Limited	NSW	3,832,524	480,097	132,126	940	319,014	263,079	102,798	0	0	0	0	5,130,578
The Trustees of the Sydney Grammar School	NSW	3,935,602	158,137	2,315	0	9,068	0	0	0	0	0	0	4,105,122
The Uniting Church in Australia Property Trust (NSW)	NSW	22,220,396	2,149,426	131,459	15,993	437,855	159,045	179,883	0	0	0	0	25,294,057
The William Branwhite Clarke College Council	NSW	9,137,565	407,965	25,418	2,050	358,760	0	0	0	0	0	0	9,931,758
Thomas More Schools Incorporated	NSW	76,846	0	0	0	17,647	21,009	60,064	0	0	-44,132	0	131,434
Toongabbie Christian College Ltd	NSW	4,723,473	664,574	8,514	4,493	300,334	0	0	0	0	0	0	5,701,388
Trinity Anglican College (Albury) Ltd.	NSW	4,546,589	291,649	5,842	0	200,701	0	0	0	0	0	0	5,044,781
Trinity Catholic College Lismore Ltd	NSW	7,607,766	1,050,696	70,532	13,312	1,011,185	0	0	0	0	0	0	9,753,491

Name	State	Base	Students with disability	Aboriginal and Torres Strait Islander	Low English proficiency	Socio educational disadvantage	Location	Size	Special Circumstances Funding	Prescribed Circumstances Funding	Adjustments	Previous Legislation	Total Funding
Trustees of the Jesuit Fathers Roman Catholic Communities Lands Act NSW	NSW	5,171,041	541,474	0	0	59,430	0	0	0	0	0	0	5,771,945
Trustees of the Lebanese Maronite Order	NSW	6,966,071	628,355	0	36,837	918,541	0	0	0	0	0	0	8,549,804
Trustees of the Marist Brothers	NSW	6,317,154	652,636	121,140	2,368	745,334	0	0	0	0	0	0	7,838,632
Trustees of the Marist Brothers	NSW	5,145,688	1,148,326	108,202	3,968	208,925	0	99,343	0	0	0	0	6,714,452
Trustees of the Maronite Sisters of the Holy Family	NSW	2,238,794	611,779	0	22,652	306,988	0	0	0	0	0	0	3,180,213
Tuggerah Lakes Community College Limited	NSW	371,937	100,888	15,110	0	27,563	0	79,084	0	0	0	0	594,582
Tuntale Falls Community Primary School	NSW	232,136	23,478	3,140	0	22,786	12,115	102,113	0	0	0	0	395,768
Unity Grammar College Ltd	NSW	5,560,650	0	0	39,790	728,375	0	0	0	0	0	0	6,328,815
Wagga Wagga Christian College	NSW	2,698,148	242,500	24,231	13,746	309,247	11,524	0	0	0	0	0	3,299,396
Warrah Society	NSW	67,829	151,260	0	0	7,366	0	22,156	0	0	0	0	248,611
Waverley Action for Youth Services	NSW	223,622	0	4,764	0	15,505	0	53,297	0	0	0	0	297,188
Wenona School Ltd	NSW	2,257,614	125,348	9,165	0	29,095	0	0	0	0	0	0	2,421,222
Western College Incorporated	NSW	206,096	53,030	109,161	0	0	22,198	52,876	0	0	0	0	443,361
Westmead Christian Grammar School Limited	NSW	336,135	62,402	1,014	834	54,013	0	80,696	0	0	-139,208	0	395,886
William Campbell College	NSW	18,557	25,887	0	0	578	0	20,017	0	0	0	0	65,039
Winifred West Schools Limited	NSW	2,105,802	0	3,421	0	23,796	0	248,999	0	0	0	0	2,382,018
Woodbury Autism Education and Research Limited	NSW	99,518	221,925	0	0	3,872	0	43,610	0	0	-92,231	0	276,694
Workers Educational Association - Hunter	NSW	430,147	246,177	9,163	0	46,713	0	88,045	0	0	0	0	820,245

Name	State	Base	Students with disability	Aboriginal and Torres Strait Islander	Low English proficiency	Socio educational disadvantage	Location	Size	Special Circumstances Funding	Prescribed Circumstances Funding	Adjustments ²	Previous Legislation	Total Funding
Workers' Educational Association Illawarra	NSW	263,223	184,958	41,856	1,198	66,140	0	56,502	0	0	0	0	613,877
Wyong Christian Community School Limited	NSW	3,687,345	453,216	2,832	1,024	339,914	0	0	0	0	0	0	4,484,431
Yanginook LTD	NSW	50,236	14,827	2,288	0	1,734	0	64,487	0	0	0	0	133,572
Yeshiva College Bondi Limited	NSW	357,241	0	0	0	5,650	0	119,643	0	0	0	0	482,534
Youth Off The Streets Limited	NSW	790,703	637,801	178,944	3,377	197,274	0	181,827	0	0	-6,597	0	1,983,329
YOUTHCONNECTIONS. COMAU	NSW	308,743	49,223	83,172	0	0	0	69,132	0	0	0	0	510,270
Catholic Church of the Diocese of Darwin Property Trust Inc	NT	26,849,492	4,443,588	10,007,910	297,412	5,733,659	9,537,284	1,443,242	0	382,283	-1,214,849	0	57,480,021
Haileybury Rendall School	NT	3,962,370	236,295	912,432	11,805	662,135	693,207	66,622	0	364,973	-10,000	0	6,899,839
Milkwood Steiner School Association Incorporated	NT	224,675	31,462	4,408	0	17,033	46,336	68,420	0	0	0	0	392,334
NT Christian Schools	NT	7,196,198	944,155	1,272,068	50,250	1,321,478	2,653,751	836,886	0	287,667	-9,424	14,370	14,567,399
Nyangatjatjara Aboriginal Corporation	NT	338,231	550,472	405,878	7,296	169,116	318,716	92,466	0	0	0	0	1,882,175
The Alice Springs Steiner Association	NT	627,723	87,509	17,498	0	22,124	267,266	84,579	0	0	0	0	1,106,699
The Essington School Darwin Limited	NT	6,105,498	147,414	48,944	0	269,893	1,315,043	0	0	0	0	0	7,886,792
Tjwi Education Board Incorporated	NT	401,568	274,185	470,763	24,395	179,765	390,869	98,648	0	188,305	0	0	2,028,498
Uniting Church In Australia Property Trust (NT)	NT	3,375,685	442,058	213,160	6,566	191,264	1,595,949	24,638	0	85,264	0	0	5,934,584
Yipirinya School Council Inc	NT	767,650	248,318	921,180	34,414	295,105	258,712	94,726	0	0	0	0	2,620,105
A B Paterson College Limited	QLD	7,478,333	322,830	8,865	4,445	241,686	0	0	0	0	0	0	8,056,159
A S G School Incorporated	QLD	2,332,817	64,111	81,657	0	406,805	598,470	128,300	0	0	0	0	3,612,160

Name	State	Base	Students with disability	Aboriginal and Torres Strait Islander	Low English proficiency	Socio educational disadvantage	Location	Size	Special Circumstances Funding	Prescribed Circumstances Funding	Adjustments ⁷	Previous Legislation	Total Funding
Aboriginal & Islander Independent Community School Incorporated	QLD	1,005,829	384,910	1,043,487	0	419,236	0	84,410	0	0	0	0	2,937,872
All Saints Anglican School Limited	QLD	10,055,681	375,450	30,626	1,355	172,106	0	0	0	0	-4,946	0	10,630,272
Ananda Marga Education Limited	QLD	717,054	56,426	2,609	0	60,651	0	98,165	0	0	0	0	934,905
Australian Christian College - Moreton Ltd	QLD	3,473,121	79,124	28,937	0	862,945	0	0	0	0	0	0	4,444,127
Australian Industry Trade College Ltd	QLD	2,103,467	73,764	10,346	0	297,163	0	156,121	0	0	0	0	2,640,861
Australian International Islamic College Board Inc.	QLD	3,172,949	25,615	0	144,369	988,638	0	0	0	0	0	0	4,331,571
Australian Trade College North Brisbane Ltd	QLD	1,178,591	46,245	13,798	0	166,503	0	163,131	0	0	0	0	1,568,268
Autism Queensland Limited	QLD	244,949	546,236	0	0	26,600	0	74,492	0	0	0	0	892,277
Blackall Range Independent School Association Inc	QLD	270,093	141,876	4,970	0	21,153	0	129,658	0	0	-31,028	0	536,722
Blackheath and Thornburgh College	QLD	1,130,308	38,086	109,661	0	198,441	304,617	128,723	0	0	0	0	1,909,836
Board of Trustees of the Brisbane Grammar School	QLD	5,431,490	166,209	18,398	8,648	31,881	0	0	0	0	0	0	5,656,626
Board of Trustees of the Ipswich Girls Grammar School	QLD	5,011,779	132,312	69,112	1,327	227,543	0	0	0	0	0	0	5,442,073
Board of Trustees of the Ipswich Grammar School	QLD	5,547,793	275,159	128,460	7,609	313,468	0	0	0	0	0	0	6,272,489
Board of Trustees of the Rockhampton Girls' Grammar School	QLD	1,988,571	104,043	80,925	0	237,734	67,527	130,634	0	0	0	0	2,609,434
Board of Trustees of the Rockhampton Grammar School	QLD	8,598,981	224,501	30,591	0	510,312	297,252	0	0	0	0	0	9,661,637
Board of Trustees of the Toowoomba Grammar School	QLD	7,000,981	266,677	43,812	0	289,017	0	0	0	0	0	0	7,600,487

Name	State	Base	Students with disability	Aboriginal and Torres Strait Islander	Low English proficiency	Socio educational disadvantage	Location	Size	Special Circumstances Funding	Prescribed Circumstances Funding	Adjustments ²	Previous Legislation	Total Funding
Brisbane Christian College	QLD	3,236,600	250,211	13,697	0	406,698	0	0	0	0	0	0	3,907,206
Brisbane Girls Grammar School	QLD	3,993,333	65,677	14,484	2,917	27,461	0	0	0	0	0	0	4,103,872
Brisbane Independent School Incorporated	QLD	262,863	0	4,123	0	18,578	0	141,108	0	0	0	0	426,672
Bundaberg Christian College Limited	QLD	4,506,811	345,072	16,653	1,302	670,137	0	0	0	0	0	0	5,539,975
Burdekin Christian College Inc	QLD	859,239	29,111	63,467	0	204,104	190,548	97,394	0	0	0	0	1,443,863
Burnett Youth Learning Centre Ltd	QLD	327,121	75,117	13,063	0	74,887	1,141	72,044	0	0	0	0	563,373
Cairns Christian College Limited	QLD	2,453,393	334,981	92,351	4,176	219,709	392,074	0	0	0	0	0	3,496,684
Cairns Rudolf Steiner School Ltd	QLD	858,860	33,172	8,439	0	38,025	170,803	100,018	0	0	0	0	1,209,317
Caloundra Christian College Limited	QLD	2,061,635	184,599	12,713	0	289,894	0	100,107	0	0	0	0	2,648,948
Caloundra City School Limited	QLD	1,648,190	52,576	1,438	1,103	66,525	0	124,587	0	0	-6,673	0	1,887,746
Calvary Temple Christian Colleges Ltd	QLD	4,364,000	355,450	111,399	1,138	566,325	689,666	0	0	0	0	0	6,087,978
Cannon Hill Anglican College Pty Ltd	QLD	5,920,577	242,887	7,955	5,231	150,951	0	0	0	0	0	0	6,327,601
Canterbury College Limited	QLD	8,303,171	425,140	10,959	5,052	495,564	0	0	0	0	0	0	9,239,886
Central Queensland Christian College Limited	QLD	381,127	0	18,391	0	52,964	15,215	122,682	0	0	0	0	590,379
CHIL D The Association for Childhood Language & Related Disorders	QLD	341,575	730,236	0	0	13,448	0	79,798	0	0	0	0	1,165,057
Chinchilla Christian School Limited	QLD	946,161	74,797	8,024	0	180,632	178,784	93,948	0	0	0	0	1,482,346
Christian Community Ministries Ltd	QLD	20,082,549	3,811,484	301,570	52,742	2,996,775	1,026,675	452,822	0	0	-809	0	28,723,808
CHRISTIAN OUTREACH CENTRE	QLD	19,367,888	1,484,805	78,999	15,050	1,320,856	0	444	0	0	-16,727	0	22,251,316

Name	State	Base	Students with disability	Aboriginal and Torres Strait Islander	Low English proficiency	Socio educational disadvantage	Location	Size	Special Circumstances Funding	Prescribed Circumstances Funding	Adjustments ⁷	Previous Legislation	Total Funding
Community Learning Ltd	QLD	602,658	0	46,075	0	65,447	0	122,952	0	0	0	0	837,132
Cooloola Christian College Limited	QLD	2,359,174	421,675	5,974	1,101	257,893	0	72,397	0	0	-3,413	0	3,114,802
Coolum Beach Christian College Ltd	QLD	1,304,328	78,781	7,872	0	123,348	0	123,119	0	0	-5,987	0	1,631,461
Coomera Anglican College	QLD	7,368,913	272,423	4,229	2,257	473,138	0	0	0	0	0	0	8,120,960
Corporation of the Synod of Diocese of Brisbane	QLD	6,305,788	368,687	8,738	14,101	249,478	0	0	0	0	0	0	6,946,792
Corporation of the Synod of the Diocese of Brisbane St Andrew's Anglican College	QLD	6,909,082	329,575	20,231	0	185,595	0	0	0	0	0	0	7,444,483
Djarragun College Limited	QLD	1,761,837	0	2,039,124	16,949	786,511	267,662	105,570	0	815,650	0	0	5,793,303
Emmanuel College	QLD	8,777,020	247,547	9,583	0	285,986	0	0	0	0	0	0	9,320,136
Equipping for Life Ltd	QLD	1,446,636	706,684	220,771	0	164,764	0	127,895	0	0	0	0	2,666,750
External Senior School Limited	QLD	159,631	0	3,901	0	43,677	0	86,450	0	0	0	0	293,659
Fairholme College (Toowoomba) Pty Ltd	QLD	4,339,611	103,679	11,666	0	165,450	0	0	0	0	0	0	4,620,406
Faith Baptist Church Inc	QLD	535,793	13,340	9,307	0	65,766	39,564	126,335	0	0	0	0	790,105
Fraser Coast Anglican College	QLD	5,027,286	205,157	16,868	1,396	259,827	11,970	0	0	0	0	0	5,522,504
FSAC LTD	QLD	9,575,597	390,855	36,907	9,201	604,951	0	0	0	0	0	0	10,617,511
GEMS Christian Education Limited	QLD	880,371	55,974	8,175	0	132,447	294,063	86,384	0	0	-5,427	0	1,451,987
Genesis Christian College Ltd	QLD	7,412,430	385,053	13,267	1,186	462,312	0	0	0	0	0	0	8,274,248
Glasshouse Christian College Limited	QLD	5,490,834	420,286	29,783	0	652,208	0	0	0	0	0	0	6,593,111
Good Shepherd Baptist Church Ltd.	QLD	465,890	12,116	10,338	0	71,912	0	110,292	0	0	0	0	670,548
Gulf Christian College LTD	QLD	451,755	85,244	251,070	0	156,511	412,687	105,930	0	0	0	0	1,463,197
Heights College Ltd	QLD	4,672,416	250,831	128,852	4,616	571,356	151,256	0	0	0	0	0	5,779,327

Name	State	Base	Students with disability	Aboriginal and Torres Strait Islander	Low English proficiency	Socio educational disadvantage	Location	Size	Special Circumstances Funding	Prescribed Circumstances Funding	Adjustments ²	Previous Legislation	Total Funding
Hillbrook Anglican School Limited	QLD	3,755,220	373,764	6,811	0	90,788	0	168,102	0	0	0	0	4,394,685
Hillcrest Christian College Limited	QLD	5,532,709	284,251	13,463	1,086	254,538	0	0	0	0	0	0	6,086,047
Hills Educational Foundation Limited	QLD	2,447,892	26,816	2,959	1,212	254,074	0	59,398	0	0	0	0	2,792,351
Hinchinbrook Christian School Inc	QLD	39,225	0	0	0	1,722	37,455	77,395	0	0	0	0	155,797
Horizons College of Learning and Enrichment Limited	QLD	292,635	47,331	12,613	0	0	0	62,609	0	0	0	0	415,188
Impact Training Centre Ltd	QLD	269,867	0	67,910	0	40,713	51,412	81,895	0	0	0	0	511,797
Islamic College of Brisbane Limited	QLD	5,494,450	12,678	2,756	0	540,262	0	0	0	0	-38,265	0	6,011,881
John Paul College Limited	QLD	9,593,939	426,353	20,370	6,952	311,272	0	0	0	0	0	0	10,358,886
Jubilee Christian College Limited	QLD	1,330,321	110,290	16,618	490	302,669	530,596	0	0	0	0	2,073	2,293,057
Kimberley College Ltd	QLD	4,404,710	495,718	24,050	0	529,356	0	0	0	0	0	0	5,453,834
King's Christian Education Limited	QLD	9,618,064	489,756	23,876	26,906	650,570	0	0	0	0	0	0	10,809,172
Koorabyn Campus Incorporated	QLD	1,485,322	0	55,993	0	223,508	14,056	138,612	0	0	0	0	1,917,491
Leading Educational Enterprises Ltd	QLD	2,251,129	213,835	3,974	4,346	153,523	0	0	0	0	0	0	2,626,807
Lighthouse Baptist Church Rockhampton	QLD	1,120,588	109,230	12,368	0	124,564	38,842	131,737	0	0	0	0	1,537,329
Lutheran Church of Australia Queensland District	QLD	103,460,936	9,048,318	609,768	34,941	7,810,585	1,026,362	762,763	0	0	-34,996	0	122,718,677
Mackay Christian Colleges Ltd	QLD	4,887,140	227,807	78,760	1,021	827,395	490,277	0	0	0	0	0	6,512,400
Maridandi Early Childhood Community	QLD	300,811	32,778	0	0	36,985	0	95,043	0	0	0	0	465,617
Maryborough Christian Education Foundation Ltd	QLD	4,948,960	305,989	35,239	0	961,437	0	0	0	0	0	0	6,251,625

Name	State	Base	Students with disability	Aboriginal and Torres Strait Islander	Low English proficiency	Socio educational disadvantage	Location	Size	Special Circumstances Funding	Prescribed Circumstances Funding	Adjustments ⁷	Previous Legislation	Total Funding
Matthew Flinders Anglican College Limited	QLD	7,557,683	192,397	3,207	1,251	104,257	0	0	0	0	-196	0	7,858,600
Montessori International College Limited	QLD	979,943	61,046	4,280	0	73,143	0	110,225	0	0	0	0	1,228,637
Moreton Bay Briali Steiner School Association Inc.	QLD	126,209	15,343	0	0	23,232	0	133,464	0	0	0	0	298,248
Moreton Bay Boys College Ltd	QLD	2,619,992	178,964	7,750	2,354	52,190	0	0	0	0	0	0	2,861,250
Moreton Bay College	QLD	5,874,886	77,744	21,065	2,812	142,378	0	0	0	0	0	0	6,118,885
Moreton Bay Montessori Association Inc.	QLD	718,860	87,390	0	0	53,503	0	108,597	0	0	0	0	968,350
Mueller College Limited	QLD	8,487,614	858,022	28,201	12,866	962,087	0	0	0	0	0	0	10,348,790
Music Industry Community Services Limited	QLD	367,858	0	6,017	0	64,893	0	121,009	0	0	-432	0	559,345
Nambour Christian College Ltd	QLD	6,635,779	375,087	27,413	1,198	482,994	0	0	0	0	0	0	7,522,471
Noosa Pengari Steiner School Assn Inc.	QLD	1,655,053	65,130	1,426	0	80,096	0	112,885	0	0	0	0	1,914,590
Northside Christian College Ltd	QLD	7,063,597	569,720	25,372	1,528	262,051	0	0	0	0	0	0	7,922,268
Ohana Education Ltd	QLD	1,081,487	0	25,535	0	117,446	0	197,105	0	0	0	0	1,421,573
ONESCHOOL GLOBAL QLD LTD.	QLD	2,070,320	65,612	0	0	429,832	0	129,503	0	0	0	0	2,695,267
Ormiston College Limited	QLD	6,732,112	233,564	13,728	1,330	144,147	0	0	0	0	0	0	7,124,881
Parklands Christian College Limited	QLD	3,680,792	302,740	18,726	8,073	474,743	0	0	0	0	0	0	4,485,074
Peregian Beach Community College Ltd	QLD	975,598	250,051	2,574	0	72,104	0	103,821	0	0	0	0	1,404,148
Pine Community School LTD	QLD	360,285	66,630	1,268	0	13,576	0	96,598	0	0	0	0	538,357
Queensland Baptists Education Company Ltd	QLD	662,411	52,653	15,678	0	107,975	1,847	125,939	0	0	-1,860	0	964,643
Queensland Education & Cultural Foundation Limited	QLD	672,475	0	0	32,436	165,258	0	128,888	0	0	0	0	999,057

Name	State	Base	Students with disability	Aboriginal and Torres Strait Islander	Low English proficiency	Socio educational disadvantage	Location	Size	Special Circumstances Funding	Prescribed Circumstances Funding	Adjustments ⁷	Previous Legislation	Total Funding
Queensland Independent College Ltd	QLD	829,398	0	1,173	0	59,706	0	92,083	0	0	0	0	982,360
Radiant Life Education Ltd	QLD	387,857	38,786	501,963	1,901	191,456	100,531	112,461	0	0	0	0	1,334,955
Redlands Combined Independent College Inc.	QLD	7,660,841	397,027	15,906	1,430	260,891	0	0	0	0	0	0	8,336,095
Riverview Education Limited	QLD	4,905,953	246,229	75,257	0	417,158	0	0	0	0	0	0	5,644,597
Rudolf Steiner Education Group Brisbane Inc.	QLD	1,513,716	0	1,673	0	82,443	0	137,309	0	0	0	0	1,735,141
Saint Stephen's College Limited	QLD	6,509,454	403,249	1,451	0	244,061	0	0	0	0	0	0	7,158,215
Searchlight Education Springfield	QLD	725,084	35,259	798,636	0	338,745	0	83,843	0	0	0	0	1,981,567
Seventh-Day Adventist Schools (Northern Australia) Limited	QLD	1,336,424	124,572	223,494	1,452	327,474	206,958	311,624	0	0	0	0	2,531,998
Seventh-Day Adventist Schools (South Queensland) Limited	QLD	13,096,027	580,209	125,111	3,621	1,426,269	0	642,772	0	0	-10,000	0	15,864,009
Sheldon College	QLD	7,790,362	179,789	13,264	1,215	288,133	0	0	0	0	0	0	8,272,763
Sinai College	QLD	77,565	0	0	0	10,210	0	101,305	0	0	0	0	189,080
Somerset College Limited	QLD	7,159,573	515,671	1,504	3,798	102,545	0	0	0	0	0	0	7,783,091
St Aidan's School Council Limited	QLD	1,942,971	277,254	3,558	1,332	35,964	0	0	0	0	-196	0	2,260,884
St Luke's Anglican School	QLD	5,791,073	374,007	19,899	0	292,148	0	0	0	0	0	0	6,477,127
St Margaret's School Council Limited	QLD	3,103,183	167,603	34,036	2,899	45,290	0	0	0	0	0	0	3,353,011
St Michael's College	QLD	2,101,316	254,740	6,977	887	155,234	0	0	0	0	0	0	2,519,154
St Paul's School Bald Hills	QLD	7,532,575	360,159	15,187	1,377	177,806	0	0	0	0	0	0	8,087,104
St Philomena School Limited	QLD	838,824	37,183	0	0	105,650	0	115,913	0	0	0	0	1,097,570
Tamborine Mountain College Limited	QLD	1,532,810	79,782	9,528	0	164,444	0	168,859	0	0	0	0	1,955,423

Name	State	Base	Students with disability	Aboriginal and Torres Strait Islander	Low English proficiency	Socio educational disadvantage	Location	Size	Special Circumstances Funding	Prescribed Circumstances Funding	Adjustments ⁷	Previous Legislation	Total Funding
TEC-NQ Limited	QLD	1,261,092	0	38,053	0	259,574	219,796	137,092	0	0	0	0	1,915,607
The Anglican School Commission (QLD)	QLD	12,379,679	464,921	72,840	3,689	348,122	0	0	0	0	0	0	13,269,251
The Association for Parent Controlled Christian Schools At Brisbane	QLD	5,445,278	352,156	27,142	20,769	397,009	0	0	0	0	0	0	6,242,354
The Baptist Union of Queensland- Community Services Group	QLD	1,673,289	395,183	252,106	15,294	400,784	16,979	277,702	0	0	-20,628	0	3,010,709
The Cathedral School of St Anne and St James Limited	QLD	5,417,836	204,251	99,682	0	183,416	951,707	0	0	0	0	0	6,856,892
The Corporation of the Roman Catholic Bishops of Queensland	QLD	829,662,856	69,759,993	14,365,571	698,713	85,486,558	43,089,011	13,896,464	0	1,019,412	-2,003,302	420,398	1,056,395,673
The Glennie School	QLD	4,957,563	140,676	28,358	1,314	255,132	0	0	0	0	0	0	5,383,043
The Lakes Christian College Limited	QLD	578,067	231,424	8,062	0	81,637	0	97,381	0	0	-689	0	995,883
The Montessori School Limited	QLD	489,126	47,602	0	0	47,417	0	103,897	0	0	-22,782	0	665,260
The Presbyterian and Methodist Schools Association	QLD	19,003,098	994,226	73,399	0	320,770	0	0	0	0	-432	0	20,391,061
The School of Total Education	QLD	696,178	42,316	16,892	1,029	48,192	9,747	136,235	0	0	0	0	950,589
The Toowoomba Preparatory School	QLD	1,682,058	101,560	6,486	0	59,043	0	0	0	0	0	0	1,849,147
The United Church In Australia Property Trust (Q)	QLD	12,991,600	1,507,863	1,875,941	960	1,520,491	254,449	194,028	0	738,938	-859	0	19,083,411
Toogoolawa Schools Limited	QLD	376,960	191,222	22,431	0	42,092	0	101,558	0	0	0	0	734,263
Toowoomba Christian College Limited	QLD	3,976,019	188,918	20,712	0	432,407	0	0	0	0	0	0	4,618,056
Toowoomba Christian Parent Controlled Day School Assoc.	QLD	609,307	103,854	6,735	0	93,243	0	112,924	0	0	0	0	926,063
Townsville Christian Education Association Limited	QLD	2,842,376	168,631	18,747	1,113	203,508	494,755	0	0	0	-6,117	0	3,723,013

Name	State	Base	Students with disability	Aboriginal and Torres Strait Islander	Low English proficiency	Socio educational disadvantage	Location	Size	Special Circumstances Funding	Prescribed Circumstances Funding	Adjustments ²	Previous Legislation	Total Funding
Townsville Grammar School	QLD	6,485,293	222,474	21,010	3,327	173,996	1,232,424	0	0	0	-1,538	0	8,136,987
Trinity Anglican School Limited	QLD	4,698,596	177,613	17,719	4,637	135,736	782,600	0	0	0	0	0	5,816,901
Trinity College Gladstone Ltd	QLD	1,340,119	100,058	4,297	0	99,721	73,860	114,483	0	0	-4,065	0	1,728,473
Trustees of the Christian Brothers (Queensland)	QLD	512,223	141,146	91,062	0	87,973	0	107,185	0	0	0	0	939,589
Wadja Wadja Aboriginal Corporation for Education	QLD	488,001	0	585,602	0	240,853	240,209	118,587	0	0	0	0	1,673,252
West Moreton Anglican College	QLD	7,829,467	440,315	44,167	0	654,267	0	0	0	0	-9,222	0	8,958,994
Whitsunday Anglican School Limited	QLD	4,337,412	269,331	11,600	0	143,880	463,054	0	0	0	-3,222	0	5,222,055
Yarranlea Limited	QLD	27,761	6,057	947	0	0	0	38,638	0	0	0	0	73,403
Y-CARE (South-East Queensland) Inc.	QLD	1,483,895	0	66,841	0	148,307	0	187,232	0	0	-2,556	0	1,883,719
AFIC Schools (SA) Limited	SA	3,980,512	119,223	0	76,824	570,766	0	0	0	0	0	0	4,747,325
Annesley College	SA	113,974	8,683	0	0	302	0	75,532	0	0	0	0	198,491
Bethany Christian School Inc	SA	3,029,090	478,785	14,101	26,689	646,263	0	0	0	0	0	0	4,194,928
Blakes Crossing Christian College Incorporated	SA	208,999	13,498	0	0	0	0	117,413	0	0	0	0	339,910
Cedar College INC	SA	4,205,189	386,344	8,945	8,593	353,657	0	0	0	0	0	0	4,962,728
Copper Triangle Christian School Association Inc	SA	2,072,628	362,804	17,577	3,339	394,222	323,264	81,816	0	0	0	0	3,255,650
Emmanuel Christian Schools & Ministries Incorporated	SA	2,706,506	694,116	52,013	0	554,178	0	188,784	0	0	-9,872	0	4,185,726
Emmaus Christian College Inc	SA	3,888,087	266,562	3,062	9,484	210,898	0	0	0	0	0	0	4,378,093
Eynesbury Senior College Incorporated	SA	575,093	160,274	1,126	0	91,681	0	107,348	0	0	0	0	935,522
Heritage College Inc	SA	1,906,085	124,751	0	6,754	288,015	0	87,321	0	0	0	0	2,412,926
Hope Christian College Inc	SA	2,968,613	409,009	13,529	15,437	456,241	0	0	0	0	0	0	3,862,829

Name	State	Base	Students with disability	Aboriginal and Torres Strait Islander	Low English proficiency	Socio educational disadvantage	Location	Size	Special Circumstances Funding	Prescribed Circumstances Funding	Adjustments ⁷	Previous Legislation	Total Funding
King's Baptist Grammar School Incorporated	SA	5,389,189	339,613	4,329	1,159	288,520	0	0	0	0	0	0	6,022,810
Kirinari Community School Inc	SA	169,340	40,318	0	0	11,544	0	64,947	0	0	0	0	286,149
Lutheran Education South Australia Northern Territory and Western Australia Incorporated	SA	87,173,053	7,254,391	2,265,228	84,117	7,786,329	4,444,702	1,763,190	0	508,768	0	0	111,279,777
Mid North Christian College Association Incorporated	SA	1,703,578	179,207	11,987	1,155	235,777	218,400	133,523	0	0	0	0	2,483,627
Mount Barker Waldorf School, A School For Rudolf Steiner Education Incorporated	SA	1,401,182	153,242	18,423	0	68,466	0	110,697	0	0	0	0	1,752,010
Muirden College Pty Ltd	SA	574,791	0	3,332	0	86,097	0	149,619	0	0	0	0	813,839
Multi Cultural Youth Education Support Services Limited	SA	2,281,947	184,700	0	97,515	372,509	0	1,490	0	0	0	0	2,938,161
OneSchool Global SA Incorporated	SA	694,546	27,074	0	0	109,603	0	130,625	0	0	0	0	961,848
Pedare Christian College Inc	SA	4,989,377	317,704	7,011	4,837	357,643	0	0	0	0	0	0	5,676,572
Pembroke School Incorporated	SA	5,286,282	421,728	26,331	5,604	60,850	0	0	0	0	0	0	5,800,795
Pilgrim School Inc	SA	813,258	81,879	3,581	0	28,039	0	89,029	0	0	0	0	1,015,786
Portside Christian College Inc	SA	4,013,732	381,409	18,237	5,752	385,347	0	0	0	0	0	0	4,804,477
Prince Alfred College	SA	3,760,669	446,702	5,597	2,450	84,489	0	0	0	0	0	0	4,299,907
Pulteney Grammar School Inc	SA	3,427,000	525,821	2,858	2,298	47,824	0	0	0	0	0	0	4,005,801
Riverland Christian School Inc	SA	238,534	20,977	2,735	0	46,890	79,569	91,238	0	0	0	0	479,943
Scotch College Incorporated	SA	3,214,861	322,319	16,801	0	35,076	0	0	0	0	0	0	3,589,057
Seventh-Day Adventist Schools (South Australia) Limited	SA	5,745,338	681,261	24,832	32,214	598,940	0	143,040	0	0	0	0	7,225,625

Name	State	Base	Students with disability	Aboriginal and Torres Strait Islander	Low English proficiency	Socio educational disadvantage	Location	Size	Special Circumstances Funding	Prescribed Circumstances Funding	Adjustments ²	Previous Legislation	Total Funding
Seymour College Inc	SA	2,751,464	57,380	7,963	2,313	41,782	0	0	0	0	0	0	2,860,902
Sisters of St. Joseph Mary MacKillop College Kensington Limited	SA	2,200,048	192,521	1,613	688	400,641	0	156,720	0	0	0	0	2,952,231
South Australian Anglican Schools System Incorporated	SA	29,055,965	2,352,906	82,068	25,497	2,751,047	0	0	0	0	0	0	34,267,483
South Australian Commission for Catholic Schools Inc	SA	270,646,312	27,887,625	1,040,942	1,055,843	29,386,251	7,722,682	4,759,825	0	0	-926,945	0	341,572,536
Southern Montessori Education Centre Incorporated	SA	990,570	37,678	4,424	0	37,859	0	111,122	0	0	0	0	1,181,653
Southern Vales Christian College Inc	SA	4,245,692	348,745	53,527	7,124	586,162	0	0	0	0	0	0	5,241,250
St Aloysius College Inc	SA	6,913,130	227,312	19,257	37,968	447,168	0	0	0	0	-11,788	0	7,633,047
St Andrews School Inc	SA	1,322,484	70,528	1,097	0	15,348	0	0	0	0	-930	0	1,408,527
ST DOMINIC'S PRIORY COLLEGE LTD	SA	4,175,307	129,610	1,756	19,911	244,456	0	0	0	0	0	0	4,571,040
St George College Inc	SA	2,033,902	375,520	1,202	13,368	214,773	0	34,968	0	0	0	0	2,673,733
St John's Grammar School Inc	SA	3,901,175	429,087	0	0	130,277	0	0	0	0	0	0	4,460,539
St Mary's College Ltd	SA	4,895,632	349,020	14,838	8,685	331,756	0	0	0	0	0	0	5,599,931
St Peters Collegiate Girls School Inc	SA	2,375,580	245,646	3,157	3,847	48,340	0	0	0	0	0	0	2,676,570
St Peter's Woodlands Grammar School Inc	SA	2,934,461	130,220	6,059	0	76,025	0	0	0	0	-4,425	0	3,142,340
St. Spyridon's Greek Orthodox Community INC	SA	231,391	28,528	0	0	10,737	0	82,717	0	0	0	0	353,373
Suneden Specialist School Incorporated	SA	323,228	720,798	1,096	0	28,365	0	91,565	0	0	-56	0	1,164,996
Sunrise Christian School	SA	5,349,307	510,377	11,732	5,098	328,102	0	0	0	0	0	0	6,204,616
Sunrise Christian School Whyalla	SA	905,038	191,548	5,430	0	132,943	118,945	98,012	0	0	-1,434	0	1,450,482

Name	State	Base	Students with disability	Aboriginal and Torres Strait Islander	Low English proficiency	Socio educational disadvantage	Location	Size	Special Circumstances Funding	Prescribed Circumstances Funding	Adjustments ⁷	Previous Legislation	Total Funding
Temple Christian College Inc	SA	5,386,117	561,220	12,082	39,473	695,455	0	0	0	0	0	0	6,694,347
The Anglican Church of Australia Collegiate School of Saint Peter	SA	4,377,079	222,319	12,329	1,231	78,713	0	0	0	0	0	0	4,691,671
The Hills Christian Community School Inc	SA	1,943,383	204,683	0	0	136,236	0	0	0	0	0	0	2,284,302
The Hills Montessori School Inc	SA	598,967	34,070	2,616	0	12,630	0	101,892	0	0	0	0	750,175
Torrens Valley Association for Christian Education Inc	SA	3,292,124	387,588	2,733	1,064	280,320	0	0	0	0	0	0	3,963,829
Tyndale Christian School Inc	SA	8,914,405	1,407,495	12,535	13,075	1,158,994	0	0	0	0	0	0	11,506,504
University Senior College at Adelaide University Incorporated	SA	1,492,808	227,703	1,445	0	254,296	0	140,097	0	0	0	0	2,116,349
Wakefield Regional Christian School Association Incorporated	SA	2,297,332	585,961	0	0	396,994	118,609	41,973	0	0	0	0	3,440,869
Walford Anglican School for Girls Inc	SA	2,264,049	58,422	0	2,638	41,818	0	0	0	0	0	0	2,366,927
Westminster School	SA	5,360,610	247,257	43,793	2,767	128,280	0	0	0	0	0	0	5,782,707
Wilderness School Ltd	SA	2,932,830	146,044	12,049	3,742	47,796	0	0	0	0	0	0	3,142,461
Willunga Waldorf School	SA	1,785,799	124,455	2,764	0	124,457	0	103,142	0	0	0	0	2,140,617
Woodcroft College Inc	SA	8,371,975	416,094	13,865	5,999	610,464	0	0	0	0	0	0	9,418,397
Australian Christian College Tasmania Inc	TAS	823,051	142,511	27,199	7,139	166,497	125,656	107,389	0	0	-4,330	0	1,395,112
Catholic Education Centre	TAS	89,303,170	6,817,271	1,797,003	35,896	11,586,692	8,362,171	1,983,516	0	0	0	0	119,885,719
Christian Schools Tasmania	TAS	4,806,537	542,519	56,023	9,371	381,334	357,550	0	0	0	0	0	6,153,334
Circular Head Christian Schools Inc	TAS	1,804,401	281,686	236,474	0	495,974	495,439	98,386	0	0	0	0	3,412,360
CityLight Church	TAS	1,039,610	265,441	18,609	0	127,140	85,507	106,365	0	0	0	0	1,642,672
Devonport Christian School Inc	TAS	654,044	111,608	21,183	0	97,800	81,077	89,892	0	0	0	0	1,055,604

Name	State	Base	Students with disability	Aboriginal and Torres Strait Islander	Low English proficiency	Socio educational disadvantage	Location	Size	Special Circumstances Funding	Prescribed Circumstances Funding	Adjustments ²	Previous Legislation	Total Funding
Fahan School	TAS	1,285,009	47,325	5,383	2,003	34,392	142,349	116,452	0	0	0	0	1,632,913
Free Reformed School Association (INC) TAS	TAS	338,594	10,163	0	0	49,380	28,979	95,419	0	0	0	0	522,535
Fusion Australia LTD	TAS	29,664	0	0	0	1,942	13,586	51,343	0	0	-19,123	0	77,413
Geneva Fellowship Inc.	TAS	802,669	109,857	17,727	0	238,155	102,658	106,980	0	0	0	0	1,378,046
Giant Steps Tasmania	TAS	69,492	154,966	0	0	14,363	14,278	39,411	0	0	0	0	292,510
Herrick Presbyterian Covenant School Association Inc.	TAS	15,790	0	0	0	4,971	14,707	37,721	0	0	-3,620	0	69,569
Huon Valley Independent School Association Inc	TAS	235,683	20,727	0	0	16,511	44,980	90,147	0	0	0	0	408,048
Hutchins School Board of Management	TAS	3,643,889	276,204	18,047	1,070	102,545	410,922	0	0	0	0	0	4,452,677
Launceston Christian School Inc.	TAS	3,155,123	408,629	2,629	2,092	340,575	225,480	0	0	0	-2,205	0	4,132,323
Leighland Christian Parent Controlled School Association Incorporated	TAS	3,691,748	555,989	91,643	0	656,612	446,656	0	0	0	0	0	5,442,648
Newstead Christian School Inc	TAS	263,536	18,275	0	0	27,756	22,878	86,212	0	0	0	0	418,657
OneSchool Global TAS Ltd	TAS	1,080,557	72,037	0	0	209,729	81,181	120,934	0	0	0	0	1,564,438
Scotch Oakburn College Inc.	TAS	5,523,474	425,520	10,043	1,047	162,473	413,878	0	0	0	0	0	6,536,435
Seventh-Day Adventist Schools (Tasmania) Limited	TAS	768,126	209,111	30,965	3,831	259,586	89,360	191,610	0	0	0	0	1,552,589
St. Michael's Collegiate School Board	TAS	3,150,568	238,840	25,397	0	66,327	311,575	0	0	0	0	0	3,792,707
Tairarema Steiner School Foundation Inc.	TAS	978,232	140,173	7,841	0	24,115	90,338	102,526	0	0	0	0	1,343,225
The Board of Management, Launceston Church Grammar School	TAS	3,786,494	530,058	18,598	2,144	147,495	288,906	0	0	0	0	0	4,773,695
The Cottage School Inc.	TAS	292,252	26,932	0	0	9,521	25,552	78,092	0	0	0	0	432,349

Name	State	Base	Students with disability	Aboriginal and Torres Strait Islander	Low English proficiency	Socio educational disadvantage	Location	Size	Special Circumstances Funding	Prescribed Circumstances Funding	Adjustments ⁷	Previous Legislation	Total Funding
The Friends School Incorporated	TAS	5,575,740	142,805	12,677	3,656	87,307	590,951	0	0	0	31	0	6,413,167
The Lambert School Inc	TAS	238,967	145,498	1,055	0	28,413	24,450	90,012	0	0	0	0	528,395
The Launceston Preparatory School Inc.	TAS	517,127	19,009	1,067	0	17,215	39,740	82,676	0	0	0	0	676,834
Adass Israel School Inc	VIC	2,902,888	322,030	0	223,974	903,517	0	0	0	0	0	0	4,352,409
AFIC SCHOOLS (VICTORIA) LIMITED	VIC	3,485,645	0	0	0	521,221	0	0	0	0	-1,306	0	4,005,560
Al Siraat College Inc.	VIC	3,252,740	49,308	0	88,511	506,264	0	0	0	0	0	0	3,896,823
Albury Wodonga Community College Limited	VIC	808,627	0	24,013	0	190,822	0	160,523	0	0	0	0	1,183,985
Alia College Limited	VIC	278,462	0	0	0	9,484	0	111,716	0	0	0	0	399,662
Alphington Grammar School	VIC	2,053,553	59,180	0	3,205	64,857	0	63,791	0	0	0	0	2,244,586
Andale School Inc	VIC	150,173	245,583	0	0	16,308	0	83,227	0	0	0	0	495,291
Anglican Diocesan Commission (Diocese of Melbourne) Ltd	VIC	5,460,101	147,790	0	11,570	599,278	0	0	0	0	-8,439	0	6,210,300
Association for Christian Education Mount Evelyn Inc	VIC	3,736,936	510,694	2,937	1,159	271,227	0	0	0	0	0	0	4,522,953
Association for Christian Education of Dandenong	VIC	5,881,892	932,292	14,917	13,033	369,621	0	0	0	0	0	0	7,211,755
Association for Christian Education of Frankston Incorporated	VIC	3,295,294	166,793	1,508	0	370,666	0	0	0	0	0	0	3,834,261
Australian International Academy of Education Inc	VIC	8,683,523	865,531	0	143,493	874,763	0	116,548	0	0	0	0	10,683,858
Bairnsdale Christian Community School Inc	VIC	297,531	24,330	1,296	0	17,132	49,081	96,201	0	0	0	0	485,571
Ballarat Christian College	VIC	1,916,803	376,657	7,555	3,259	189,434	0	129,736	0	0	0	0	2,623,444
Ballarat Steiner School & Kindergarten Inc.	VIC	326,347	31,717	1,226	0	24,279	0	91,965	0	0	0	0	475,534
Beaconhills Christian College Limited	VIC	14,999,348	1,070,309	8,616	81,309	2,623,133	0	0	0	0	0	0	18,782,715

Name	State	Base	Students with disability	Aboriginal and Torres Strait Islander	Low English proficiency	Socio educational disadvantage	Location	Size	Special Circumstances Funding	Prescribed Circumstances Funding	Adjustments ²	Previous Legislation	Total Funding
Beechworth Montessori Children's Group Inc	VIC	509,070	11,570	1,311	0	19,307	18,433	100,641	0	0	0	0	660,332
Beis Efraim College Limited	VIC	108,200	0	0	0	13,056	0	88,415	0	0	0	0	209,671
Belgrave Heights Christian School of Presbyterian Church Vic Inc	VIC	3,554,253	287,074	0	5,332	340,188	0	0	0	0	0	0	4,186,847
Berengarra School Ltd	VIC	388,140	721,941	2,663	0	34,746	0	79,187	0	0	0	0	1,226,677
Berry Street Victoria Incorporated	VIC	754,101	1,078,139	61,005	558	253,821	0	110,771	0	0	0	0	2,258,395
Bialik College (Nominees) Pty Ltd	VIC	1,940,459	275,326	0	0	38,890	0	0	0	0	0	0	2,254,675
Billanook College Limited	VIC	4,202,711	410,093	6,471	2,371	240,722	0	0	0	0	0	0	4,862,368
Brighton Grammar School	VIC	2,924,844	273,996	3,496	1,304	84,688	0	0	0	0	0	0	3,288,328
Camberwell Anglican Girls Grammar School	VIC	2,374,383	32,546	5,357	7,202	33,343	0	0	0	0	0	0	2,452,831
Capability Building Inc	VIC	167,255	372,978	1,226	0	38,290	4,682	44,204	0	0	0	0	628,635
Carey Baptist Grammar School Limited	VIC	5,467,749	261,629	0	5,780	135,694	0	0	0	0	0	5,526	5,876,378
Castlemaine Steiner School Ltd	VIC	1,144,876	0	4,726	3,357	33,738	0	124,884	0	0	0	0	1,311,581
Catholic Education Commission of Victoria Limited	VIC	1,213,818,577	128,871,536	2,383,399	5,308,671	144,084,198	11,932,909	26,816,930	0	0	-1,782,818	18,730	1,531,452,133
Caulfield Grammar School	VIC	11,359,002	272,124	1,844	33,162	307,866	0	0	0	0	-432	0	11,973,566
Child & Family Care Network Inc	VIC	70,473	131,079	0	0	10,477	0	76,014	0	0	0	0	288,043
Christ Church Grammar School	VIC	665,846	68,048	0	0	21,634	0	0	0	0	0	0	755,528
Christ The King Anglican College Incorporated	VIC	1,567,397	27,925	3,132	0	216,416	69,610	132,576	0	0	-1,350,870	0	666,186
Christadelphian Heritage College Melbourne	VIC	298,996	10,896	0	0	25,870	0	94,780	0	0	0	0	430,542

Name	State	Base	Students with disability	Aboriginal and Torres Strait Islander	Low English proficiency	Socio educational disadvantage	Location	Size	Special Circumstances Funding	Prescribed Circumstances Funding	Adjustments ⁷	Previous Legislation	Total Funding
Christian College Bellarine Ltd	VIC	2,838,590	251,138	4,395	0	184,816	0	0	0	0	0	0	3,278,939
Christian College Geelong Limited	VIC	5,112,521	358,895	7,330	0	243,530	0	0	0	0	0	0	5,722,276
Christian College Institute of Senior Education Limited	VIC	2,901,133	75,353	4,996	0	477,788	0	125,196	0	0	0	0	3,584,466
Community College Gippsland LTD	VIC	362,471	28,812	5,987	0	92,201	0	84,694	0	0	0	0	574,165
Cormier Pty Ltd	VIC	723,379	22,723	2,604	947	62,888	0	106,606	0	0	-359	0	918,789
Creek Street Christian Fellowship	VIC	1,811,315	85,566	0	5,147	153,351	0	136,175	0	0	0	0	2,191,554
Crest Education Ltd	VIC	7,595,394	621,388	6,032	9,108	566,414	0	0	0	0	0	0	8,798,336
Dandenong Ranges Steiner School Inc	VIC	637,373	12,023	0	0	26,541	0	104,588	0	0	0	0	780,525
Darul Ulum College of Victoria	VIC	6,198,310	828,580	0	0	616,866	0	0	0	0	0	0	7,643,756
Daylesford Dharma School Inc.	VIC	277,007	0	0	0	31,483	0	116,927	0	0	0	0	425,417
Deutsche Schule Melbourne Inc.	VIC	229,218	0	0	0	938	0	113,289	0	0	0	0	343,445
Donvale Christian College	VIC	5,290,088	568,876	0	5,453	148,658	0	0	0	0	0	0	6,013,075
East Gippsland Steiner Education Group Inc.	VIC	127,820	0	0	0	32,513	27,690	114,893	0	0	0	0	302,916
East Preston Islamic College Limited	VIC	2,711,675	259,451	0	31,154	739,624	0	0	0	0	0	0	3,741,904
Ecumenical Schools Australia	VIC	85,567,224	2,809,545	142,486	49,498	4,485,669	830,696	535,607	0	0	-673,093	0	93,747,632
Eltham College	VIC	2,560,793	274,158	3,331	0	92,316	0	113	0	0	0	0	2,930,711
Erasmus School	VIC	365,842	11,290	0	0	4,584	0	98,210	0	0	0	0	479,926
Fintona Girls' School	VIC	1,451,143	15,026	1,634	2,612	15,341	0	105,814	0	0	0	0	1,591,570
Firbank Grammar School	VIC	2,806,492	85,104	0	1,308	53,468	0	0	0	0	0	0	2,946,372
Fitzroy Community School Co-Operative Ltd	VIC	232,015	0	1,329	0	0	0	101,101	0	0	0	0	334,445

Name	State	Base	Students with disability	Aboriginal and Torres Strait Islander	Low English proficiency	Socio educational disadvantage	Location	Size	Special Circumstances Funding	Prescribed Circumstances Funding	Adjustments ²	Previous Legislation	Total Funding
Flinders Christian Community College Inc	VIC	13,618,300	322,953	16,152	8,813	898,717	0	0	0	0	0	0	14,864,935
Frank Dando Sports Academy Association Ltd	VIC	162,724	302,666	0	0	17,671	0	38,783	0	0	0	0	521,844
Freshwater Creek Steiner School Association Incorporated	VIC	569,290	0	3,390	0	66,143	0	123,139	0	0	0	0	761,962
Gandel Besen House Limited	VIC	675,777	186,104	0	0	2838	0	0	0	0	0	0	864,719
Geelong Baptist College Inc	VIC	1,800,932	45,389	15,131	0	232,703	0	150,781	0	0	0	0	2,244,936
Geelong Christian Education Association	VIC	3,330,117	184,869	21,277	8,443	300,855	0	24,603	0	0	0	0	3,870,164
Geelong Grammar School	VIC	5,262,550	109,983	40,171	0	121,284	0	0	0	0	0	0	5,533,988
Ghligai School Ltd	VIC	622,138	0	0	0	37,483	0	94,738	0	0	0	0	754,359
Girton Grammar School Ltd	VIC	7,200,477	433,377	16,191	15,776	323,971	0	0	0	0	0	0	7,989,792
Gisborne Montessori School Limited	VIC	141,418	0	0	2,028	11,115	0	82,554	0	0	0	0	237,115
Glenroy Private Ltd	VIC	1,098,038	0	0	0	225,079	0	112,798	0	0	0	0	1,435,915
Grace Christian College Co-operative Ltd	VIC	525,306	27,253	9,559	0	61,957	0	126,180	0	0	0	0	750,255
Haileybury	VIC	15,381,158	870,496	18,364	0	314,753	0	0	0	0	0	0	16,584,771
Heathdale Christian College Limited	VIC	7,205,513	196,240	3,040	0	289,239	0	0	0	0	0	0	7,694,032
Huntingtower School Association	VIC	2,706,765	110,078	0	2,635	39,557	0	0	0	0	0	0	2,859,035
Ilim College	VIC	10,070,292	1,128,689	2,980	304,011	1,910,890	0	0	0	0	-674	0	13,416,189
Insight Education Centre for the Blind and Vision Impaired	VIC	21,829	48,678	0	0	0	0	23,545	0	0	0	0	94,052
Kamaruka Inc	VIC	168,591	225,777	0	0	18,308	0	45,141	0	0	0	0	457,817
Kardinia International College (Geelong) Ltd	VIC	9,679,665	674,972	6,528	6,341	197,898	0	0	0	0	-1,260	0	10,564,144

Name	State	Base	Students with disability	Aboriginal and Torres Strait Islander	Low English proficiency	Socio educational disadvantage	Location	Size	Special Circumstances Funding	Prescribed Circumstances Funding	Adjustments ⁷	Previous Legislation	Total Funding
Kerang Christian Community School Limited	VIC	743,710	17,046	3,337	3,306	117,767	118,814	137,012	0	0	0	102,636	1,243,628
Kilvington Grammar School Limited	VIC	2,490,354	67,036	1,818	4,642	42,851	0	2,179	0	0	0	0	2,608,880
Kingston City Church Inc.	VIC	2,083,091	56,224	1,531	1,146	94,282	0	113,644	0	0	0	0	2,349,918
Kingswood College Ltd	VIC	1,879,967	332,378	1,568	1,157	35,010	0	28,264	0	0	0	0	2,278,344
Koonwarra Village School Limited	VIC	185,034	0	0	0	1,195	16,441	109,057	0	0	0	0	311,727
Korowa Anglican Girls' School	VIC	1,782,631	0	2,094	0	21,284	0	0	0	0	0	0	1,806,009
Lauriston Girls' School	VIC	1,701,077	63,705	0	0	16,333	0	0	0	0	0	0	1,781,115
Life Ministry Centre Ltd	VIC	4,712,503	252,521	8,240	9,807	277,528	0	0	0	0	-1,808	0	5,258,792
Lighthouse Christian College Cranbourne Inc	VIC	4,596,289	0	13,815	36,719	335,094	0	0	0	0	0	0	4,981,917
Lighthouse Christian College Incorporated	VIC	3,397,379	371,754	0	5,442	291,825	0	0	0	0	0	0	4,066,400
Little Yarra Steiner School Limited	VIC	1,878,834	113,661	4,835	0	177,287	0	136,795	0	0	-689	0	2,310,724
Lowther Hall Anglican Grammar School	VIC	4,014,087	108,170	1,672	2,465	127,314	0	0	0	0	0	0	4,253,708
Lutheran Church of Australia Victorian District	VIC	30,510,840	1,495,401	56,860	31,590	2,428,131	1,181,759	1,193,191	0	0	0	0	36,897,772
Macedon Grammar School Co-Operative Ltd	VIC	791,648	58,998	0	0	50,237	0	113,783	0	0	0	0	1,014,666
Mackillop Family Services Limited	VIC	139,302	245,465	4,476	0	31,765	0	45,388	0	0	0	0	466,396
Maharishi's Global Administration through Natural Law Ltd	VIC	520,524	11,659	4,349	0	8,827	0	101,419	0	0	-359	0	646,420
Mansfield Autism Statewide Services	VIC	131,387	292,995	0	0	30,079	19,176	53,191	0	0	0	0	526,828
MANSFIELD RUDOLF STEINER SCHOOL AND KINGERGARTEN INC	VIC	553,405	12,081	0	0	36,628	75,968	110,967	0	0	0	0	789,049

Name	State	Base	Students with disability	Aboriginal and Torres Strait Islander	Low English proficiency	Socio educational disadvantage	Location	Size	Special Circumstances Funding	Prescribed Circumstances Funding	Adjustments ⁷	Previous Legislation	Total Funding
Melbourne Girls Grammar - An Anglican School	VIC	2,164,356	71,270	9,855	12,776	189,359	0	0	0	0	0	0	2,447,616
Melbourne Grammar School	VIC	5,484,993	320,091	30,020	9,457	155,579	0	0	0	0	0	0	6,000,140
Melbourne Montessori School Limited	VIC	631,794	12,602	0	0	4801	0	109,623	0	0	0	0	758,820
Melton Christian Centre Limited	VIC	3,857,340	201,648	1,458	21,130	432,894	0	0	0	0	0	0	4,514,470
Mentone Girls' Grammar School	VIC	3,071,959	66,348	1,797	4,166	42,301	0	0	0	0	0	0	3,186,571
Mentone Grammar School	VIC	5,622,506	33,726	1,821	2,779	130,937	0	0	0	0	0	0	5,791,769
Mercy Education Limited	VIC	6,913,130	227,312	19,257	37,968	447,168	0	0	0	0	-7,633,047	0	11,788
Methodist Ladies' College Limited	VIC	4,661,380	899,779	15,247	2,748	71,806	0	0	0	0	0	2,763	5,653,723
Mildura Christian College	VIC	476,761	113,689	16,439	0	71,785	71,212	117,650	0	0	0	0	867,536
Minaret College Inc	VIC	9,491,940	882,411	0	2,531	1,162,873	0	0	0	0	0	0	11,539,755
Mount Hira College	VIC	2,840,058	253,540	0	138,216	748,274	0	14,844	0	0	0	0	3,994,932
Mount Scopus Memorial College Limited	VIC	2,676,760	269,229	0	4,628	42,206	0	0	0	0	0	0	2,992,823
Mountain District Parent Controlled Christian School Association	VIC	1,478,650	148,369	4,213	994	109,496	0	120,430	0	0	0	0	1,862,152
North-Eastern Montessori School Association	VIC	384,953	58,842	0	0	7,458	0	85,308	0	0	0	0	536,561
Northside Christian College Inc.	VIC	1,578,455	257,369	0	10,568	136,706	0	132,660	0	0	0	0	2,115,758
ONESCHOOL GLOBAL VIC LTD	VIC	3,741,480	0	0	0	542,419	0	0	0	0	0	0	4,283,899
Overnorton Anglican Community College Limited	VIC	11,854,839	1,214,196	8,729	33,805	641,870	0	0	0	0	0	0	13,753,439
Oxford College Pty Ltd	VIC	28,707	0	0	0	3,464	0	21,315	0	0	0	0	53,486
Penbank Inc	VIC	729,368	75,174	0	0	15,306	0	93,416	0	0	0	0	913,264

Name	State	Base	Students with disability	Aboriginal and Torres Strait Islander	Low English proficiency	Socio educational disadvantage	Location	Size	Special Circumstances Funding	Prescribed Circumstances Funding	Adjustments ⁷	Previous Legislation	Total Funding
Penleigh and Essendon Grammar School	VIC	11,096,903	123,116	1,658	15,645	193,575	0	0	0	0	0	0	11,430,897
Plenty Valley Christian Education Limited	VIC	4,915,241	30,478	3,318	2,671	287,637	0	0	0	0	-930	0	5,238,415
Presbyterian Ladies' College	VIC	5,139,597	258,153	6,628	6,584	71,681	0	0	0	0	-2,520	0	5,480,123
Presbil - the Margaret Lyttle Memorial School	VIC	540,405	100,156	0	0	80,801	0	142,024	0	0	0	0	863,386
R. Steiner School Co. Ltd.	VIC	2,043,884	27,838	8,685	0	290,740	0	48,615	0	0	0	0	2,419,762
Reachout Enterprises Ltd	VIC	681,106	15,640	3,737	1,083	136,230	0	149,813	0	0	0	0	987,609
Red Rock Christian College Inc	VIC	328,468	11,089	0	0	18,372	0	96,463	0	0	0	0	454,392
River City Christian College	VIC	396,266	30,053	6,182	0	80,537	12,505	143,231	0	0	-4,020	0	664,754
Rossbourne School	VIC	721,885	1,290,257	0	0	78,394	0	111,009	0	0	0	0	2,201,545
Ruyton	VIC	1,844,076	0	0	0	86,975	0	0	0	0	0	0	1,931,051
Scotch College Hawthorn	VIC	4,842,480	56,712	12,392	3,221	39,144	0	0	0	0	0	0	4,953,949
Seventh Day Adventist Schools (Victoria) Limited	VIC	13,697,974	863,429	6,042	93,788	1,229,995	145,205	747,038	0	0	0	459	16,783,930
Shelford Girls' Grammar	VIC	1,231,127	160,134	0	1,105	29,152	0	140,043	0	0	0	0	1,561,561
Shepparton Adult and Community Education College Inc	VIC	259,560	0	13,062	0	66,024	0	63,927	0	0	0	0	402,573
Shepparton Christian College Ltd	VIC	1,270,850	55,505	19,278	0	163,323	0	124,827	0	0	0	0	1,633,783
Sholem Aleichem College	VIC	692,803	193,804	2,931	0	15,588	0	112,389	0	0	0	0	1,017,515
Sirius College	VIC	15,524,150	1,129,794	0	248,559	2,189,860	0	0	0	0	-47,673	0	19,044,690
Son Centre Christian School Ltd	VIC	266,050	0	2,687	2,273	21,568	58,893	91,275	0	0	0	0	442,746
Sophia Mundi Limited	VIC	521,817	13,110	0	0	41,224	0	125,106	0	0	0	0	701,257
Southern Cross Grammar	VIC	1,810,807	88,855	0	1,741	49,325	0	38,778	0	0	0	0	1,989,506
St Catherine's School	VIC	1,261,474	56,858	4,141	0	42,439	0	0	0	0	0	0	1,364,912

Name	State	Base	Students with disability	Aboriginal and Torres Strait Islander	Low English proficiency	Socio educational disadvantage	Location	Size	Special Circumstances Funding	Prescribed Circumstances Funding	Adjustments ⁷	Previous Legislation	Total Funding
St John's Greek Orthodox College	VIC	1,404,048	0	0	12,684	148,841	0	157,945	0	0	-10,000	0	1,713,518
St Leonard's College	VIC	4,402,442	336,370	1,911	4,333	124,714	0	0	0	0	0	0	4,869,770
St Margaret's School	VIC	5,293,254	134,771	3,255	6,100	117,080	0	0	0	0	0	0	5,554,460
St Mary's Coptic Orthodox College	VIC	5,204,146	73,666	0	49,150	758,368	0	0	0	0	0	0	6,085,330
St Michael's Grammar School	VIC	3,452,938	375,581	5,840	0	62,252	0	0	0	0	0	0	3,896,611
St Paul's Church of England Grammar School Limited	VIC	8,780,248	209,435	6,529	2,503	343,931	0	0	0	0	-19,569	0	9,323,077
St Thomas Aquinas College Limited	VIC	2,071,466	107,699	0	0	200,029	0	129,675	0	0	0	0	2,508,869
Strathcona Baptist Girls Grammar School Ltd	VIC	1,838,766	252,545	0	0	52,497	0	0	0	0	0	0	2,143,808
Taylor's Institute of Advanced Studies Limited	VIC	83,948	0	0	0	17,263	0	40,008	0	0	0	22,530	163,749
The Camberwell Grammar School	VIC	3,898,370	55,490	12,214	23,565	51,882	0	0	0	0	0	0	4,041,521
THE CHRISTIAN COMMUNITY COLLEGE-PORTLAND LTD.	VIC	1,739,274	15,084	10,957	0	177,889	241,760	159,625	0	0	0	0	2,344,589
The Currajong School Ltd	VIC	247,834	460,971	0	0	26,914	0	84,516	0	0	0	0	820,235
The Greek Orthodox Community of Oakleigh and District Inc	VIC	2,405,431	237,089	0	27,377	286,738	0	21,513	0	0	0	0	2,978,148
The Islamic Schools of Victoria (Werribee College) Inc	VIC	10,216,464	1,270,049	0	225,149	1,425,047	0	0	0	0	0	0	13,136,709
The Ivanhoe Girls' Grammar School	VIC	3,866,552	17,187	5,631	6,504	71,732	0	0	0	0	0	0	3,967,606
The Ivanhoe Grammar School	VIC	8,291,721	82,543	0	6,964	233,073	0	0	0	0	0	0	8,614,301
The Japanese School of Melbourne	VIC	179,092	10,202	0	0	18,787	0	95,062	0	0	0	0	303,143
The Kilmore International School Limited	VIC	1,781,407	0	0	2,474	39,949	0	170,533	0	0	0	0	1,994,363

Name	State	Base	Students with disability	Aboriginal and Torres Strait Islander	Low English proficiency	Socio educational disadvantage	Location	Size	Special Circumstances Funding	Prescribed Circumstances Funding	Adjustments ⁷	Previous Legislation	Total Funding
The King David School Holdings Ltd	VIC	1,356,632	738,020	0	0	20,263	0	0	0	0	0	0	2,114,915
The Knox School Limited	VIC	3,354,527	106,585	5,024	0	96,573	0	0	0	0	0	0	3,562,709
The Learning Cooperative Ltd	VIC	127,751	19,985	1,260	0	2,007	0	86,920	0	0	0	0	237,923
The Presbyterian School of St Andrew Limited	VIC	2,469,983	76,662	1,387	5,909	25,994	0	0	0	0	0	0	2,579,935
The Uniting Church In Australia Property Trust (Victoria)	VIC	23,608,267	652,887	526,716	38,608	1,208,797	490,783	281,225	0	205,824	-45,123	0	26,967,984
Tintern Grammar	VIC	3,702,755	208,597	4,897	1,339	88,108	0	0	0	0	0	0	4,005,696
Toorak College Ltd	VIC	2,880,428	44,385	1,604	4,426	73,892	0	0	0	0	0	0	3,004,735
Trinity Anglican College - Wodonga Limited	VIC	528,977	43,000	3,973	0	45,756	0	93,510	0	0	0	0	715,216
Trinity Grammar School, Kew	VIC	3,324,311	259,604	7,688	1,542	57,486	0	0	0	0	0	0	3,650,631
Trustees of Edmund Rice Education Australia	VIC	15,431,906	1,708,094	131,421	42,919	2,184,129	0	28,272	0	0	0	0	19,526,741
Trustees of the Christian Brothers	VIC	40,128,821	7,580,233	213,277	45,606	3,225,919	0	178,566	0	0	-10,479	0	51,361,942
Trustees of the Marist Brothers Southern Province	VIC	5,241,380	743,661	345,237	0	822,894	676,203	0	0	0	0	0	7,829,375
Victory Christian College Inc	VIC	2,328,235	0	4,882	9,452	192,056	0	142,902	0	0	0	0	2,677,527
Villa Maria Society	VIC	346,098	771,798	0	0	37,585	0	115,601	0	0	0	0	1,271,082
Village School Inc	VIC	233,999	62,907	0	0	10,275	0	85,501	0	0	0	0	392,682
Warragul District Parent Controlled Christian School Association Inc	VIC	7,587,003	700,798	16,683	1,283	939,706	0	0	0	0	0	0	9,245,473
Warrambool Presbyterian School LTD.	VIC	1,634,121	114,337	4,221	1,041	96,589	56,043	119,532	0	0	-689	0	2,025,196
Waverley Christian College Inc	VIC	8,058,473	423,744	4,339	0	215,082	0	0	0	0	-374	0	8,701,265
Woodleigh School	VIC	3,921,996	329,516	10,038	0	74,297	0	0	0	0	0	0	4,335,847

Name	State	Base	Students with disability	Aboriginal and Torres Strait Islander	Low English proficiency	Socio educational disadvantage	Location	Size	Special Circumstances Funding	Prescribed Circumstances Funding	Adjustments ²	Previous Legislation	Total Funding
Worawa Aboriginal College Limited	VIC	469,515	0	563,418	29,514	199,730	0	95,350	0	225,367	0	0	1,582,894
Xin Yi Dai (The New Generation Chinese Culture School) Inc.	VIC	232,506	0	0	0	49,880	0	96,114	0	0	0	0	378,500
Yarra Valley Grammar School	VIC	4,216,838	746,409	8,060	0	208,736	0	0	0	0	-10,000	0	5,170,043
Yarralinda School Association Inc	VIC	102,292	0	0	0	23,748	0	88,980	0	0	-2,575	0	212,445
Yavneh College Nominees Pty Ltd	VIC	1,958,551	329,862	0	0	70,750	0	0	0	0	0	0	2,359,163
YESHIVAH-BETH RIVKAH SCHOOLS LIMITED	VIC	6,501,036	911,845	0	23,187	375,120	0	0	0	0	0	0	7,811,188
Yesodei Hatorah College Inc	VIC	925,180	204,861	0	2,509	21,211	0	129,858	0	0	0	0	1,283,619
AFC Schools (WA) Limited	WA	3,781,386	0	0	0	431,302	0	0	0	0	0	0	4,212,688
Albany Free Reformed Church Education Association (Inc)	WA	1,184,914	59,727	0	0	143,218	144,028	100,097	0	0	0	0	1,631,984
Al-Hidayah Islamic Education Admin INC	WA	930,042	0	0	14,712	160,311	0	81,508	0	0	0	0	1,186,573
Alkimos Baptist College Inc.	WA	1,673,510	0	7,975	1,183	128,925	0	114,003	0	0	0	0	1,925,596
All Saints' College Inc.	WA	4,256,555	371,237	12,247	3,335	69,023	0	0	0	0	0	0	4,712,397
Alta-1 College Ltd	WA	1,896,636	159,239	54,806	0	869,721	0	116,780	0	0	0	0	3,097,182
Armada Congregational Church (Inc)	WA	3,284,141	198,845	17,364	2,299	515,148	0	0	0	0	0	0	4,017,797
Association for Christian Education Inc	WA	3,196,205	172,555	2,906	0	183,067	0	0	0	0	0	0	3,554,733
Austin Cove Baptist College Inc.	WA	3,098,519	249,491	15,486	0	424,783	0	0	0	0	0	0	3,788,279
Australian Association for International Education Incorporated	WA	858,712	0	0	0	2,866	0	144,877	0	0	0	3,258	1,009,713
Australian Islamic College Perth Inc	WA	14,712,542	113,108	9,287	108,275	1,777,864	0	0	0	0	0	0	16,721,076

Name	State	Base	Students with disability	Aboriginal and Torres Strait Islander	Low English proficiency	Socio educational disadvantage	Location	Size	Special Circumstances Funding	Prescribed Circumstances Funding	Adjustments ⁷	Previous Legislation	Total Funding
Bankia Montessori School Inc	WA	46,965	0	0	0	6,846	0	61,258	0	0	-922	0	114,148
Baris Education and Culture Foundation Limited	WA	1,070,479	0	0	6,438	205,086	0	117,609	0	0	0	0	1,399,612
Beenong School Association	WA	347,454	88,777	1,117	0	17,501	0	82,053	0	0	0	0	536,902
Bethel Christian School Incorporated	WA	1,710,119	230,266	14,377	0	274,507	202,258	70,545	0	0	0	0	2,502,072
Bible Baptist Christian Academy	WA	161,527	0	0	0	37,773	0	53,531	0	0	-63,208	0	189,623
Blue Gum Montessori School Inc.	WA	452,636	0	1,213	0	108,74	0	84,283	0	0	0	0	549,006
Bold Park Community School Advisory Council Inc	WA	346,886	67,636	0	0	9,106	0	78,608	0	0	0	0	502,236
Carey Baptist College Ltd	WA	6,310,776	378,616	2,931	3,655	432,571	0	0	0	0	0	0	7,128,549
Camaron Christian Parent Controlled School Association Inc	WA	596,418	9,706	24,898	0	85,042	377,499	76,058	0	0	0	0	1,169,621
Casa Mia Montessori Community School Inc.	WA	178,005	27,176	0	0	920	0	70,988	0	0	0	0	277,089
Catholic Education Commission of W.A.	WA	386,432,495	30,476,161	12,392,882	1,078,559	46,102,731	21,835,563	8,688,584	0	817,383	-1,116,794	0	506,707,563
Christ Church Grammar School Incorporated	WA	2,973,917	854,485	31,515	0	41,421	0	0	0	0	0	0	3,901,338
Christian Aboriginal Parent-Directed Schools	WA	1,134,077	132,934	1,124,558	25,359	465,292	505,098	296,971	0	416,236	-3,876	0	4,096,649
Chrysalis Montessori School INC	WA	319,461	9,786	2,322	0	2,385	0	76,685	0	0	0	0	410,639
Communicare Inc	WA	494,876	51,137	7,026	0	103,883	0	93,293	0	0	0	0	750,215
Cornerstone Christian College Ltd	WA	3,161,335	66,532	9,109	0	281,996	0	0	0	0	0	0	3,518,972
Court Grammar School Inc.	WA	2,904,880	66,751	14,123	832	528,154	0	43,322	0	0	0	0	3,558,062
Directions Workforce Solutions Incorporated	WA	405,540	34,814	123,822	0	181,719	0	74,782	0	0	0	0	820,677

Name	State	Base	Students with disability	Aboriginal and Torres Strait Islander	Low English proficiency	Socio educational disadvantage	Location	Size	Special Circumstances Funding	Prescribed Circumstances Funding	Adjustments ⁷	Previous Legislation	Total Funding
Divine Mercy College Inc	WA	2,244,124	0	0	1,265	335,981	0	81,321	0	0	0	0	2,662,691
Emmanuel Christian Community School Incorporated	WA	1,303,386	72,475	5,661	36,625	195,581	0	72,888	0	0	0	0	1,686,616
Foundation Christian College Incorporated	WA	3,642,836	70,098	20,111	0	476,907	0	0	0	0	0	0	4,209,952
Free Reformed School Association (Inc)	WA	5,192,407	226,111	0	0	379,529	0	0	0	0	0	0	5,798,047
Fremantle Christian College Incorporated	WA	498,445	43,305	2,563	0	38,872	0	84,841	0	0	0	0	668,026
Futures WA Ltd	WA	1,215,567	177,828	153,952	0	532,832	0	121,098	0	0	0	0	2,201,277
Geraldton Christian Community Schools Association Incorporated	WA	3,054,151	141,122	13,522	0	408,540	412,183	0	0	0	0	0	4,029,518
Geraldton Grammar School Incorporated	WA	3,612,881	52,465	20,308	1,107	281,341	504,011	0	0	0	0	0	4,472,113
Golden Hill Steiner School Inc	WA	499,331	23,154	1,314	0	46,550	97,995	90,722	0	0	0	0	759,066
Goldfields Baptist College Incorporated	WA	1,528,950	33,085	25,723	621	222,095	364,148	95,968	0	0	0	0	2,270,590
Governors of Hale School	WA	4,658,055	194,209	34,340	3,499	65,051	0	0	0	0	0	0	4,955,154
Grace Christian School Ltd	WA	3,235,014	66,015	12,231	3,469	335,424	0	0	0	0	0	0	3,652,153
Great Southern Grammar School Incorporated	WA	4,362,008	172,205	28,740	0	220,434	691,765	0	0	0	0	0	5,475,152
Guildford Grammar School Inc	WA	5,701,063	331,226	53,705	4,541	202,645	0	0	0	0	-825	0	6,292,355
H & S Hoffman & G Korsunski Carmel School Inc	WA	1,966,760	126,092	0	0	32,639	0	0	0	0	0	0	2,125,491
Helena College Council Inc	WA	3,511,283	56,548	1,531	0	124,069	0	0	0	0	0	0	3,693,431
Heritage College Perth (Inc.)	WA	498,136	35,192	0	1,023	67,257	0	100,490	0	0	0	0	702,098
HillSide Christian College Incorporated	WA	2,042,702	120,698	25,317	0	274,519	0	38,734	0	0	0	0	2,501,970
Hope Christian College Inc	WA	1,481,163	0	4,467	0	192,565	0	111,902	0	0	0	0	1,790,097

Name	State	Base	Students with disability	Aboriginal and Torres Strait Islander	Low English proficiency	Socio educational disadvantage	Location	Size	Special Circumstances Funding	Prescribed Circumstances Funding	Adjustments ⁷	Previous Legislation	Total Funding
Immaculate Heart College LTD	WA	394,162	27,880	0	0	44,389	1,969	109,243	0	0	0	0	577,643
Jarlmadangah Burru Aboriginal Corporation	WA	83,491	0	90,242	0	36,074	122,069	72,528	0	0	0	0	404,404
Kadlina Community Incorporated	WA	110,631	0	132,757	6,067	40,992	151,735	81,633	0	0	-64,657	0	459,158
Karalundi Aboriginal Education Community Inc	WA	281,043	18,669	337,252	0	138,313	283,139	82,701	0	134,901	0	0	1,276,018
Kerry Street Community School Inc	WA	321,527	13,026	1,535	0	22,870	0	102,081	0	0	-359	0	460,681
Kids Open Learning School Inc	WA	110,320	35,623	0	0	7,761	0	41,242	0	0	0	0	194,946
Kingsway Christian Education Association Inc	WA	7,050,344	273,824	4,705	19,755	309,080	0	0	0	0	-3,450	0	7,654,258
Kiwina Christian School Incorporated	WA	568,687	0	0	0	109,759	0	112,320	0	0	-3,933	0	786,833
Leaning Tree Steiner School Inc	WA	426,844	37,394	6,872	0	40,615	67,863	97,681	0	0	0	0	677,269
Mandurah Baptist College Inc	WA	7,189,515	206,074	10,655	0	645,546	0	0	0	0	-564	0	8,051,226
Margaret River Independent School	WA	514,429	11,217	7,601	0	30,245	42,867	87,900	0	0	0	0	694,259
Mazenod College Limited	WA	5,358,334	239,928	0	1,462	558,081	0	0	0	0	0	0	6,157,805
Methodist Ladies' College	WA	2,357,777	122,957	6,703	1,650	69,002	0	0	0	0	0	0	2,558,089
Murdoch College Inc	WA	795,164	0	1,651	2,938	36,699	0	140,652	0	0	0	0	977,104
Nollamara Baptist Church of Nollamara WA	WA	112,008	0	0	0	19,979	0	38,044	0	0	0	0	170,031
Nomad's Charitable & Educational Foundation	WA	360,105	133,959	432,126	16,363	126,524	323,019	76,644	0	0	0	0	1,468,740
OneSchool Global WA Ltd	WA	1,621,664	86,749	0	0	221,086	0	108,539	0	0	0	0	2,038,038
Parklands School Association Incorporated	WA	499,128	33,637	2,673	0	38,888	65,316	87,866	0	0	0	0	727,508

Name	State	Base	Students with disability	Aboriginal and Torres Strait Islander	Low English proficiency	Socio educational disadvantage	Location	Size	Special Circumstances Funding	Prescribed Circumstances Funding	Adjustments ²	Previous Legislation	Total Funding
Parrnurr Community School Aboriginal Corp	WA	177,864	40,345	213,437	5,717	58,591	195,836	66,931	0	0	0	0	758,721
Penthos College	WA	4,476,636	130,753	14,557	0	96,248	0	0	0	0	0	0	4,718,194
Perth College Inc	WA	4,701,710	138,892	36,227	2,537	76,491	0	0	0	0	0	0	4,955,857
Perth Montessori School Inc	WA	686,234	0	0	2,164	17,488	0	89,358	0	0	0	0	795,244
Port School Inc	WA	435,663	182,610	59,114	0	197,011	0	79,593	0	0	-3,024	0	950,967
Presbyterian Ladies' College Inc	WA	2,751,600	60,269	54,897	0	53,262	0	0	0	0	0	0	2,920,028
Purnululu Aboriginal Corporation	WA	72,708	0	87,249	3,987	8,068	128,142	88,316	0	0	0	0	388,470
Quinns Baptist College Inc	WA	5,382,000	110,692	1,496	5,031	463,927	0	0	0	0	0	0	5,963,146
Rawa Community School Aboriginal Corporation	WA	250,974	0	301,169	23,621	123,514	262,829	77,563	0	0	0	0	1,039,670
Regent College	WA	1,129,572	0	0	0	18,752	0	71,072	0	0	0	0	1,219,396
Riverlands Montessori School Inc.	WA	560,841	0	0	0	16,687	0	91,977	0	0	0	0	669,505
Rockingham Montessori School Inc	WA	929,448	52,979	0	0	82,594	0	108,699	0	0	0	0	1,173,720
Scotch College	WA	3,738,920	165,180	58,262	1,568	64,612	0	0	0	0	0	0	4,028,542
Servite College Council Inc	WA	5,601,871	660,000	11,985	58,948	897,221	0	0	0	0	-7,218,828	0	11,197
Seventh-Day Adventist Schools (Western Australia) Ltd	WA	3,292,103	137,042	80,701	3,862	305,819	200,713	455,898	0	0	0	0	4,476,138
SMYL Community College	WA	487,875	0	10,393	0	217,836	0	89,964	0	0	-29,070	0	776,998
South Coast Baptist College Incorporated	WA	3,465,021	186,929	2,924	3,462	314,372	0	0	0	0	0	0	3,972,708
South West Learning Community Association Inc	WA	188,610	62,140	0	0	11,614	0	81,161	0	0	0	0	343,525
Sowilo Community Inc.	WA	455,339	119,140	17,953	0	195,686	0	83,909	0	0	0	0	872,027
Spirit of Play Community School Inc	WA	129,914	0	0	0	33,686	36,549	112,884	0	0	0	0	313,033

Name	State	Base	Students with disability	Aboriginal and Torres Strait Islander	Low English proficiency	Socio educational disadvantage	Location	Size	Special Circumstances Funding	Prescribed Circumstances Funding	Adjustments ⁷	Previous Legislation	Total Funding
St Andrews Grammar Incorporated	WA	2,321,258	123,999	0	18,807	257,810	0	0	0	0	0	0	2,721,874
St Hilda's Anglican School for Girls (Inc)	WA	3,185,069	34,531	27,590	0	38,449	0	0	0	0	0	0	3,285,639
St Mary's Anglican Girls School Inc	WA	4,931,902	45,319	15,112	1,301	107,022	0	0	0	0	-21,868	0	5,078,788
St Stephen's School	WA	14,746,671	964,217	7,332	0	698,079	0	0	0	0	0	0	16,416,299
Swan Christian Education Association Inc.	WA	18,345,088	1,122,719	68,790	8,455	2,489,152	0	351,397	0	0	-20,721	14,106	22,378,986
Telethon Speech & Hearing	WA	270,308	602,786	0	0	9,642	0	59,302	0	0	-75,795	0	866,243
The Anglican Schools Commission (Inc)	WA	61,609,446	2,195,879	84,317	85,581	4,800,983	542,947	227,751	0	0	0	0	69,546,904
The Beehive Montessori School Inc	WA	972,139	67,074	5,792	0	9,947	0	133,661	0	0	0	0	1,188,613
The Bunbury Cathedral Grammar School Inc	WA	5,591,258	185,475	14,455	1,178	153,036	0	0	0	0	0	0	5,945,402
The Japanese School Council In Perth Limited	WA	165,138	0	0	0	5,016	0	96,269	0	0	-14,616	0	251,807
The King's Educational Ministries Inc	WA	1,562,009	65,384	11,220	1,424	198,421	0	112,290	0	0	0	0	1,950,748
The Lake Joondalup Baptist College Inc.	WA	6,760,629	318,004	3,132	2,505	344,988	0	0	0	0	0	0	7,429,258
The Lance Holt Schools Council Inc	WA	383,234	32,252	0	0	1,539	0	84,248	0	0	0	0	501,273
The Margaret River Montessori School (Inc)	WA	528,063	24,108	0	0	14,899	5,426	94,461	0	0	0	0	666,957
The Moerlina School Inc	WA	100,257	68,541	0	931	2,064	0	89,522	0	0	0	0	261,315
The Montessori School, Kingsley, Inc	WA	608,719	12,166	6,062	0	19,570	0	101,574	0	0	0	0	748,091
The Perth Waldorf School Association Incorporated	WA	1,944,146	0	4,632	1,194	50,379	0	67,062	0	0	0	0	2,067,413
The Quintilian School Inc.	WA	421,690	141,323	0	0	3,941	0	107,981	0	0	0	0	674,935

Name	State	Base	Students with disability	Aboriginal and Torres Strait Islander	Low English proficiency	Socio educational disadvantage	Location	Size	Special Circumstances Funding	Prescribed Circumstances Funding	Adjustments ²	Previous Legislation	Total Funding
The Silver Tree Steiner School Incorporated	WA	536,757	0	1,188	0	41,733	0	82,919	0	0	0	0	662,597
Thornlie Christian College (Inc)	WA	4,539,849	197,818	11,110	4,825	329,856	0	0	0	0	0	0	5,083,458
Tranby College (INC)	WA	6,096,184	123,079	9,075	1,078	470,355	0	0	0	0	0	0	6,699,771
Village School Association Inc	WA	1,393,285	57,410	0	0	104,537	0	41,390	0	0	0	0	1,596,622
Wesley College	WA	4,920,848	490,919	75,152	1,176	123,205	0	0	0	0	0	0	5,611,300
West Coast Steiner School INC	WA	738,603	0	5,197	0	52,953	0	84,112	0	0	0	0	880,865
Winthrop Baptist College Inc.	WA	5,158,748	214,958	3,108	0	973,742	0	0	4,823,234	0	-4,833,234	0	6,340,556
Woodbury Boston Primary School Inc.	WA	379,161	20,350	11,095	0	46,254	77,934	79,738	0	0	0	0	614,532
Yakanarra (Aboriginal Corporation)	WA	292,570	9,224	351,084	27,510	144,313	285,184	77,126	0	0	0	0	1,187,011
Yallingup Steiner School	WA	467,618	0	0	0	54,179	15,699	87,360	0	0	0	0	624,856
Yiyili Aboriginal Community School	WA	328,614	26,575	394,337	19,963	147,111	316,299	72,679	0	0	0	0	1,305,578
Yunggora Association Incorporated	WA	380,886	8,746	457,063	6,349	172,695	353,693	71,523	0	0	0	0	1,450,955
TOTALS		7,077,744,256	674,477,285	90,134,162	17,510,640	693,543,872	175,406,303	142,991,539	12,799,909	6,190,971	-40,392,190	817,299	8,851,224,074

Source: DESE (totals may not equal due to rounding as figures have been rounded to the nearest dollar)

Table B3: Financial Assistance to Block Grant Authorities in 2014 (\$, exclusive of GST)

Name	State	Capital Funding	Total Funding
ACT Block Grant Authority Inc	ACT	2,913,879	2,913,879
Association of Independent Schools of NSW BGA Limited	NSW	13,198,350	13,198,350
Catholic Schools NSW Limited	NSW	27,843,499	27,843,499
Northern Territory Block Grant Authority	NT	1,129,537	1,129,537
Queensland Independent Schools Block Grant Authority Limited	QLD	10,921,716	10,921,716
The Corporation of the Roman Catholic Bishops of Queensland trading as Queensland Catholic Education Commission	QLD	15,145,073	15,145,073
SA Independent Schools Block Grant Authority	SA	4,748,061	4,748,061
South Australian Commission for Catholic Schools Incorporated	SA	5,563,174	5,563,174
Catholic Education Centre	TAS	1,738,654	1,738,654
Independent Schools Block Grant Authority of Tasmania Pty Ltd	TAS	1,028,456	1,028,456
Catholic Capital Grants (Victoria) Ltd	VIC	22,577,594	22,577,594
Victorian Independent Schools BGA Limited	VIC	10,833,740	10,833,740
AISWA Capital Grant Association Inc	WA	5,973,260	5,973,260
Catholic Education Western Australia Limited	WA	7,673,014	7,673,014
TOTAL		131,288,007	131,288,007

Source: DESE (totals may not equal due to rounding as figures have been rounded to the nearest dollar)

Table B4: Financial assistance to Non-Government Representative Bodies in 2014 (\$, exclusive of GST)

Name	State	Non-Government Reform Support	ACT Adjustment Assistance	Choice and Affordability	Total Funding
Association of Independent Schools of the ACT Inc	ACT	784,219	2,500,000	0	3,284,219
Catholic Education Office	ACT	324,938	0	0	324,938
Association of Independent Schools of New South Wales	NSW	7,485,668	0	0	7,485,668
Catholic Education Commission NSW	NSW	4,594,418	0	0	4,594,418
Association of Independent Schools of the Northern Territory	NT	510,933	0	0	510,933
Catholic Church of the Diocese of Darwin Property Trust Inc	NT	86,032	0	0	86,032
Corporation of the Roman Catholic Bishops of Queensland	QLD	2,567,447	0	0	2,567,447
Independent Schools Queensland	QLD	4,833,513	0	0	4,833,513
Association of Independent Schools of South Australia	SA	2,093,598	0	0	2,093,598
South Australian Commission for Catholic Schools Inc	SA	898,993	0	0	898,993
Association of Independent Schools Tasmania	TAS	640,380	0	0	640,380
Catholic Education Centre	TAS	271,789	0	0	271,789
Catholic Education Commission of Victoria Limited	VIC	3,670,155	0	0	3,670,155
Independent Schools Victoria	VIC	5,444,491	0	0	5,444,491
Association of Independent Schools of Western Australia Inc	WA	3,207,197	0	0	3,207,197
Catholic Education Commission of W.A.	WA	1,252,891	0	0	1,252,891
TOTAL		38,666,662	2,500,000	0	41,166,662

Source: DESE (totals may not equal due to rounding as figures have been rounded to the nearest dollar)

Table B5: Special and Prescribed Circumstances financial assistance to Approved Authorities in 2014 (\$, exclusive of GST)

Name	State	Special Circumstances Funding	Indigenous Boarding Initiative	Additional funding for students with disability	ACT Adjustment assistance	Transition Assistance for low-growth government schools in 2018	Transition Assistance for system weighted average SES schools in 2018	Additional support for Northern Territory government schools	Additional assistance of system weighted benefit schools for 2019	Adjustment funding for low-growth non-government schools in 2019	Additional Assistance for 2016 census data arrangements	Local Schools Community Fund	Total Funding
Calrossy Anglican School	NSW	4,737,191	0	0	0	0	0	0	0	0	0	0	4,737,191
Macquarie Grammar School Limited	NSW	76,673	0	0	0	0	0	0	0	0	0	0	76,673
Marrickville Community Training Centre Inc.	NSW	373,229	0	0	0	0	0	0	0	0	0	0	373,229
Salamah College Limited	NSW	2,789,582	0	0	0	0	0	0	0	0	0	0	2,789,582
Catholic Church of the Diocese of Darwin Property Trust Inc	NT	0	382,283	0	0	0	0	0	0	0	0	0	382,283
Haileybury Rendall School	NT	0	364,973	0	0	0	0	0	0	0	0	0	364,973
NT Christian Schools	NT	0	287,667	0	0	0	0	0	0	0	0	0	287,667
Tiwi Education Board Incorporated	NT	0	188,305	0	0	0	0	0	0	0	0	0	188,305
Uniting Church In Australia Property Trust (NT)	NT	0	85,264	0	0	0	0	0	0	0	0	0	85,264
TThe Corporation of the Roman Catholic Bishops of Queensland	QLD	0	1,019,412	0	0	0	0	0	0	0	0	0	1,019,412
Djarra-gun College Limited	QLD	0	815,650	0	0	0	0	0	0	0	0	0	815,650
The Uniting Church In Australia Property Trust (Q)	QLD	0	738,938	0	0	0	0	0	0	0	0	0	738,938
Lutheran Education South Australia Northern Territory and Western Australia Incorporated	SA	0	508,768	0	0	0	0	0	0	0	0	0	508,768
The Uniting Church In Australia Property Trust (Victoria)	VIC	0	205,824	0	0	0	0	0	0	0	0	0	205,824
Worawa Aboriginal College Limited	VIC	0	225,367	0	0	0	0	0	0	0	0	0	225,367
Catholic Education Commission of WA	WA	0	817,383	0	0	0	0	0	0	0	0	0	817,383
Christian Aboriginal Parent-Directed Schools	WA	0	416,236	0	0	0	0	0	0	0	0	0	416,236

Name	State	Special Circumstances Funding	Indigenous Boarding Initiative	Additional funding for students with disability	ACT Adjustment assistance	Transition Assistance for low-growth government schools in 2018	Transition Assistance for system weighted average SES schools in 2018	Additional support for Northern Territory government schools	Additional assistance of system weighted benefit schools for 2019	Adjustment funding for low-growth non-government schools in 2019	Additional Assistance for 2016 census data arrangements	Local Schools Community Fund	Total Funding
Karalundi Aboriginal Education Community Inc	WA	0	134,901	0	0	0	0	0	0	0	0	0	134,901
Winthrop Baptist College Inc.	WA	4,823,234	0	0	0	0	0	0	0	0	0	0	4,823,234
TOTAL		12,799,909	6,190,971	0	0	0	0	0	0	0	0	0	18,990,880

Source: DESE (totals may not equal due to rounding as figures have been rounded to the nearest dollar)

Table B6: Financial assistance to state and territory governments in 2015 (\$, exclusive of GST)

State	Base	Students with disability	Aboriginal and Torres Strait Islander	Low English proficiency	Socio educational disadvantage	Location	Size	Special Circumstances Funding	Prescribed Circumstances Funding	Adjustments ^a	Previous Legislation	Total Funding
ACT	66,158,550	7,794,928	691,220	85,719	3,741,844	2,322	985,568	0	0	-685,087	0	78,775,064
NSW	1,240,401,410	150,274,945	37,770,519	4,918,513	190,140,940	27,243,826	32,343,235	0	0	-13,290,185	0	1,669,803,203
NT	68,527,077	8,156,754	23,119,836	986,641	14,973,045	23,370,926	4,033,791	0	0	-5,914,354	0	137,253,717
QLD	878,982,850	106,046,715	35,039,313	1,162,099	138,298,734	42,076,732	17,341,997	0	0	-19,104,246	0	1,199,844,193
SA	272,985,493	46,964,354	7,106,693	523,664	42,869,742	13,654,277	8,030,543	0	0	-4,774,126	0	387,360,640
TAS	104,614,369	16,629,491	3,229,136	123,056	21,725,514	10,152,993	3,290,727	0	0	-2,891,567	0	156,873,719
VIC	993,134,934	127,904,366	5,433,989	5,698,734	151,815,540	10,907,999	23,596,449	0	0	-14,838,429	0	1,303,653,583
WA	402,029,334	39,063,406	15,848,870	1,479,236	55,919,430	25,292,854	10,167,678	0	0	-16,497,841	0	533,302,968
TOTAL	4,026,834,017	502,834,959	128,239,576	14,977,662	619,484,789	152,701,929	99,789,988	0	0	-77,995,835	0	5,466,867,087

Source: DESE (totals may not equal due to rounding as figures have been rounded to the nearest dollar)

8 Any payment adjustments to funding that have occurred for AAs are also reported. Payment adjustments are a result of changes to previous year/s entitlements due to changes in enrolment or other factors that determine the annual funding calculated for a school. Note that payment adjustments can apply to recurrent funding as well as special/prescribed circumstances funding.

Table B7: Total funding paid to approved authorities of non-government schools in 2015 (\$, exclusive of GST)

Name	State	Base	Students with disability	Aboriginal and Torres Strait Islander	Low English proficiency	Socio educational disadvantage	Location	Size	Special Circumstances Funding	Prescribed Circumstances Funding	Adjustments ⁹	Previous Legislation	Total Funding
AFC Schools (ACT) Limited	ACT	833,842	0	2,680	1,913	97,651	0	104,899	0	0	0	0	1,040,985
Best-Practice Education Group Limited	ACT	243,739	61,850	0	0	8,269	0	113,080	0	0	0	0	426,938
Brindabella Christian Education Limited	ACT	3,786,318	521,581	2,691	14,940	89,095	0	0	0	0	0	0	4,414,625
Burgmann Anglican School	ACT	7,772,409	1,202,758	41,274	2,227	213,785	0	0	0	0	-926	0	9,231,527
Canberra Girls Grammar School	ACT	3,681,661	166,211	23,696	1,841	57,703	0	0	0	0	0	0	3,931,112
Canberra Grammar School	ACT	3,768,197	387,313	17,539	5,841	47,354	0	0	0	0	-2,190	0	4,224,053
Canberra Muslim Youth Incorporated	ACT	135,230	0	0	0	0	0	117,629	0	0	0	0	252,859
Canberra Rudolf Steiner School Association Incorporated	ACT	3,038,958	353,354	31,501	0	182,224	0	0	0	0	0	0	3,606,037
Communities@Work Ltd	ACT	268,398	159,751	48,337	0	25,190	0	64,569	0	0	-14,736	0	551,509
Covenant College Tuggeranong ACT Association Incorporated	ACT	546,589	44,064	3,542	0	18,285	0	145,649	0	0	0	0	758,129
Daramalan College	ACT	8,846,136	1,046,617	38,830	29,381	775,003	0	0	0	0	0	0	10,735,967
Emmaus Christian School Canberra Limited	ACT	1,426,324	255,965	14,040	1,418	78,468	0	187,400	0	0	0	0	1,963,615
Radford College Limited	ACT	6,433,213	725,918	29,105	5,019	72,569	0	0	0	0	0	0	7,265,824
Seventh-day Adventist Schools (South New South Wales) Limited	ACT	1,329,991	91,111	77,967	0	214,493	75,550	306,412	0	0	0	0	2,095,524
The Canberra Montessori Society INC	ACT	374,869	91,965	1,479	0	3,197	0	114,279	0	0	-44,520	0	541,269
The Trustees of the Marist Brothers	ACT	9,499,013	1,366,513	65,723	4,703	387,940	0	0	0	0	0	0	11,323,892

9 Any payment adjustments to funding that have occurred for AAs are also reported. Payment adjustments are a result of changes to previous year/s entitlements due to changes in enrolment or other factors that determine the annual funding calculated for a school. Note that payment adjustments can apply to recurrent funding as well as special/prescribed circumstances funding.

Name	State	Base	Students with disability	Aboriginal and Torres Strait Islander	Low English proficiency	Socio educational disadvantage	Location	Size	Special Circumstances Funding	Prescribed Circumstances Funding	Adjustments ^a	Previous Legislation	Total Funding
Trinity Christian School Incorporated	ACT	4,672,286	1,112,262	20,645	7,381	214,805	0	0	0	0	0	0	6,027,379
Trustees for Catholic Education Office Archdiocese of Canberra & Goulburn	ACT	85,628,217	6,624,998	484,637	20,975	4,503,266	0	774,956	0	0	-15,181	0	98,021,868
Al Amanah College Ltd	NSW	5,743,128	275,599	0	63,047	686,569	0	0	0	0	0	0	6,768,343
Al Faisal College Limited	NSW	16,123,532	0	0	191,691	2,014,913	0	0	0	0	0	0	18,330,136
Al Sadiq College Incorporated	NSW	3,226,889	1,148,288	2,414	41,519	905,286	0	0	0	0	-57,392	0	5,267,004
Al Zahra College Limited	NSW	2,008,263	104,922	0	32,485	473,468	0	80,870	0	0	0	0	2,700,008
Al-Hikma College Ltd	NSW	1,770,768	0	0	0	213,666	0	42,043	0	0	0	0	2,026,477
All Saints' College Bathurst Council	NSW	2,805,784	216,977	15,325	0	75,846	0	90,088	0	0	0	0	3,204,020
Al-Noori Muslim School LTD	NSW	11,324,292	14,271	0	47,059	826,267	0	0	0	0	-14,109	0	12,197,780
Alpha Omega Senior College Ltd	NSW	1,266,517	0	0	0	152,822	0	161,984	0	0	0	0	1,581,323
Amity College Australia Limited	NSW	11,031,776	495,822	0	34,253	1,122,652	0	0	0	0	-6,225,404	0	6,459,100
Ananda Marga Pracaraka Samgha LTD	NSW	325,110	0	0	0	11,671	0	122,535	0	0	0	0	459,316
Anglican Schools Corporation	NSW	72,407,649	6,120,076	420,055	32,610	5,602,788	410,131	318,877	0	0	-1,015,585	0	84,296,602
Arden Anglican School Council	NSW	1,852,241	615,809	0	0	22,580	0	0	0	0	0	0	2,490,630
Arkana College Limited	NSW	1,062,020	11,737	0	1,175	35,470	0	102,094	0	0	0	0	1,212,496
Armenian General Benevolent Union School Inc	NSW	139,979	0	0	0	21,432	0	98,245	0	0	0	0	259,656
Ascham School Ltd	NSW	2,360,476	20,177	8,838	0	63,722	0	0	0	0	0	0	2,453,213
Assyrian Christian Schools Limited	NSW	8,373,929	596,763	0	64,479	1,970,213	0	0	0	0	0	0	11,005,384
Australian Christian College - Darling Downs Ltd	NSW	345,814	0	0	0	40,588	0	121,751	0	0	0	0	508,153

Name	State	Base	Students with disability	Aboriginal and Torres Strait Islander	Low English proficiency	Socio educational disadvantage	Location	Size	Special Circumstances Funding	Prescribed Circumstances Funding	Adjustments ^a	Previous Legislation	Total Funding
Australian Christian College - Hume Ltd	NSW	221,811	0	0	0	36,511	7,980	113,927	0	0	0	0	380,229
Australian Christian College - Marsden Park Ltd	NSW	2,137,336	246,636	30,694	3,462	266,653	0	51,691	0	0	0	0	2,736,472
Australian Christian College - Singleton Ltd	NSW	248,923	56,977	9,468	0	53,551	0	89,955	0	0	0	0	458,874
Australian Christian College - Southlands Ltd	NSW	803,215	179,866	1,412	0	107,426	161,414	23,170	0	0	-30,925	0	1,245,577
Australian International Academy of Education Limited	NSW	3,060,321	287,608	0	20,290	260,208	0	63,767	0	0	0	0	3,692,194
Australian Islamic College of Sydney	NSW	7,178,349	14,171	0	53,598	684,037	0	0	0	0	0	0	7,930,156
Australian Performing Arts Grammar School Limited	NSW	667,584	0	5,670	0	29,987	0	164,871	0	0	0	0	868,112
Autism Spectrum Australia (ASPECT)	NSW	3,589,686	8,005,000	12,656	1,900	272,834	0	473,513	0	0	0	0	12,355,589
Avalon Montessori Association	NSW	77,159	0	0	0	17,828	0	78,120	0	0	0	0	173,107
Ballina Christian Education Association Ltd	NSW	928,148	63,939	28,234	0	191,082	0	120,792	0	0	0	0	1,332,195
Bellfield Group Limited	NSW	1,842,825	0	0	6,650	399,701	0	113,590	0	0	-14,426	0	2,348,340
Belmont Christian College Limited	NSW	4,649,821	430,864	29,856	3,998	369,568	0	0	0	0	-871	0	5,483,236
Berakah Christian Education LTD	NSW	3,108,448	289,986	56,579	0	302,259	305,616	0	0	0	0	0	4,062,888
Berowra Christian Community School Limited	NSW	286,797	56,817	0	0	5,415	0	98,844	0	0	0	0	447,873
Bethel Christian School Limited	NSW	1,895,166	243,193	14,208	6,043	302,980	0	125,650	0	0	0	0	2,587,240
Biala Support Services Ltd	NSW	126,808	282,781	15,246	0	21,341	0	41,052	0	0	0	0	487,228
Bishop Druitt College Incorporated	NSW	7,497,840	527,027	75,820	9,582	381,380	571,431	0	0	0	0	0	9,063,080
Bishop Tyrrell Anglican College	NSW	4,413,742	457,293	31,870	0	264,527	0	0	0	0	0	0	5,167,432

Name	State	Base	Students with disability	Aboriginal and Torres Strait Islander	Low English proficiency	Socio educational disadvantage	Location	Size	Special Circumstances Funding	Prescribed Circumstances Funding	Adjustments ^a	Previous Legislation	Total Funding
Blacktown Youth College Incorporated	NSW	642,849	302,210	59,309	0	107,086	0	127,461	0	0	-20,396	0	1,218,519
Blue Mountains Christian Education Association Limited	NSW	766,003	295,665	2,504	0	137,982	0	108,977	0	0	0	0	1,311,131
Blue Mountains Grammar School LTD	NSW	3,030,520	240,372	8,434	0	41,976	0	2,310	0	0	0	0	3,323,612
Blue Mountains Waldorf School Limited	NSW	326,047	0	0	0	13,443	0	90,607	0	0	0	0	430,097
Boys' Town Engadine	NSW	382,473	300,977	20,821	0	36,577	0	91,156	0	0	0	0	832,004
Brightwaters Christian College Limited	NSW	160,081	29,191	1,200	0	17,061	0	84,639	0	0	0	0	292,172
Brigeline College, St Ives	NSW	4,595,316	1,132,560	0	0	135,281	0	0	0	0	0	0	5,863,157
Byron Community Primary School INC	NSW	476,788	0	1,271	0	19,639	0	97,399	0	0	0	0	595,097
Calrossy Anglican School	NSW	5,614,784	503,742	68,862	0	393,048	414,565	0	0	0	0	0	6,995,001
Cameragal Montessori School	NSW	34,379	8,645	0	0	18,668	0	77,439	0	0	0	0	139,130
Campbelltown Anglican Schools Council	NSW	8,233,992	720,058	38,518	0	393,896	0	0	0	0	0	0	9,386,464
Cape Byron Rudolf Steiner School Limited	NSW	2,315,035	97,539	17,013	0	83,100	0	99,658	0	0	0	0	2,612,345
Catholic Education Commission NSW	NSW	1,337,433,401	169,690,338	13,627,642	3,246,588	147,201,294	25,632,088	28,575,151	0	0	-276,626	0	1,725,129,875
Cedars Christian College Ltd	NSW	3,317,162	402,389	8,800	2,268	312,677	0	0	0	0	0	0	4,043,296
Central Coast Grammar School Ltd	NSW	6,285,834	639,333	16,289	0	98,545	0	0	0	0	0	0	7,040,001
Central Coast Sports College Ltd	NSW	2,699,875	0	44,841	0	271,883	0	169,244	0	0	0	0	3,185,843
Central Coast Steiner School Limited	NSW	1,479,784	0	15,205	0	128,058	0	123,531	0	0	0	0	1,746,578
Cessnock Christian School Limited	NSW	6,357,707	737,643	81,559	0	991,761	0	0	0	0	0	0	8,168,670

APPENDIX B: FINANCIAL ASSISTANCE PAID TO
APPROVED AUTHORITIES BETWEEN 2014 AND 2019

Name	State	Base	Students with disability	Aboriginal and Torres Strait Islander	Low English proficiency	Socio educational disadvantage	Location	Size	Special Circumstances Funding	Prescribed Circumstances Funding	Adjustments ^a	Previous Legislation	Total Funding
Chevalier College Limited	NSW	7,464,325	439,715	36,394	4,942	593,867	0	0	0	0	0	0	8,539,243
Christadelphian Heritage College Incorporated	NSW	996,385	194,569	1,435	2,099	158,247	0	127,053	0	0	0	0	1,479,788
Christadelphian Heritage College Sydney Ltd	NSW	1,411,678	123,527	0	12,743	212,625	0	134,185	0	0	0	0	1,894,758
Christian Community School Limited	NSW	4,167,876	366,416	6,328	35,491	497,686	0	0	0	0	0	0	5,073,797
Christian Education Foundation Limited	NSW	3,943,094	678,845	31,995	0	409,604	0	0	0	0	0	0	5,063,538
Chrysalis School for Rudolf Steiner Education LTD	NSW	899,120	115,491	2,383	0	64,525	230,555	93,576	0	0	0	0	1,405,650
Clarence Valley Anglican School Council	NSW	2,558,063	14,808	56,476	2,331	247,166	197,520	131,122	0	0	0	0	3,207,486
Clement College Pty Ltd	NSW	271,419	16,998	0	0	0	0	68,288	0	0	-3	0	356,702
COASIT: Italian Association of Assistance	NSW	307,896	0	0	0	7,145	0	87,662	0	0	0	0	402,703
Coffs Harbour Bible Church Incorporated	NSW	112,189	21,078	0	0	14,353	12,239	63,634	0	0	0	0	223,493
Coffs Harbour Christian Community School LTD	NSW	5,842,188	346,551	27,812	3,311	673,097	537,853	0	0	0	0	0	7,430,812
Condell Park Christian School Inc	NSW	532,813	26,176	0	8,648	73,686	0	122,797	0	0	0	0	764,120
Coogee Boys Preparatory School Pty Ltd	NSW	470,189	10,604	0	0	11,535	0	92,236	0	0	0	0	584,564
Coptic Orthodox Church (NSW) Property Trust	NSW	3,482,484	61,282	0	0	238,402	0	3,569	0	0	0	0	3,785,737
Cornerstone Community	NSW	157,094	0	7,137	0	29,657	27,917	88,813	0	0	0	0	310,618
Council of Newington College	NSW	6,276,956	658,666	8,538	101,079	366,712	0	0	0	0	0	0	7,411,951
Covenant Christian School Association Ltd	NSW	4,777,678	384,005	11,268	2,241	166,551	0	0	0	0	0	0	5,341,743
Granbrook School	NSW	2,335,154	756,311	13,655	2,452	51,140	0	0	0	0	0	0	3,158,712
Currambena Ltd	NSW	165,013	0	1,751	0	62,679	0	134,836	0	0	0	0	364,279

Name	State	Base	Students with disability	Aboriginal and Torres Strait Islander	Low English proficiency	Socio educational disadvantage	Location	Size	Special Circumstances Funding	Prescribed Circumstances Funding	Adjustments ^a	Previous Legislation	Total Funding
Deniliquin Christian School Incorporated	NSW	234,378	64,584	2,829	0	24,066	32,013	98,120	0	0	0	0	455,990
Eagle Arts and Vocational College Incorporated	NSW	349,189	27,347	145,237	0	0	72,311	120,700	0	0	0	0	714,784
Eastern Suburbs Montessori Association Limited	NSW	175,222	62,676	2,390	0	3,067	0	181,726	0	0	0	0	425,081
Elonera Limited	NSW	526,393	131,633	0	0	20,988	0	105,108	0	0	0	0	784,122
Elouera Association Incorporated	NSW	91,117	203,192	2,734	0	13,846	6,960	44,214	0	0	0	0	362,063
Emanuel School	NSW	2,046,654	268,817	0	0	42,907	0	0	0	0	0	0	2,358,378
Emmanuel Anglican College Council	NSW	3,385,723	689,554	16,192	0	133,026	0	0	0	0	0	0	4,224,495
Employment and Training Australia Limited	NSW	618,350	127,793	17,387	0	61,611	0	127,007	0	0	0	0	952,148
Galaxy Foundation Ltd	NSW	0	0	0	0	0	0	0	0	0	6,225,404	0	6,225,404
Georges River Grammar School LTD	NSW	5,322,330	215,504	14,635	9,120	235,305	0	0	0	0	0	0	5,796,894
German School Johannes Gutenberg	NSW	640,756	0	0	1,426	10,110	0	128,284	0	0	0	0	780,576
Giant Steps Sydney Limited	NSW	328,658	732,907	0	0	8,104	0	73,602	0	0	0	0	1,143,271
Glenaeon Rudolf Steiner School Limited	NSW	809,421	130,801	0	0	57,445	0	131,049	0	0	0	0	1,128,716
Good Shepherd Australia New Zealand	NSW	238,919	136,735	30,183	920	44,348	0	56,942	0	0	-334,202	0	173,846
Greek Orthodox Church & Community Bankstown & District St Euphemia Ltd.	NSW	4,295,491	222,593	0	8,005	471,810	0	0	0	0	0	0	4,997,899
Greek Orthodox Parish & Community of Belmore & District All Saints Limited	NSW	3,345,302	416,403	2,936	4,596	233,945	0	0	0	0	0	0	4,003,182
Green Point Christian College Limited	NSW	6,109,400	425,455	31,590	1,203	296,828	0	0	0	0	0	0	6,864,476
Greenacre Baptist Christian Community School Limited	NSW	1,567,508	0	2,903	2,878	54,643	0	120,348	0	0	0	0	1,748,280

Name	State	Base	Students with disability	Aboriginal and Torres Strait Islander	Low English proficiency	Socio educational disadvantage	Location	Size	Special Circumstances Funding	Prescribed Circumstances Funding	Adjustments ^a	Previous Legislation	Total Funding
Hamazkaine - Arshak and Sophie Galstaun College Limited	NSW	1,515,757	54,169	0	0	183,865	0	130,901	0	0	-4,988	0	1,879,704
Hastings Association for Christian Education Ltd	NSW	1,810,017	415,078	63,264	0	254,012	94,565	124,212	0	0	0	0	2,761,148
Hawkesbury Independent School INC	NSW	274,008	10,712	6,283	0	9,163	0	93,183	0	0	0	0	393,349
Highfields Preparatory and Kindergarten School Limited	NSW	117,721	37,752	0	0	63,921	0	109,461	0	0	0	0	328,855
HopePoint Christian School Limited	NSW	446,363	152,058	3,809	0	27,578	0	88,177	0	0	0	0	717,985
Hunter Christian School Limited	NSW	2,097,822	535,655	11,832	900	149,807	0	99,875	0	0	0	0	2,895,891
Hunter Trade College Ltd	NSW	1,343,220	104,754	28,592	0	258,521	0	138,569	0	0	0	0	1,873,656
Hunter Valley Grammar School	NSW	6,698,937	375,513	46,964	2,572	184,429	0	0	0	0	0	0	7,308,415
Illawarra Association for Christian Parent Controlled Education	NSW	4,785,349	717,980	30,963	8,915	247,365	0	0	0	0	0	0	5,790,572
Inaburra Communications Ltd	NSW	4,409,423	413,570	6,979	3,932	178,338	0	0	0	0	0	0	5,012,242
Inner Sydney Montessori Association	NSW	348,355	215,980	0	0	9,461	0	156,557	0	0	0	0	730,353
International Chinese School Limited	NSW	13,974	0	0	0	0	0	75,364	0	0	0	0	89,338
International Society for Krishna Consciousness Incorporation	NSW	373,518	0	0	0	55,558	0	115,426	0	0	0	0	544,502
Irfan College Limited	NSW	885,772	0	0	28,119	279,312	0	123,436	0	0	0	0	1,316,639
John Colet Schools	NSW	615,959	178,674	0	0	3,528	0	111,013	0	0	0	0	909,174
Kamarol Rudolf Steiner School Limited	NSW	732,531	27,476	0	0	21,250	0	119,497	0	0	0	0	900,754
Kambala	NSW	2,113,278	0	16,862	1,902	32,075	0	0	0	0	0	0	2,164,117
Kesser Torah College Limited	NSW	2,491,429	15,144	0	0	58,573	0	123,302	0	0	0	0	2,688,448

Name	State	Base	Students with disability	Aboriginal and Torres Strait Islander	Low English proficiency	Socio educational disadvantage	Location	Size	Special Circumstances Funding	Prescribed Circumstances Funding	Adjustments ^a	Previous Legislation	Total Funding
Kincoppal - Rose Bay School Limited	NSW	1,864,135	282,511	25,156	0	34,029	0	0	0	0	0	0	2,205,831
Kindlehill Ltd	NSW	542,674	103,769	0	0	17,878	0	104,220	0	0	0	0	768,542
Kingdom Culture Christian School Ltd	NSW	118,782	0	0	0	0	0	113,046	0	0	0	0	231,828
Kinma Limited	NSW	168,311	17,044	0	0	9,642	0	74,127	0	0	0	0	269,124
Koinonia Christian Academy Inc School	NSW	111,908	0	14,337	0	24,257	142,440	67,683	0	0	0	0	360,626
Korowal School Limited	NSW	969,795	486,644	7,907	0	28,793	0	106,476	0	0	0	0	1,599,615
Lakes Grammar An Anglican School Board	NSW	5,985,382	1,021,265	47,222	1,080	484,081	0	0	0	0	0	0	7,539,030
Liberty Church Inc	NSW	91,886	33,025	12,275	0	42,906	9,317	71,817	0	0	0	0	261,226
Lindfield Montessori Society Incorporated	NSW	5,999	0	0	0	3,257	0	32,355	0	0	0	0	41,611
Lindisfarne Anglican School	NSW	6,600,840	378,882	17,141	2,359	220,968	0	0	0	0	0	0	7,220,190
Linuwel School Ltd	NSW	1,378,083	0	3,032	1,089	70,924	0	127,531	0	0	0	0	1,580,659
Liverpool/Campbelltown Christian School Ltd	NSW	7,222,011	1,169,356	18,397	8,125	557,580	0	0	0	0	0	0	8,975,469
Loreto Kirribilli Limited	NSW	5,140,744	1,066,172	0	0	52,789	0	0	0	0	0	0	6,259,705
Loreto Normanhurst Limited	NSW	4,492,695	157,973	50,410	0	97,959	0	0	0	0	0	0	4,799,037
Lorien Novallis School for Rudolf Steiner Education Ltd	NSW	920,833	85,700	0	3,379	133,377	0	100,786	0	0	0	0	1,244,075
Lutheran Primary School Wagga Wagga Limited	NSW	1,848,189	137,450	5,196	2,073	93,848	8,050	0	0	0	0	0	2,094,806
Lycee Condorcet - the French School of Sydney Limited	NSW	1,980,390	0	0	3,958	26,836	0	0	0	0	0	0	2,011,184
Macarthur Anglican School	NSW	4,328,428	370,644	16,567	0	192,635	0	0	0	0	0	0	4,908,274
Macleay Valley Workplace Learning Centre Incorporated	NSW	620,041	199,270	452,659	0	239,512	69,277	131,798	0	0	0	0	1,712,557

Name	State	Base	Students with disability	Aboriginal and Torres Strait Islander	Low English proficiency	Socio educational disadvantage	Location	Size	Special Circumstances Funding	Prescribed Circumstances Funding	Adjustments ^a	Previous Legislation	Total Funding
Macquarie Grammar School Limited	NSW	132,679	0	2,715	0	61,313	0	85,604	0	0	0	0	282,311
Macquarie University	NSW	171,562	382,583	0	0	4,041	0	63,890	0	0	0	0	622,076
Maitland Christian School Limited	NSW	3,057,997	642,555	8,854	3,807	309,354	0	0	0	0	0	0	4,022,567
Malek Fahd Islamic School Limited	NSW	17,630,887	88,357	9,614	87,101	1,367,401	0	0	0	0	-58,756	0	19,124,604
Manly Warringah Montessori Society	NSW	25,968	13,703	0	0	6,000	0	59,594	0	0	0	0	105,265
Marrickville Community Training Centre Inc.	NSW	614,582	264,723	10,215	0	66,741	0	121,442	0	0	-58,293	0	1,019,410
Masada College	NSW	862,092	170,584	0	1,250	468,101	0	59,016	0	0	0	0	1,561,043
Mater Dei School	NSW	775,260	1,704,984	3,540	0	106,474	0	98,816	0	0	-17,481	0	2,671,593
Medowie Christian School Limited	NSW	2,406,740	278,581	16,112	1,266	246,086	0	85,868	0	0	0	0	3,034,653
Melkite Catholic Eparchy Corporation	NSW	1,432,351	97,283	0	8,164	210,877	0	105,172	0	0	0	0	1,853,847
Meriden School	NSW	4,039,724	170,868	13,366	6,630	79,781	0	0	0	0	0	0	4,310,369
Minimbah Preschool, Primary School Aboriginal Corporation Incorporated	NSW	313,526	89,717	376,232	0	143,348	33,283	78,039	0	0	-14,473	0	1,019,672
Moama Anglican Grammar Ltd	NSW	4,864,096	29,349	13,347	0	334,040	117,835	0	0	0	0	0	5,358,667
Monte Sant' Angelo Mercy College Limited	NSW	5,569,855	221,178	4,776	0	203,642	0	0	0	0	0	0	5,999,451
Moree Christian School INC	NSW	659,105	41,698	47,445	0	62,474	182,161	132,804	0	0	0	0	1,125,687
Morian War Memorial College Association	NSW	3,106,232	851,393	0	0	129,596	0	0	0	0	0	0	4,087,221
Mosman Church of England Preparatory School Limited	NSW	450,439	104,076	0	0	725	0	0	0	0	0	0	555,240
Mount Annan Christian College Ltd	NSW	2,503,772	713,021	13,248	0	311,566	0	30,165	0	0	0	0	3,571,772
Mount Sinai College	NSW	982,667	70,465	0	0	6,162	0	16,345	0	0	0	0	1,075,639

Name	State	Base	Students with disability	Aboriginal and Torres Strait Islander	Low English proficiency	Socio educational disadvantage	Location	Size	Special Circumstances Funding	Prescribed Circumstances Funding	Adjustments ^a	Previous Legislation	Total Funding
Mount St Benedict College	NSW	6,691,470	665,767	0	8,485	358,795	0	0	0	0	0	0	7,724,517
Mumbulla School for Rudolf Steiner Education Limited	NSW	1,034,592	97,744	11,035	0	43,973	181,397	106,278	0	0	0	0	1,475,019
Nambucca Valley Christian Community School	NSW	855,613	85,957	51,238	0	137,122	112,665	116,678	0	0	0	0	1,359,273
Namoi Valley Christian School INC	NSW	77,657	30,473	9,899	507	18,121	40,556	88,356	0	0	0	0	265,569
NEGS Limited	NSW	1,445,396	114,969	21,987	0	62,695	175,181	131,065	0	0	0	0	1,951,293
Nepean District Christian Education Association LTD	NSW	2,185,058	247,564	9,296	0	327,417	0	84,515	0	0	-839	0	2,853,011
Newcastle Grammar School Limited	NSW	3,479,309	505,471	3,443	0	50,425	0	0	0	0	0	0	4,038,648
Newcastle Waldorf School Ltd	NSW	751,895	0	13,496	0	34,698	0	116,438	0	0	0	0	916,527
Northcross Limited	NSW	1,563,751	212,483	0	0	11,010	0	0	0	0	0	0	1,787,244
Northern Beaches Christian School	NSW	7,524,790	262,212	12,742	3,906	242,128	0	0	0	0	0	0	8,045,778
Northern Beaches Montessori Association	NSW	19,114	0	0	0	2,843	0	28,243	0	0	0	0	50,200
Northholm Grammar School Ltd	NSW	1,510,294	336,026	1,522	0	151,019	0	105,473	0	0	0	0	2,104,334
Northside Montessori Society	NSW	111,621	42,279	0	0	4,313	0	122,586	0	0	0	0	280,799
Norwest Christian College Limited	NSW	2,575,762	171,190	8,101	0	275,369	0	34,746	0	0	-24,927	0	3,040,241
Nowra Baptist Church Christian Community School Ltd	NSW	2,302,643	152,615	9,734	0	192,177	0	132,737	0	0	0	0	2,789,906
Oakhill College	NSW	10,090,209	675,367	69,732	5,381	642,551	0	0	0	0	0	0	11,483,240
Odyssey House NSW	NSW	295,705	550,011	5,346	0	32,113	0	59,719	0	0	-20,270	0	922,624
OneSchool Global NSW	NSW	7,536,998	375,080	1,688	0	1,587,541	0	0	0	0	0	0	9,501,307
Orange Christian Schools Ltd	NSW	1,909,388	253,010	35,282	0	177,762	46,683	129,619	0	0	0	0	2,551,744

Name	State	Base	Students with disability	Aboriginal and Torres Strait Islander	Low English proficiency	Socio educational disadvantage	Location	Size	Special Circumstances Funding	Prescribed Circumstances Funding	Adjustments ^a	Previous Legislation	Total Funding
Our Lady of Mercy College Paramatta	NSW	5,478,999	487,448	12,506	8,722	241,676	0	0	0	0	0	0	6,229,351
Oxford Falls Grammar School Limited	NSW	3,751,772	929,515	0	0	132,573	0	0	0	0	0	0	4,813,860
Oxley College Limited	NSW	2,560,706	425,682	3,112	2,136	30,391	0	57,938	0	0	0	0	3,079,965
Pacific Coast Christian School Limited	NSW	2,309,601	484,747	152,105	0	469,682	0	134,704	0	0	0	0	3,550,839
Pacific Hills Christian Education Limited	NSW	5,080,492	764,905	22,299	0	217,032	0	17,755	0	0	0	0	6,102,483
Pacific Valley Christian School Ltd	NSW	1,126,773	102,925	40,080	0	211,974	89,610	126,654	0	0	0	0	1,698,016
Pal Buddhist School Limited	NSW	498,629	0	0	0	52,587	0	115,933	0	0	0	0	667,149
PARED Ltd	NSW	8,004,331	966,438	0	3,430	374,141	0	199,978	0	0	0	0	9,548,318
Parkes Christian School Limited	NSW	1,494,000	254,802	61,211	0	267,448	218,711	145,876	0	0	0	0	2,442,048
Penrith Christian School	NSW	3,866,976	729,805	42,740	3,352	513,569	0	0	0	0	0	0	5,156,442
Provincial of Order of Hermits of Saint Augustine In Australasia	NSW	7,183,654	329,892	37,296	3,967	271,850	0	0	0	0	0	0	7,826,659
Queenwood School for Girls LTD	NSW	2,316,010	100,006	0	0	34,048	0	0	0	0	0	0	2,450,064
Rainbow Ridge School for Steiner Education Limited	NSW	497,222	0	7,346	0	31,612	26,359	118,485	0	0	0	0	681,024
Reddam House Limited	NSW	2,407,988	0	0	1,902	68,283	0	0	0	0	0	0	2,478,173
Redeemer Baptist School Ltd	NSW	1,883,990	523,513	2,962	7,912	76,187	0	83,710	0	0	0	0	2,578,274
Redfern Jarjum College Ltd	NSW	136,046	74,426	163,255	0	66,414	0	129,477	0	0	0	0	569,618
Rissalah College Ltd	NSW	3,630,474	0	0	30,173	468,253	0	0	0	0	0	0	4,128,900
Robinson Education Centre Incorporated	NSW	365,548	50,994	70,368	0	131,576	75,239	123,368	0	0	-9	0	817,084
Rosebank College	NSW	8,054,751	825,820	10,626	0	750,180	0	0	0	0	0	0	9,641,377
Rosemount Good Shepherd Youth and Family Services	NSW	0	0	0	0	0	0	0	0	0	334,202	0	334,202

Name	State	Base	Students with disability	Aboriginal and Torres Strait Islander	Low English proficiency	Socio educational disadvantage	Location	Size	Special Circumstances Funding	Prescribed Circumstances Funding	Adjustments ^a	Previous Legislation	Total Funding
Royal Institute for Deaf and Blind Children	NSW	713,414	1,590,911	2,782	0	54,322	0	245,486	0	0	0	0	2,606,916
S.C.E.G.S Darlinghurst Limited	NSW	1,924,987	39,003	29,190	0	18,954	0	0	0	0	0	0	2,012,134
Saint Mary MacKillop College Albany Limited	NSW	530,777	35,241	0	0	29,308	0	113,137	0	0	0	0	708,463
Saint Mary MacKillop Colleges Limited	NSW	697,528	52,643	0	0	47,298	3,351	124,699	0	0	0	0	925,519
Salamah College Limited	NSW	4,629,436	12,859	0	150,045	1,127,510	0	0	0	0	0	0	5,919,850
Santa Sabina College LTD	NSW	5,072,129	356,916	4,859	2,525	123,736	0	0	0	0	0	0	5,560,165
Sapphire Coast Anglican College	NSW	1,912,970	233,709	7,088	0	180,733	335,761	121,208	0	0	0	0	2,791,469
Sathya Sai School (NSW) Inc	NSW	772,698	141,948	5,841	0	59,370	0	102,893	0	0	0	0	1,082,750
SCECGS Redlands Limited	NSW	2,640,467	80,937	0	1,452	54,544	0	0	0	0	0	0	2,777,400
Seventh-Day Adventist Schools (Greater Sydney) Limited	NSW	10,963,983	539,558	60,699	20,986	1,367,416	0	388,799	0	0	0	0	13,341,441
Seventh-Day Adventist Schools (North New South Wales) Limited	NSW	22,097,136	2,466,215	544,609	6,315	2,240,685	451,090	614,136	0	0	-9,313	0	28,410,873
Shearwater The Mullumbimby Steiner School Limited	NSW	3,975,108	30,296	49,602	0	192,302	0	0	0	0	0	0	4,247,308
Sherwood Hills Christian School Ltd	NSW	701,313	209,342	8,170	2,624	96,709	0	102,853	0	0	0	0	1,121,011
Skillset Ltd	NSW	284,865	85,460	21,698	0	0	0	65,316	0	0	0	0	457,339
Snowy Mountains Christian School Limited	NSW	531,265	12,303	1,394	0	51,444	19,384	118,308	0	0	-8,098	0	726,000
Snowy Mountains Grammar School Limited	NSW	1,341,507	14,095	6,547	0	60,111	266,894	141,110	0	0	0	0	1,830,264
Society of St Plus X LTD	NSW	114,913	0	0	0	19,369	0	76,762	0	0	0	0	211,044
Southern Cross Baptist Church Christian School INC.	NSW	99,327	11,597	0	0	9,725	0	49,416	0	0	0	0	170,065

Name	State	Base	Students with disability	Aboriginal and Torres Strait Islander	Low English proficiency	Socio educational disadvantage	Location	Size	Special Circumstances Funding	Prescribed Circumstances Funding	Adjustments ^a	Previous Legislation	Total Funding
Southern Highlands Association for Steiner Education Incorporated	NSW	98,183	60,060	0	0	25,134	0	118,418	0	0	0	0	301,795
Southern Highlands Christian School LTD	NSW	1,918,788	318,531	4,112	0	157,368	0	100,054	0	0	0	0	2,498,853
Southside Montessori Society	NSW	186,715	9,148	1,098	0	3,954	0	79,570	0	0	0	0	280,485
St Bishop Coptic Orthodox College	NSW	1,833,220	186,110	2,959	8,820	168,934	0	129,383	0	0	0	0	2,329,426
St Columba Anglican School Council Incorporated	NSW	6,761,689	817,928	44,284	7,679	273,511	354,234	0	0	0	0	0	8,259,325
St George Christian School Ltd	NSW	4,077,290	503,942	5,024	1,234	120,800	0	0	0	0	0	0	4,708,290
St Johns Lutheran School Jindera Incorporated	NSW	1,328,464	205,512	9,837	0	123,848	0	57,601	0	0	0	0	1,725,262
St Lucy's School	NSW	602,507	1,343,591	0	0	11,323	0	74,405	0	0	0	0	2,031,826
St Lukes Scone Grammar School Council	NSW	3,576,574	117,219	8,835	0	430,834	303,259	0	0	0	0	0	4,436,721
St Mary and St Mina's Coptic Orthodox College	NSW	2,138,908	0	0	1,424	48,067	0	158,621	0	0	-97,672	0	2,249,348
St Mary Star of the Sea College Limited	NSW	8,175,991	592,158	17,580	7,682	507,520	0	0	0	0	0	0	9,300,931
St Patrick's College	NSW	4,761,202	544,198	68,622	3,614	560,906	0	7,199	0	0	-7,975	0	5,937,766
St Paul's College Ltd	NSW	1,544,496	445,054	25,169	0	330,645	129,161	130,827	0	0	0	0	2,605,352
St Pauls Grammar School Penrith LTD	NSW	4,166,510	822,472	10,264	31,902	296,830	0	0	0	0	0	0	5,327,978
St Pauls International College	NSW	150,637	0	0	0	8,948	0	41,501	0	0	0	0	201,086
St Paul's Lutheran Primary School, Henty Incorporated	NSW	280,312	10,345	6,038	0	44,532	37,850	89,984	0	0	0	0	469,061
St Peter's Anglican College	NSW	2,363,880	272,852	29,120	0	214,483	198,759	128,541	0	0	0	0	3,207,635
St Philip's Christian Education Foundation Ltd	NSW	14,819,312	3,280,031	74,953	6,327	970,929	0	108,929	0	0	-40	0	19,260,441
St Scholastica's College	NSW	7,301,768	465,393	265,981	2,320	316,270	0	0	0	0	-32,647	0	8,319,085

Name	State	Base	Students with disability	Aboriginal and Torres Strait Islander	Low English proficiency	Socio educational disadvantage	Location	Size	Special Circumstances Funding	Prescribed Circumstances Funding	Adjustments ^a	Previous Legislation	Total Funding
St Stanislaus' College Bathurst	NSW	3,718,147	355,539	89,335	7,933	355,191	0	96,516	0	0	0	0	4,622,661
St Vincent's College Limited	NSW	3,088,237	243,524	71,238	0	142,900	0	91,486	0	0	-16,843	0	3,620,542
Stella Maris College	NSW	5,734,296	412,938	0	2,167	258,109	0	0	0	0	0	0	6,407,510
Suburban Islamic Association	NSW	379,338	0	3,548	0	47,309	0	121,773	0	0	0	0	551,968
Summerland Christian Life Centre Ltd	NSW	2,716,765	586,817	91,810	0	300,823	0	177,796	0	0	-1,974	0	3,872,037
Sun Artistry Limited	NSW	406,947	0	0	0	23,345	7,682	113,903	0	0	0	0	551,877
Sydney Church of England Grammar School Council	NSW	2,855,508	33,851	11,128	10,994	88,682	0	0	0	0	-7,426	0	2,992,737
Sydney Japanese School Limited	NSW	463,620	31,112	0	0	5,149	0	92,383	0	0	0	0	592,264
Sydney Montessori School Limited	NSW	288,110	108,051	0	0	26,645	0	82,931	0	0	-1,640	0	504,098
Sylvanvale Foundation Limited	NSW	29,045	64,770	0	0	3,155	0	31,328	0	0	-5,217	0	123,080
Tallowood Steiner School INC	NSW	106,246	0	22,494	0	14,653	27,483	83,042	0	0	0	0	253,918
Tambelin Independent School Inc	NSW	146,077	0	0	0	8,925	0	97,259	0	0	-6	0	252,255
Taree Christian Community School LTD	NSW	3,767,810	321,286	185,723	2,553	685,179	83,729	0	0	0	0	0	5,046,280
The Abraham Kuyper Christian Education Association Limited	NSW	623,155	170,480	1,190	0	42,135	0	101,637	0	0	0	0	938,597
The Anglican School Googong	NSW	144,341	0	0	0	0	0	113,046	0	0	0	0	257,387
The Armidale School	NSW	2,875,152	150,082	28,903	0	107,629	338,007	52,114	0	0	0	0	3,551,887
The Armidale Waldorf School LTD	NSW	463,518	0	2,494	873	26,692	57,912	96,223	0	0	0	0	647,712
The Association for Christian Education of Blacktown Ltd	NSW	4,625,320	635,516	12,244	10,111	437,368	0	0	0	0	-858	0	5,719,701

Name	State	Base	Students with disability	Aboriginal and Torres Strait Islander	Low English proficiency	Socio educational disadvantage	Location	Size	Special Circumstances Funding	Prescribed Circumstances Funding	Adjustments ^a	Previous Legislation	Total Funding
The Athena School Limited	NSW	92,705	0	0	0	4,643	0	59,475	0	0	0	0	156,823
The Australian Institute of Music Limited	NSW	173,837	0	3,902	0	37,294	0	70,292	0	0	0	0	285,323
The Australian Province of the Society of Jesus	NSW	4,248,582	583,575	90,983	0	102,659	0	0	0	0	0	0	5,025,799
The Casuarina School Co-Operative LTD	NSW	647,670	132,083	5,510	866	36,799	53,151	95,743	0	0	0	0	971,822
The Christian Parent-Controlled School Wellington Limited	NSW	120,484	27,667	8,181	0	16,646	29,515	120,328	0	0	0	0	322,821
The Coast Christian School Limited	NSW	697,784	74,812	3,822	0	36,115	0	92,964	0	0	0	0	905,497
The Contributor's Society Ltd	NSW	1,215,537	0	11,216	0	216,466	0	135,426	0	0	0	0	1,578,645
The Council of Abbotsleigh	NSW	2,995,240	158,961	25,865	5,703	35,175	0	0	0	0	0	0	3,220,944
The Council of Barker College	NSW	4,408,339	368,058	11,131	0	48,908	0	0	0	0	0	0	4,836,436
The Council of St Andrew's Cathedral School	NSW	2,979,059	1,045,193	189,696	3,034	83,465	0	85,663	0	0	0	0	4,386,110
The Council of St Catherine's School Waverley	NSW	3,201,161	301,401	20,897	1,348	67,309	0	0	0	0	0	0	3,592,116
The Council of Tara Anglican School for Girls	NSW	2,314,868	226,416	1,636	0	42,702	0	0	0	0	0	0	2,585,622
The Council of the King's School	NSW	6,741,158	195,468	7,969	0	118,706	0	91,540	0	0	0	0	7,154,841
The Council of Trinity Grammar School	NSW	8,380,624	622,491	6,760	4,031	121,584	0	0	0	0	0	0	9,135,490
The Ebenezer Foundation Ltd	NSW	390,077	0	0	0	44,996	0	97,574	0	0	0	0	532,647
The Greek Orthodox Parish of South East Sydney	NSW	3,860,410	143,610	0	1,458	186,049	0	0	0	0	0	0	4,191,527
The Hills Grammar School	NSW	2,782,403	447,991	0	1,198	85,929	0	0	0	0	0	0	3,317,521
The Illawarra Grammar School	NSW	4,467,105	470,960	19,632	3,690	84,321	0	0	0	0	0	0	5,045,708

Name	State	Base	Students with disability	Aboriginal and Torres Strait Islander	Low English proficiency	Socio educational disadvantage	Location	Size	Special Circumstances Funding	Prescribed Circumstances Funding	Adjustments ^a	Previous Legislation	Total Funding
The International Grammar School Sydney LTD	NSW	2,923,357	587,068	30,102	1,347	55,837	0	0	0	0	0	0	3,597,711
The John Wycliffe Christian Education Association Ltd	NSW	2,507,845	918,188	16,942	2,199	146,501	0	20,552	0	0	0	0	3,612,227
The Joseph Varga School	NSW	139,547	311,190	0	0	22,608	0	45,176	0	0	-55,000	0	463,521
The Manning Valley Anglican College Council	NSW	1,995,362	364,686	48,257	0	404,452	47,044	135,129	0	0	0	0	2,994,930
The Maronite Sisters of the Holy Family	NSW	6,861,066	575,533	0	63,282	1,564,141	0	0	0	0	0	0	9,064,022
The McDonald College Limited	NSW	939,368	113,300	6,581	0	43,856	0	145,232	0	0	0	0	1,248,337
The Muslim League of New South Wales Incorporated	NSW	6,694,219	0	0	52,959	1,044,095	0	0	0	0	0	0	7,791,273
The Peninsula Montessori Association Ltd	NSW	303,362	224,865	0	665	7,857	0	66,883	0	0	0	0	603,632
The Pittwater House Schools Ltd	NSW	2,898,811	127,806	1,730	0	56,458	0	0	0	0	0	0	3,084,805
The Presbyterian Church (New South Wales) Property Trust for Casino Presbyterian Church	NSW	1,332,600	246,825	61,731	1,022	223,282	0	128,351	0	0	0	0	1,993,811
The Presbyterian Church New South Wales Property Trust	NSW	12,605,536	1,069,656	137,080	2,859	501,159	281,938	488,569	0	0	0	0	15,086,797
The Riverina Anglican College Board	NSW	4,046,899	139,716	27,002	0	253,434	66,699	80,395	0	0	0	0	4,614,145
The Salvation Army (Qld) Property Trust	NSW	199,690	0	27,712	0	0	0	50,258	0	0	0	0	277,660
The Sutherland Shire Christian School Association Limited	NSW	4,442,175	620,648	0	0	237,293	0	0	0	0	0	0	5,300,116
The Tamworth Christian Education Association Limited	NSW	4,005,650	637,298	157,904	997	331,162	271,592	102,682	0	0	0	0	5,507,285
The Trustees of the Sydney Grammar School	NSW	4,075,184	157,302	2,404	0	9,357	0	0	0	0	0	0	4,244,247

Name	State	Base	Students with disability	Aboriginal and Torres Strait Islander	Low English proficiency	Socio educational disadvantage	Location	Size	Special Circumstances Funding	Prescribed Circumstances Funding	Adjustments ^a	Previous Legislation	Total Funding
The Uniting Church in Australia Property Trust (NSW)	NSW	22,620,126	3,070,274	150,581	16,129	449,383	169,247	182,858	0	0	0	0	26,658,598
The William Branwhite Clarke College Council	NSW	9,550,057	495,386	17,152	2,139	374,361	0	0	0	0	0	0	10,439,095
Thomas More Schools Incorporated	NSW	55,454	0	0	0	127,34	18,500	66,458	0	0	-10,217	0	142,930
Toongabbie Christian College Ltd	NSW	5,122,047	669,793	10,585	4,863	325,058	0	0	0	0	0	0	6,132,346
Trinity Anglican College (Albury) Ltd.	NSW	0	0	0	0	0	0	0	0	0	2,654,046	0	2,654,046
Trinity Catholic College Lismore Ltd	NSW	8,212,533	852,193	87,406	14,370	1,091,568	0	0	0	0	0	0	10,258,070
Trustees of the Jesuit Fathers Roman Catholic Communities Lands Act NSW	NSW	5,475,686	409,356	0	0	62,930	0	0	0	0	0	0	5,947,972
Trustees of the Lebanese Maronite Order	NSW	7,523,751	505,111	0	39,801	992,447	0	0	0	0	-157,848	0	8,903,262
Trustees of the Marist Brothers	NSW	6,652,011	489,138	133,471	2,494	784,842	0	0	0	0	0	0	8,061,956
Trustees of the Marist Brothers	NSW	5,399,811	1,226,112	111,599	4,127	221,699	0	111,948	0	0	0	0	7,075,296
Trustees of the Maronite Sisters of the Holy Family	NSW	2,401,115	314,617	0	24,379	330,397	0	30,172	0	0	0	0	3,100,680
Tuggerah Lakes Community College Limited	NSW	434,144	238,281	25,902	0	32,173	0	89,501	0	0	0	0	820,001
Tuntable Falls Community Primary School	NSW	212,478	23,813	7,890	0	20,856	11,428	103,568	0	0	0	0	380,033
Unity Grammar College Ltd	NSW	5,589,309	0	0	39,995	732,129	0	0	0	0	0	0	6,361,433
Wagga Wagga Christian College	NSW	2,885,900	293,015	25,397	14,706	330,836	12,329	0	0	0	0	0	3,562,183
Warrah Society	NSW	83,390	185,959	0	0	9,056	0	26,780	0	0	0	0	305,185
Waverley Action for Youth Services	NSW	173,273	191,358	7,039	0	12,014	0	39,475	0	0	0	0	423,159

Name	State	Base	Students with disability	Aboriginal and Torres Strait Islander	Low English proficiency	Socio educational disadvantage	Location	Size	Special Circumstances Funding	Prescribed Circumstances Funding	Adjustments ^a	Previous Legislation	Total Funding
Wenona School Ltd	NSW	2,432,447	108,800	7,121	0	31,349	0	0	0	0	0	0	2,579,717
Western College Incorporated	NSW	731,096	254,970	363,835	0	0	77,113	168,554	0	0	-8,806	0	1,586,762
Westmead Christian Grammar School Limited	NSW	268,558	72,512	0	643	41,662	0	78,843	0	0	-16,240	0	445,979
Winifred West Schools Limited	NSW	2,336,870	20,695	1,788	0	26,379	0	263,426	0	0	0	0	2,649,158
Woodbury Autism Education and Research Limited	NSW	57,738	128,755	0	0	2,246	0	54,949	0	0	-18,651	0	225,037
Workers Educational Association - Hunter	NSW	617,500	667,253	9,073	0	67,058	0	115,757	0	0	0	0	1,476,641
Workers' Educational Association Illawarra	NSW	242,097	307,024	8,628	1,102	60,832	0	52,146	0	0	0	0	671,829
Wyong Christian Community School Limited	NSW	3,991,537	485,246	7,653	1,109	367,955	0	0	0	0	0	0	4,853,500
Yanginanoon LTD	NSW	47,799	15,451	2,453	0	1,650	0	67,200	0	0	0	0	134,553
Yeshiva College Bondi Limited	NSW	458,511	0	0	0	7,251	0	125,509	0	0	0	0	591,271
Youth Off The Streets Limited	NSW	993,889	788,748	183,873	4,094	249,279	0	220,503	0	0	0	0	2,440,386
YOUTHCONNECTIONS: COMAU	NSW	466,074	101,988	54,044	0	0	0	98,268	0	0	-8	0	720,366
Catholic Church of the Diocese of Darwin Property Trust Inc	NT	28,824,975	5,338,196	10,495,680	380,057	6,037,313	10,036,746	1,407,372	0	177,769	-4,778	0	62,693,330
Haileybury Rendall School	NT	4,348,811	296,858	949,337	12,807	718,366	744,549	15,825	0	189,867	-6,964	0	7,269,456
Milkwood Steiner School Association Incorporated	NT	193,969	40,744	8,125	0	14,705	41,578	70,881	0	0	0	0	370,002
NT Christian Schools	NT	7,976,098	897,278	1,850,131	64,585	1,547,914	3,068,352	968,912	0	211,778	0	0	16,585,048
Nyangatjatjara Aboriginal Corporation	NT	737,202	899,847	884,642	15,901	368,601	624,633	106,896	0	0	0	0	3,637,722
The Alice Springs Steiner Association	NT	646,527	161,293	12,663	0	22,786	275,447	87,687	0	0	0	0	1,206,403

Name	State	Base	Students with disability	Aboriginal and Torres Strait Islander	Low English proficiency	Socio educational disadvantage	Location	Size	Special Circumstances Funding	Prescribed Circumstances Funding	Adjustments ^a	Previous Legislation	Total Funding
The Essington School Darwin Limited	NT	6,416,831	424,484	52,822	0	283,431	1,381,009	0	0	0	-65,818	0	8,492,759
Tiwi Education Board Incorporated	NT	459,362	341,765	538,673	27,906	205,637	446,502	112,052	0	107,735	0	0	2,239,632
Uniting Church In Australia Property Trust (NT)	NT	3,848,062	429,981	214,716	7,485	218,028	1,810,852	0	0	42,943	0	0	6,572,067
Yipirinya School Council Inc	NT	1,147,778	365,325	1,363,863	51,455	441,237	375,544	104,034	0	0	-12,938	0	3,836,298
A B Paterson College Limited	QLD	7,991,777	289,602	7,924	4,819	262,034	0	0	0	0	0	0	8,556,156
A S S G School Incorporated	QLD	2,652,945	82,654	74,640	0	462,630	679,095	139,079	0	0	0	0	4,091,043
Aboriginal & Islander Independent Community School Incorporated	QLD	1,109,889	436,699	1,161,551	0	462,608	0	94,768	0	0	0	0	3,265,515
All Saints Anglican School Limited	QLD	10,580,527	386,557	32,844	1,455	184,800	0	0	0	0	0	0	11,186,183
Ananda Marga Education Limited	QLD	765,323	60,044	1,340	0	64,734	0	104,457	0	0	0	0	995,898
Australian Christian College - Moreton Ltd	QLD	3,539,411	214,107	20,578	0	803,367	0	0	0	0	0	0	4,577,463
Australian Industry Trade College Ltd	QLD	2,466,335	47,615	5,324	0	348,427	0	167,960	0	0	0	0	3,035,661
Australian International Islamic College Board Inc.	QLD	3,742,154	13,640	4,516	170,268	1,165,993	0	0	0	0	0	0	5,096,571
Australian Trade College North Brisbane Ltd	QLD	1,303,853	16,605	22,553	0	184,200	0	175,718	0	0	0	0	1,702,929
Autism Queensland Limited	QLD	245,795	548,122	3,310	0	26,693	0	75,979	0	0	0	0	899,899
Blackall Range Independent School Association Inc	QLD	367,412	155,817	8,582	0	28,863	0	165,875	0	0	0	0	726,549
Blackheath and Thornburgh College	QLD	1,510,398	69,367	121,130	0	265,171	400,239	141,051	0	0	0	0	2,507,356
Board of Trustees of the Brisbane Grammar School	QLD	6,092,255	176,487	21,720	9,988	36,822	0	0	0	0	0	0	6,337,272
Board of Trustees of the Ipswich Girls Grammar School	QLD	5,198,866	124,771	69,952	1,384	237,311	0	0	0	0	0	0	5,632,284

Name	State	Base	Students with disability	Aboriginal and Torres Strait Islander	Low English proficiency	Socio educational disadvantage	Location	Size	Special Circumstances Funding	Prescribed Circumstances Funding	Adjustments ^a	Previous Legislation	Total Funding
Board of Trustees of the Ipswich Grammar School	QLD	5,429,590	336,186	148,668	7,540	310,622	0	0	0	0	0	0	6,232,606
Board of Trustees of the Rockhampton Girls' Grammar School	QLD	2,052,598	111,343	78,187	0	245,728	69,953	140,624	0	0	-1,583	0	2,696,850
Board of Trustees of the Rockhampton Grammar School	QLD	9,106,617	304,715	53,002	0	543,966	316,855	0	0	0	-6,851	0	10,318,304
Board of Trustees of the Toowoomba Grammar School	QLD	7,408,723	285,188	53,011	0	311,307	0	0	0	0	0	0	8,058,229
Border Rivers Christian College Ltd	QLD	256,823	117,948	17,439	0	0	67,806	138,427	0	0	0	0	598,443
Brisbane Christian College	QLD	3,832,695	360,978	17,739	0	488,599	0	0	0	0	0	0	4,700,011
Brisbane Girls Grammar School	QLD	4,749,185	67,926	7,385	3,469	32,659	0	0	0	0	0	0	4,860,624
Brisbane Independent School Incorporated	QLD	196,261	44,410	3,891	0	138,72	0	128,764	0	0	0	0	387,198
Bundaberg Christian College Limited	QLD	4,528,266	461,960	28,904	1,308	673,327	0	0	0	0	0	0	5,693,765
Burdekin Christian College Inc	QLD	1,031,605	87,301	154,203	0	245,048	226,383	103,737	0	0	-8,945	0	1,839,332
Burnett Youth Learning Centre Ltd	QLD	342,284	47,749	44,711	0	78,359	1,194	75,545	0	0	0	0	589,842
Cairns Christian College Limited	QLD	2,791,407	410,640	77,262	4,769	250,933	447,793	0	0	0	0	0	3,982,804
Cairns Rudolf Steiner School Ltd	QLD	988,191	24,157	5,792	0	44,067	197,288	111,774	0	0	0	0	1,371,269
Caloundra Christian College Limited	QLD	2,217,990	169,092	21,439	0	313,541	0	136,747	0	0	0	0	2,858,809
Caloundra City School Limited	QLD	1,689,362	42,921	3,187	1,159	69,905	0	139,426	0	0	0	0	1,945,960
Calvary Temple Christian Colleges Ltd	QLD	4,764,469	392,584	121,603	1,249	621,472	756,824	0	0	0	0	0	6,658,201
Cannon Hill Anglican College Pty Ltd	QLD	6,826,166	325,227	5,429	6,067	175,055	0	0	0	0	0	0	7,337,944

Name	State	Base	Students with disability	Aboriginal and Torres Strait Islander	Low English proficiency	Socio educational disadvantage	Location	Size	Special Circumstances Funding	Prescribed Circumstances Funding	Adjustments ^a	Previous Legislation	Total Funding
Canterbury College Limited	QLD	8,164,194	392,852	9,996	4,984	489,008	0	0	0	0	0	0	9,061,034
Central Queensland Christian College Limited	QLD	486,135	40,483	39,274	0	68,055	18,786	130,235	0	0	0	0	782,968
CHIL D The Association for Childhood Language & Related Disorders	QLD	432,912	965,394	2,219	0	17,044	0	84,961	0	0	0	0	1,502,530
Chinchilla Christian School Limited	QLD	954,234	46,402	14,198	0	182,172	181,755	104,009	0	0	0	0	1,482,770
Christian Community Ministries Ltd	QLD	21,911,626	3,951,020	349,176	54,076	3,228,592	1,101,092	536,618	0	0	-7,799	0	31,124,401
CHRISTIAN OUTREACH CENTRE	QLD	19,827,741	1,715,155	72,034	15,510	1,410,917	0	8,049	0	0	-16,664	0	23,032,743
Community Learning Ltd	QLD	669,757	0	68,965	0	72,733	0	135,628	0	0	0	0	947,083
Community Youth Education Options LTD	QLD	370,852	53,061	20,189	0	0	0	81,453	0	0	0	0	525,555
Cooloola Christian College Limited	QLD	2,504,677	354,543	8,147	1,169	273,799	0	115,647	0	0	0	0	3,257,982
Coolum Beach Christian College Ltd	QLD	1,373,486	28,681	6,752	0	130,993	0	136,504	0	0	0	0	1,676,416
Coomera Anglican College	QLD	7,680,783	347,297	4,529	2,395	501,987	0	0	0	0	0	0	8,536,991
Corporation of the Synod of Diocese of Brisbane	QLD	6,458,718	438,621	11,065	14,906	263,722	0	0	0	0	0	0	7,187,032
Corporation of the Synod of the Diocese of Brisbane St Andrew's Anglican College	QLD	7,513,723	354,909	20,003	0	205,997	0	0	0	0	0	0	8,094,632
Discovery Christian College Inc	QLD	693,642	16,290	3,902	0	0	143,329	164,039	0	0	0	0	1,021,202
Djarraugan College Limited	QLD	1,354,656	46,084	1,557,978	13,032	604,739	210,501	113,960	0	310,590	0	0	4,211,539
Emmanuel College	QLD	9,185,478	263,698	10,209	0	303,831	0	0	0	0	0	0	9,763,216
Equipping for Life Ltd	QLD	1,468,785	1,052,565	318,976	0	167,287	0	125,154	0	0	0	0	3,132,767
External Senior School Limited	QLD	163,926	0	2,080	0	44,852	0	88,898	0	0	0	0	299,756

Name	State	Base	Students with disability	Aboriginal and Torres Strait Islander	Low English proficiency	Socio educational disadvantage	Location	Size	Special Circumstances Funding	Prescribed Circumstances Funding	Adjustments ^a	Previous Legislation	Total Funding
Fairholme College (Toowoomba) Pty Ltd	QLD	4,383,414	94,935	16,265	0	169,479	0	0	0	0	0	0	4,664,093
Faith Baptist Church Inc	QLD	560,514	27,986	9,762	0	68,981	41,675	135,758	0	0	0	0	844,676
Fraser Coast Anglican College	QLD	5,195,585	170,684	8,643	1,443	268,525	12,370	0	0	0	0	0	5,657,250
FSAC LTD	QLD	10,227,984	502,901	30,385	9,941	654,201	0	0	0	0	0	0	11,425,412
GEMS Christian Education Limited	QLD	1,004,413	92,318	8,922	0	153,692	340,379	96,892	0	0	0	0	1,696,616
Genesis Christian College Ltd	QLD	7,837,497	428,289	20,889	1,281	499,597	0	0	0	0	0	0	8,787,553
Glasshouse Christian College Limited	QLD	6,274,186	527,551	42,314	0	745,256	0	0	0	0	-14,978	0	7,574,329
Good Shepherd Baptist Church Ltd.	QLD	531,858	26,673	13,517	0	85,967	0	126,597	0	0	0	0	784,612
Gulf Christian College LTD	QLD	498,397	141,628	247,045	0	172,670	453,916	115,004	0	0	0	0	1,628,660
Heights College Ltd	QLD	4,722,987	267,708	120,211	4,681	579,509	153,414	0	0	0	0	0	5,848,510
Hillbrook Anglican School Limited	QLD	4,809,355	528,629	10,880	0	116,273	0	0	0	0	0	0	5,465,137
Hillcrest Christian College Limited	QLD	6,350,341	283,387	17,657	1,252	293,413	0	0	0	0	0	0	6,946,050
Hills Educational Foundation Limited	QLD	2,911,898	56,892	8,093	1,443	302,671	0	40,817	0	0	0	0	3,321,814
Hinchinbrook Christian School Inc	QLD	32,453	0	0	0	1,425	30,988	64,031	0	0	0	0	128,897
Horizons College of Learning and Enrichment Limited	QLD	899,686	88,075	14,953	0	0	0	177,779	0	0	0	0	1,180,493
Impact Training Centre Ltd	QLD	316,322	0	96,725	0	47,721	59,278	88,606	0	0	-603	0	608,049
Islamic College of Brisbane Limited	QLD	6,256,916	13,401	1,448	0	619,058	0	0	0	0	-12,755	0	6,878,068
John Paul College Limited	QLD	9,833,850	416,438	66,823	7,218	323,211	0	0	0	0	0	0	10,647,540
Jubilee Christian College Limited	QLD	1,403,414	185,101	17,625	531	328,400	575,705	0	0	0	0	0	2,510,776
Kimberley College Ltd	QLD	6,093,545	630,603	34,565	0	725,723	0	0	0	0	0	0	7,484,436

Name	State	Base	Students with disability	Aboriginal and Torres Strait Islander	Low English proficiency	Socio educational disadvantage	Location	Size	Special Circumstances Funding	Prescribed Circumstances Funding	Adjustments ^a	Previous Legislation	Total Funding
King's Christian Education Limited	QLD	10,808,150	552,463	22,177	30,573	739,246	0	0	0	0	0	0	12,152,609
Koorabyn Campus Incorporated	QLD	1,938,601	44,681	52,581	0	291,716	18,085	147,745	0	0	0	0	2,493,409
Leading Educational Enterprises Ltd	QLD	2,529,244	269,435	7,298	4,995	176,450	0	0	0	0	0	0	2,987,422
Lighthouse Baptist Church Rockhampton	QLD	1,183,479	73,467	23,035	0	131,710	41,182	143,293	0	0	0	0	1,596,166
Lutheran Church of Australia Queensland District	QLD	108,799,960	9,408,954	747,339	37,117	8,345,865	1,134,176	685,643	0	41,487	-4,730	0	129,195,811
Mackay Christian Colleges Ltd	QLD	4,797,159	217,948	101,561	1,005	814,337	482,540	0	0	0	0	0	6,414,550
Maridahi Early Childhood Community	QLD	301,391	23,516	0	0	37,056	0	102,277	0	0	0	0	464,240
Maryborough Christian Education Foundation Ltd	QLD	5,122,096	428,540	44,800	0	961,251	0	0	0	0	0	0	6,556,687
Matthew Flinders Anglican College Limited	QLD	7,838,721	342,908	5,085	1,321	110,136	0	0	0	0	0	0	8,298,171
Montessori International College Limited	QLD	1,120,439	40,318	3,049	0	84,700	0	123,745	0	0	-20,939	0	1,351,312
Moreton Bay Birali Steiner School Association Inc.	QLD	259,987	83,955	0	0	47,857	0	146,054	0	0	0	0	537,853
Moreton Bay Boys College Ltd	QLD	2,555,646	313,028	11,440	2,354	52,212	0	0	0	0	0	0	2,934,680
Moreton Bay College	QLD	5,978,942	129,523	23,860	2,919	147,797	0	0	0	0	0	0	6,283,041
Moreton Bay Montessori Association Inc.	QLD	784,999	92,328	0	0	58,426	0	114,729	0	0	0	0	1,050,482
Mueller College Limited	QLD	9,718,533	860,456	38,740	14,027	1,048,881	0	116,981	0	0	0	0	11,797,618
Music Industry Community Services Limited	QLD	424,206	0	1,880	0	74,833	0	138,470	0	0	0	0	639,389
Nambour Christian College Ltd	QLD	7,083,388	455,195	28,944	1,285	518,157	0	0	0	0	0	0	8,086,969
Noosa Pengari Steiner School Assn Inc.	QLD	1,848,888	56,039	1,533	0	90,842	0	132,755	0	0	0	0	2,130,057

Name	State	Base	Students with disability	Aboriginal and Torres Strait Islander	Low English proficiency	Socio educational disadvantage	Location	Size	Special Circumstances Funding	Prescribed Circumstances Funding	Adjustments ^a	Previous Legislation	Total Funding
Northside Christian College Ltd	QLD	6,760,918	697,033	17,945	1,499	257,142	0	0	0	0	0	0	7,734,537
Ohana Education Ltd	QLD	1,556,146	0	31,192	0	168,992	0	204,201	0	0	0	0	1,960,531
ONESCHOOL GLOBAL QLD LTD.	QLD	2,213,424	70,471	0	0	462,964	0	140,798	0	0	0	0	2,887,657
Ormiston College Limited	QLD	6,832,334	279,605	11,365	1,380	149,559	0	0	0	0	0	0	7,274,243
Parklands Christian College Limited	QLD	4,206,461	267,686	35,146	9,232	542,891	0	0	0	0	0	0	5,061,416
Peregian Beach Community College Ltd	QLD	900,186	231,839	0	0	67,526	0	113,618	0	0	0	0	1,313,169
Pine Community School LTD	QLD	390,702	86,550	1,333	0	14,722	0	101,737	0	0	0	0	595,044
Queensland Baptists Education Company Ltd	QLD	508,631	53,224	17,241	0	82,909	1,484	127,583	0	0	0	0	791,072
Queensland Education & Cultural Foundation Limited	QLD	925,624	0	0	44,885	228,686	0	137,374	0	0	0	0	1,336,569
Queensland Independent College Ltd	QLD	1,019,276	0	2,615	0	73,814	0	101,885	0	0	0	0	1,197,590
Radiant Life Education Ltd	QLD	498,353	0	581,770	2,197	221,399	115,100	123,808	0	0	-57,786	0	1,484,841
Redlands Combined Independent College Inc.	QLD	7,845,557	463,907	16,592	1,494	272,622	0	0	0	0	0	0	8,600,172
Rivermount Education Limited	QLD	5,409,914	302,208	97,259	0	461,129	0	0	0	0	0	0	6,270,510
Rudolf Steiner Education Group Brisbane Inc.	QLD	1,572,800	62,971	1,721	0	88,386	0	149,927	0	0	0	0	1,875,805
Saint Stephen's College Limited	QLD	6,630,682	515,294	6,257	0	253,653	0	0	0	0	0	0	7,405,886
Searchlight Education Springfield	QLD	1,083,439	20,355	1,148,301	0	506,161	0	98,263	0	0	0	0	2,856,519
Seventh-Day Adventist Schools (Northern Australia) Limited	QLD	1,279,205	97,020	205,738	1,448	312,101	200,821	335,671	0	0	0	0	2,432,004
Seventh-Day Adventist Schools (South Queensland) Limited	QLD	14,032,189	534,605	105,615	3,968	1,537,317	0	689,610	0	0	-7,553	0	16,895,751

Name	State	Base	Students with disability	Aboriginal and Torres Strait Islander	Low English proficiency	Socio educational disadvantage	Location	Size	Special Circumstances Funding	Prescribed Circumstances Funding	Adjustments ^a	Previous Legislation	Total Funding
Sheldon College	QLD	7,887,717	237,919	8,687	1,251	296,803	0	0	0	0	0	0	8,432,377
Sinai College	QLD	54,966	0	0	0	7,235	0	90,931	0	0	0	0	153,132
Somerset College Limited	QLD	7,722,119	580,557	3,225	4,173	112,690	0	0	0	0	0	0	8,422,764
St Aidan's School Council Limited	QLD	1,983,038	288,736	3,706	1,378	372,15	0	0	0	0	0	0	2,314,073
St Luke's Anglican School	QLD	6,089,528	380,442	28,714	0	307,204	0	0	0	0	0	0	6,805,888
St Margaret's School Council Limited	QLD	3,238,339	191,642	44,622	3,076	48,061	0	0	0	0	0	0	3,525,740
St Michael's College	QLD	2,032,053	324,967	8,784	858	150,117	0	0	0	0	0	0	2,516,779
St Paul's School Bald Hills	QLD	7,177,344	477,924	15,703	1,339	172,836	0	0	0	0	0	0	7,845,146
St Philomena School Limited	QLD	1,039,842	48,564	0	0	132,003	0	128,417	0	0	0	0	1,348,826
Tamborine Mountain College Limited	QLD	2,894,510	195,097	9,281	0	300,261	0	155,490	0	0	0	0	3,554,639
TEC-NQ Limited	QLD	1,666,360	13,897	90,017	0	342,991	285,884	147,060	0	18,003	0	0	2,564,212
The Anglican School Commission (QLD)	QLD	13,148,517	584,533	71,961	3,966	379,146	0	0	0	0	0	0	14,188,123
The Association for Parent Controlled Christian Schools At Brisbane	QLD	5,858,999	318,845	21,738	22,399	428,179	0	0	0	0	0	0	6,650,160
The Baptist Union of Queensland- Community Services Group	QLD	1,790,749	192,737	245,579	17,931	432,982	19,871	295,276	0	0	-530	0	2,994,595
The Cathedral School of St Anne and St James Limited	QLD	5,619,394	273,222	116,425	0	192,318	997,897	0	0	0	0	0	7,199,256
The Corporation of the Roman Catholic Bishops of Queensland	QLD	896,821,369	81,409,264	16,603,576	763,162	93,082,661	45,954,768	14,271,635	0	803,802	-485,883	0	1,149,224,354
The Glennie School	QLD	5,119,646	251,167	26,010	1,368	265,685	0	0	0	0	0	0	5,663,876
The Lakes Christian College Limited	QLD	649,385	172,131	19,692	0	91,603	0	110,683	0	0	0	0	1,043,494
The Montessori School Limited	QLD	461,541	25,693	2,962	0	45,903	0	113,984	0	0	-19,992	0	630,091

Name	State	Base	Students with disability	Aboriginal and Torres Strait Islander	Low English proficiency	Socio educational disadvantage	Location	Size	Special Circumstances Funding	Prescribed Circumstances Funding	Adjustments ^a	Previous Legislation	Total Funding
The Presbyterian and Methodist Schools Association	QLD	19,018,694	1,072,790	91,905	0	325,836	0	0	0	0	-7,413	0	20,501,812
The School of Total Education	QLD	765,451	59,696	12,353	1,131	52,987	10,664	144,735	0	0	0	0	1,047,017
The Toowoomba Preparatory School	QLD	1,912,686	171,025	25,252	0	70,097	0	0	0	0	0	0	2,179,060
The Uniting Church In Australia Property Trust (Q)	QLD	14,070,353	1,385,778	2,196,311	1,116	1,676,209	291,605	228,647	0	431,949	-20,704	0	20,261,264
Toogoolawa Schools Limited	QLD	566,165	185,835	14,399	0	63,219	0	125,929	0	0	0	0	955,547
Toowoomba Christian College Limited	QLD	4,738,975	311,471	23,291	0	515,942	0	0	0	0	0	0	5,589,679
Toowoomba Christian Parent Controlled Day School Assoc.	QLD	673,030	84,299	7,263	0	102,995	0	122,211	0	0	0	0	989,798
Townsville Christian Education Association Limited	QLD	3,131,464	181,522	30,740	1,238	226,328	550,235	0	0	0	0	0	4,121,527
Townsville Grammar School	QLD	6,700,366	254,186	24,381	3,493	182,648	1,293,705	0	0	0	0	0	8,458,779
Trinity Anglican School Limited	QLD	4,738,824	179,159	20,818	4,718	138,105	796,261	0	0	0	0	0	5,877,885
Trinity College Gladstone Ltd	QLD	1,781,846	108,865	3,029	0	133,861	97,780	122,824	0	0	0	0	2,248,205
Trustees of the Christian Brothers (Queensland)	QLD	1,210,786	197,504	403,470	0	140,086	0	248,395	0	0	0	0	2,200,241
Wadja Wadja Aboriginal Corporation for Education	QLD	538,867	0	646,641	0	265,958	265,246	130,947	0	0	0	0	1,847,659
West Moreton Anglican College	QLD	8,372,608	379,838	49,565	0	705,616	0	0	0	0	0	0	9,507,627
Whitsunday Anglican School Limited	QLD	4,568,227	223,341	4,592	0	153,372	493,603	0	0	0	0	0	5,443,135
Yarranlea Limited	QLD	141,751	18,751	4,015	0	0	0	116,505	0	0	0	0	281,022
Y-CARE (South-East Queensland) Inc.	QLD	2,383,171	1,154,126	87,621	0	238,184	0	195,059	0	0	0	0	4,058,160
AFC Schools (SA) Limited	SA	3,674,044	217,315	0	70,909	526,822	0	0	0	0	-142,526	0	4,346,564

Name	State	Base	Students with disability	Aboriginal and Torres Strait Islander	Low English proficiency	Socio educational disadvantage	Location	Size	Special Circumstances Funding	Prescribed Circumstances Funding	Adjustments ^a	Previous Legislation	Total Funding
Annesley College	SA	170,324	37,487	0	0	452	0	81,519	0	0	0	0	289,782
Bethany Christian School Inc	SA	3,197,784	591,828	11,398	28,176	682,254	0	0	0	0	0	0	4,511,440
Blakes Crossing Christian College Incorporated	SA	669,471	83,853	5,191	0	0	0	121,565	0	0	-212	0	879,868
Cedar College INC	SA	4,571,305	522,010	9,205	9,342	384,490	0	0	0	0	0	0	5,496,352
Copper Triangle Christian School Association Inc	SA	2,009,910	402,838	13,855	3,238	382,293	316,169	99,159	0	0	0	0	3,227,462
Emmanuel Christian Schools & Ministries Incorporated	SA	2,893,103	504,570	72,208	0	623,557	0	235,240	0	0	0	0	4,328,678
Emmaus Christian College Inc	SA	4,232,857	307,926	1,588	10,323	229,551	0	0	0	0	0	0	4,782,245
Eynesbury Senior College Incorporated	SA	594,290	214,163	1,142	0	94,742	0	108,960	0	0	0	0	1,013,297
Garden College	SA	692,928	0	0	0	0	0	122,123	0	0	0	0	815,051
Heritage College Inc	SA	1,998,459	212,389	0	7,032	299,857	0	70,738	0	0	0	0	2,588,475
Hope Christian College Inc	SA	3,746,177	522,391	13,972	19,480	575,743	0	0	0	0	0	0	4,877,763
King's Baptist Grammar School Incorporated	SA	5,782,927	346,619	7,644	1,240	308,712	0	0	0	0	0	0	6,447,142
Kirinari Community School Inc	SA	165,375	31,655	2,048	0	11,274	0	68,838	0	0	0	0	279,190
Lutheran Education South Australia Northern Territory and Western Australia Incorporated	SA	93,078,255	8,542,761	3,136,738	109,077	8,625,122	5,087,181	1,768,135	0	399,682	-436,370	0	120,310,581
Mid North Christian College Association Incorporated	SA	1,908,208	175,876	8,801	1,293	264,099	243,784	141,688	0	0	0	0	2,743,749
Mount Barker Waldorf School, A School For Rudolf Steiner Education Incorporated	SA	1,529,876	127,560	17,959	0	75,393	0	120,818	0	0	0	0	1,871,606
Muirden College Pty Ltd	SA	584,082	0	1,669	0	87,489	0	156,540	0	0	0	0	829,780
Multi Cultural Youth Education Support Services Limited	SA	2,610,010	305,322	0	63,655	371,284	0	0	0	0	0	0	3,350,271

Name	State	Base	Students with disability	Aboriginal and Torres Strait Islander	Low English proficiency	Socio educational disadvantage	Location	Size	Special Circumstances Funding	Prescribed Circumstances Funding	Adjustments ^a	Previous Legislation	Total Funding
OneSchool Global SA Incorporated	SA	705,540	28,103	0	0	110,155	0	134,186	0	0	0	0	977,984
Pedare Christian College Inc	SA	5,213,067	440,605	4,662	5,037	372,427	0	0	0	0	0	0	6,035,798
Pembroke School Incorporated	SA	5,439,813	568,396	28,862	5,779	62,753	0	0	0	0	0	0	6,105,603
Pilgrim School Inc	SA	938,668	97,504	2,451	0	32,363	0	94,237	0	0	0	0	1,165,223
Portside Christian College Inc	SA	4,400,149	442,798	17,128	6,309	422,730	0	0	0	0	0	0	5,289,114
Prince Alfred College	SA	3,978,136	447,969	4,443	2,613	90,127	0	0	0	0	0	0	4,523,288
Pulteney Grammar School Inc	SA	3,643,737	425,599	4,651	2,440	50,778	0	0	0	0	0	0	4,127,205
Riverland Christian School Inc	SA	247,702	42,660	2,771	0	48,692	82,185	92,768	0	0	0	0	516,778
Scotch College Incorporated	SA	3,534,774	339,505	15,975	0	38,590	0	0	0	0	-8,263	0	3,920,581
Seventh-Day Adventist Schools (South Australia) Limited	SA	6,435,570	808,537	28,020	32,657	667,204	0	146,685	0	0	-12,757	0	8,105,916
Seymour College Inc	SA	2,803,857	118,237	6,523	2,362	42,657	0	0	0	0	0	0	2,973,636
Sisters of St Joseph Mary MacKillop College Kensington Limited	SA	2,111,896	257,390	1,650	661	384,588	0	160,224	0	0	0	0	2,916,409
South Australian Anglican Schools System Incorporated	SA	30,178,966	2,500,280	87,650	26,835	2,862,923	0	0	0	0	0	0	35,656,654
South Australian Commission for Catholic Schools Inc	SA	281,528,331	29,259,780	1,123,404	1,093,645	30,397,467	7,660,949	5,179,575	0	0	-2,519,176	0	353,723,975
Southern Montessori Education Centre Incorporated	SA	1,132,134	104,727	2,896	0	43,269	0	114,270	0	0	0	0	1,397,296
Southern Vales Christian College Inc	SA	3,945,682	417,068	44,969	6,620	544,742	0	0	0	0	0	0	4,959,081
St Andrews School Inc	SA	1,443,401	53,743	1,170	0	16,751	0	0	0	0	0	0	1,515,065
ST DOMINIC'S PRIORY COLLEGE LTD	SA	4,272,681	149,572	7,377	20,327	249,563	0	0	0	0	0	0	4,699,520

Name	State	Base	Students with disability	Aboriginal and Torres Strait Islander	Low English proficiency	Socio educational disadvantage	Location	Size	Special Circumstances Funding	Prescribed Circumstances Funding	Adjustments ^a	Previous Legislation	Total Funding
St George College Inc	SA	2,348,821	176,461	1,371	15,437	248,019	0	35,566	0	0	0	0	2,825,675
St John's Grammar School Inc	SA	3,971,761	510,527	5,987	0	133,657	0	0	0	0	0	0	4,621,932
St Mary's College Ltd	SA	5,053,110	409,250	11,895	8,972	342,697	0	0	0	0	0	0	5,825,924
St Peters Collegiate Girls School Inc	SA	2,447,338	255,441	3,284	3,936	49,456	0	0	0	0	0	0	2,759,455
St Peter's Woodlands Grammar School Inc	SA	2,976,938	147,664	5,041	0	77,126	0	0	0	0	0	0	3,206,769
St. Spyridon's Greek Orthodox Community INC	SA	282,181	49,930	0	0	13,093	0	86,861	0	0	0	0	432,065
Suneden Specialist School Incorporated	SA	351,633	784,142	1,128	0	30,857	0	96,394	0	0	0	0	1,264,154
Sunrise Christian School	SA	5,536,808	567,462	6,656	5,259	338,431	0	0	0	0	-54	0	6,454,562
Sunrise Christian School Whyalla	SA	778,614	253,494	3,921	0	114,372	103,574	95,869	0	0	0	0	1,349,844
Temple Christian College Inc	SA	5,800,655	593,245	17,740	42,522	749,172	0	0	0	0	-1,538	0	7,201,796
The Anglican Church of Australia Collegiate School of Saint Peter	SA	4,702,698	246,797	14,535	1,321	84,445	0	0	0	0	0	0	5,049,796
The Hills Christian Community School Inc	SA	2,076,187	344,536	10,775	0	147,278	0	0	0	0	-1,356	0	2,577,420
The Hills Montessori School Inc	SA	698,913	47,799	2,735	0	14,713	0	107,083	0	0	-1,202	0	870,041
Torrens Valley Association for Christian Education Inc	SA	3,575,661	431,231	7,304	1,153	303,866	0	0	0	0	0	0	4,319,215
Tyndale Christian School Inc	SA	9,233,220	1,402,581	14,750	13,542	1,200,444	0	0	0	0	0	0	11,864,537
University Senior College at Adelaide University Incorporated	SA	1,623,494	221,398	0	0	276,558	0	149,231	0	0	0	0	2,270,681
Wakefield Regional Christian School Association Incorporated	SA	2,439,509	574,508	1,362	0	421,563	126,301	52,262	0	0	0	0	3,615,505
Walford Anglican School for Girls Inc	SA	2,223,974	60,972	0	2,586	41,008	0	0	0	0	0	0	2,328,540

Name	State	Base	Students with disability	Aboriginal and Torres Strait Islander	Low English proficiency	Socio educational disadvantage	Location	Size	Special Circumstances Funding	Prescribed Circumstances Funding	Adjustments ^a	Previous Legislation	Total Funding
Westminster School	SA	5,452,130	345,419	47,310	2,814	130,448	0	0	0	0	0	0	5,978,121
Wilderness School Ltd	SA	3,123,705	165,459	12,501	3,955	50,524	0	0	0	0	0	0	3,356,144
Willunga Waldorf School	SA	1,909,676	155,708	4,388	0	133,185	0	104,776	0	0	0	0	2,307,733
Woodcroft College Inc	SA	8,483,185	504,795	16,093	6,070	617,714	0	0	0	0	0	0	9,627,857
Australian Christian College Tasmania Inc	TAS	686,531	170,182	14,930	5,688	132,653	103,164	111,459	0	0	0	0	1,224,607
Catholic Education Centre	TAS	96,788,964	8,148,194	2,093,560	38,898	12,551,884	9,035,410	2,118,968	0	0	-1,696,448	0	129,079,429
Christian Schools Tasmania	TAS	4,631,850	615,877	56,729	9,018	366,974	344,085	0	0	0	-1,985	0	6,022,548
Circular Head Christian Schools Inc	TAS	1,898,641	294,584	296,964	0	521,877	523,448	112,582	0	0	-1,277	0	3,646,819
CityLight Church	TAS	1,293,059	393,394	29,631	0	158,864	105,724	114,718	0	0	-2,292	0	2,093,098
Devonport Christian School Inc	TAS	764,928	224,310	30,739	0	114,381	93,610	92,912	0	0	-1,255	0	1,319,625
Fahan School	TAS	1,455,399	77,058	4,314	2,287	39,276	162,194	126,998	0	0	-95	0	1,867,431
Free Reformed School Association (INC) TAS	TAS	404,114	22,452	0	0	59,092	34,197	106,040	0	0	-551	0	625,344
Geneva Fellowship Inc.	TAS	935,989	120,898	28,640	0	277,711	118,997	117,822	0	0	-3,104	0	1,596,953
Giant Steps Tasmania	TAS	99,625	222,164	0	0	20,591	19,546	49,452	0	0	0	0	411,378
Herrick Presbyterian Covenant School Association Inc.	TAS	19,528	0	0	0	6,147	18,188	46,650	0	0	0	0	90,513
Huon Valley Independent School Association Inc	TAS	282,338	22,882	0	0	19,780	52,801	99,520	0	0	-1,104	0	476,217
Hutchins School Board of Management	TAS	3,983,567	412,389	18,822	1,160	111,139	445,361	0	0	0	-1,039	0	4,971,399
Launceston Christian School Inc.	TAS	3,488,944	502,490	5,724	2,313	376,525	249,280	0	0	0	-1,544	0	4,623,732
Leighland Christian Parent Controlled School Association Incorporated	TAS	3,729,014	658,250	111,848	0	663,241	451,165	0	0	0	0	0	5,613,517
Newstead Christian School Inc	TAS	342,906	61,544	0	0	36,360	29,211	100,140	0	0	0	0	570,162

Name	State	Base	Students with disability	Aboriginal and Torres Strait Islander	Low English proficiency	Socio educational disadvantage	Location	Size	Special Circumstances Funding	Prescribed Circumstances Funding	Adjustments ^a	Previous Legislation	Total Funding
OneSchool Global TAS Ltd	TAS	1,141,069	68,057	0	0	221,474	85,957	131,456	0	0	0	0	1,648,013
Scotch Oakburn College Inc.	TAS	5,734,589	506,815	10,678	1,085	168,309	428,745	0	0	0	0	0	6,850,220
Seventh-Day Adventist Schools (Tasmania) Limited	TAS	1,009,177	247,955	36,333	5,126	340,370	113,346	215,738	0	0	0	0	1,968,045
St. Michael's Collegiate School Board	TAS	3,207,559	267,528	27,066	0	67,513	317,144	0	0	0	-424	0	3,886,386
Tarremah Steiner School Foundation Inc.	TAS	1,034,843	97,324	7,274	0	25,709	96,747	116,400	0	0	-1,359	0	1,376,938
The Board of Management, Launceston Church Grammar School	TAS	4,088,364	474,909	23,893	2,311	158,994	311,430	0	0	0	0	0	5,059,902
The Cottage School Inc.	TAS	325,282	29,976	0	0	10,597	28,440	86,916	0	0	0	0	481,212
The Friends School Incorporated	TAS	5,766,597	180,532	8,253	3,774	90,142	610,139	0	0	0	-31	0	6,659,406
The Lambert School Inc	TAS	257,163	196,599	2,478	0	30,449	26,290	97,892	0	0	0	0	610,869
The Launceston Preparatory School Inc.	TAS	573,429	20,897	2,441	0	19,090	44,020	90,885	0	0	-423	0	750,339
Adass Israel School Inc	VIC	3,013,079	569,398	0	232,476	937,814	0	0	0	0	0	0	4,752,767
AFIC SCHOOLS (VICTORIA) LIMITED	VIC	4,237,765	0	0	0	635,385	0	0	0	0	0	0	4,873,150
Al Siraat College Inc.	VIC	4,174,005	67,657	0	113,579	649,651	0	0	0	0	0	0	5,004,892
Albury Wodonga Community College Limited	VIC	754,222	13,575	45,812	0	208,935	0	157,448	0	0	0	0	1,179,993
Alia College Limited	VIC	332,787	0	0	0	11,334	0	132,153	0	0	0	0	476,274
Alphington Grammar School	VIC	1,836,735	485,806	0	2,877	58,211	0	67,677	0	0	0	0	2,451,306
Andale School Inc	VIC	139,468	299,906	0	0	15,146	0	78,610	0	0	0	0	533,130
Anglican Diocesan Commission (Diocese of Melbourne) Ltd	VIC	6,309,101	125,537	0	13,371	692,580	0	0	0	0	0	0	7,140,589
Association for Christian Education Mount Evelyn Inc	VIC	3,933,561	584,094	1,545	1,219	285,182	0	0	0	0	0	0	4,805,601

Name	State	Base	Students with disability	Aboriginal and Torres Strait Islander	Low English proficiency	Socio educational disadvantage	Location	Size	Special Circumstances Funding	Prescribed Circumstances Funding	Adjustments ^a	Previous Legislation	Total Funding
Association for Christian Education of Dandenong	VIC	5,711,328	1,001,126	14,163	12,657	358,971	0	0	0	0	0	0	7,098,245
Association for Christian Education of Frankston Incorporated	VIC	3,436,149	203,910	3,192	0	384,764	0	0	0	0	0	0	4,028,015
Australian International Academy of Education Inc	VIC	9,834,697	871,839	0	153,917	938,308	0	127,796	0	0	-16	0	11,926,541
Bairnsdale Christian Community School Inc	VIC	431,879	12,571	1,447	0	24,868	67,760	109,349	0	0	0	0	647,874
Ballarat Christian College	VIC	2,074,985	452,406	9,688	3,528	205,067	0	135,633	0	0	0	0	2,881,307
Ballarat Steiner School & Kindergarten Inc.	VIC	374,929	34,295	1,319	0	27,894	0	99,438	0	0	0	0	537,875
Beaconhills Christian College Limited	VIC	16,703,588	781,388	10,985	90,248	2,911,544	0	0	0	0	0	0	20,497,753
Beechworth Montessori Children's Group Inc	VIC	534,021	24,274	1,375	0	20,254	19,337	105,571	0	0	0	0	704,832
Beis Efraim College Limited	VIC	386,153	0	0	0	46,594	0	96,413	0	0	0	0	529,160
Belgrave Heights Christian School of Presbyterian Church Vic Inc	VIC	4,076,011	226,499	0	6,108	389,750	0	0	0	0	0	0	4,698,368
Berengarra School Ltd	VIC	481,589	895,756	3,114	0	43,112	0	97,714	0	0	0	0	1,521,285
Berry Street Victoria Incorporated	VIC	739,528	1,375,522	49,317	547	248,916	0	111,972	0	0	0	0	2,525,802
Bialik College (Nominees) Pty Ltd	VIC	1,944,024	395,205	0	0	38,978	0	0	0	0	0	0	2,378,207
Billanook College Limited	VIC	4,315,112	437,588	8,700	2,430	246,754	0	0	0	0	0	0	5,010,584
Brighton Grammar School	VIC	3,137,597	207,674	1,869	1,405	91,248	0	0	0	0	0	0	3,439,793
Camberwell Anglican Girls Grammar School	VIC	2,342,862	116,287	3,623	7,102	32,881	0	0	0	0	0	0	2,502,755
Capability Building Inc	VIC	142,340	317,419	1,043	0	32,586	3,985	37,619	0	0	0	0	534,992
Carey Baptist Grammar School Limited	VIC	5,715,279	290,219	1,840	6,027	141,501	0	0	0	0	0	0	6,154,866

Name	State	Base	Students with disability	Aboriginal and Torres Strait Islander	Low English proficiency	Socio educational disadvantage	Location	Size	Special Circumstances Funding	Prescribed Circumstances Funding	Adjustments ^a	Previous Legislation	Total Funding
Castlemaine Steiner School Ltd	VIC	1,114,671	0	4,509	3,259	32,753	0	126,071	0	0	0	0	1,281,263
Catholic Education Commission of Victoria Limited	VIC	1,290,912,620	142,562,626	2,784,808	5,547,735	150,445,490	12,573,323	28,356,875	0	0	-1,874,944	0	1,631,308,533
Caulfield Grammar School	VIC	11,797,479	494,411	0	34,463	319,947	0	0	0	0	0	0	12,646,300
Child & Family Care Network Inc	VIC	76,474	142,242	1,483	0	11,370	0	82,485	0	0	0	0	314,054
Christ Church Grammar School	VIC	662,475	53,574	0	0	21,524	0	0	0	0	0	0	737,573
Christ The King Anglican College Incorporated	VIC	0	0	0	0	0	0	0	0	0	1,065,081	0	1,065,081
Christadelphian Heritage College Melbourne	VIC	302,347	11,619	0	0	26,160	0	101,068	0	0	0	0	441,194
Christian College Bellarine Ltd	VIC	2,875,076	241,119	6,364	0	187,774	0	6,892	0	0	0	0	3,317,225
Christian College Geelong Limited	VIC	5,403,371	367,679	3,073	0	256,160	0	0	0	0	0	0	6,030,283
Christian College Institute of Senior Education Limited	VIC	3,082,527	159,249	7,100	0	507,662	0	129,764	0	0	0	0	3,886,302
Cire Services Incorporated	VIC	1,048,514	44,747	6,877	0	0	0	197,306	0	0	0	0	1,297,444
Community College Gippsland LTD	VIC	572,951	144,402	18,481	0	145,739	0	127,344	0	0	0	0	1,008,917
Cormier Pty Ltd	VIC	815,184	36,518	1,350	1,068	70,924	0	114,307	0	0	0	0	1,039,351
Creek Street Christian Fellowship	VIC	1,888,919	30,429	1,667	5,351	159,406	0	143,870	0	0	0	0	2,229,642
Crest Education Ltd	VIC	8,716,881	564,366	4,843	10,430	648,575	0	0	0	0	0	0	9,945,095
Dandenong Ranges Steiner School Inc	VIC	779,434	12,824	0	0	32,456	0	111,548	0	0	0	0	936,262
Darul Ulum College of Victoria	VIC	6,390,017	775,812	0	0	635,944	0	0	0	0	0	0	7,801,773
Daylesford Dharma School Inc.	VIC	412,744	14,597	0	0	46,910	0	126,973	0	0	0	0	601,224

Name	State	Base	Students with disability	Aboriginal and Torres Strait Islander	Low English proficiency	Socio educational disadvantage	Location	Size	Special Circumstances Funding	Prescribed Circumstances Funding	Adjustments ^a	Previous Legislation	Total Funding
Deutsche Schule Melbourne Inc.	VIC	252,810	0	0	0	1,035	0	121,271	0	0	0	0	375,116
Dorvale Christian College	VIC	5,543,121	748,539	1,750	5,688	155,060	0	0	0	0	0	0	6,454,158
East Gippsland Steiner Education Group Inc.	VIC	252,932	0	0	0	64,338	43,118	119,029	0	0	0	0	479,417
East Preston Islamic College Limited	VIC	3,126,302	392,370	0	35,918	852,716	0	0	0	0	0	0	4,407,306
Ecumenical Schools Australia	VIC	90,851,391	3,409,027	159,235	53,469	4,618,233	823,215	425,406	0	0	0	0	100,339,976
Eltham College	VIC	2,754,160	243,091	3,544	0	97,814	0	0	0	0	0	0	3,098,609
Erasmus School	VIC	321,215	11,695	0	0	4,025	0	101,730	0	0	0	0	438,665
Fintona Girls' School	VIC	1,525,754	92,967	7	2,744	16,121	0	102,466	0	0	0	0	1,740,059
Firbank Grammar School	VIC	2,877,817	188,199	1,849	1,348	55,114	0	0	0	0	0	0	3,124,327
Fitzroy Community School Co-Operative Ltd	VIC	281,902	12,395	0	0	0	0	107,823	1	0	0	0	402,120
Flinders Christian Community College Inc	VIC	14,084,507	461,842	20,569	9,098	927,788	0	0	0	0	0	0	15,503,804
Frank Dando Sports Academy Association Ltd	VIC	198,869	369,895	1,622	0	21,596	0	47,435	0	0	0	0	639,416
Freshwater Creek Steiner School Association Incorporated	VIC	770,029	43,587	3,434	0	89,465	0	127,764	0	0	0	0	1,034,280
Gandel Besen House Limited	VIC	740,972	220,293	0	0	3,112	0	0	0	0	0	0	964,377
Geelong Baptist College Inc	VIC	2,126,781	156,418	13,240	0	274,807	0	155,557	0	0	0	0	2,726,803
Geelong Christian Education Association	VIC	3,850,535	169,299	20,484	9,774	348,318	0	0	0	0	0	0	4,398,410
Geelong Grammar School	VIC	5,583,521	246,005	54,365	0	128,925	0	0	0	0	0	0	6,012,816
Ghilgai School Ltd	VIC	588,798	22,604	0	0	35,474	0	98,310	0	0	0	0	745,186
Girton Grammar School Ltd	VIC	7,658,411	388,820	19,264	16,757	344,098	0	0	0	0	0	0	8,427,350
Gisborne Montessori School Limited	VIC	178,269	66,135	652	2,556	14,011	0	82,181	0	0	0	0	343,804
Glenroy Private Ltd	VIC	1,272,580	39,450	0	0	260,858	0	117,390	0	0	0	0	1,690,278

Name	State	Base	Students with disability	Aboriginal and Torres Strait Islander	Low English proficiency	Socio educational disadvantage	Location	Size	Special Circumstances Funding	Prescribed Circumstances Funding	Adjustments ^a	Previous Legislation	Total Funding
Grace Christian College Co-operative Ltd	VIC	640,929	14,778	7,737	0	75,383	0	135,641	0	0	0	0	874,468
Haileybury	VIC	16,427,723	1,253,283	15,757	0	336,858	0	0	0	0	-6,629	0	18,026,992
Heathdale Christian College Limited	VIC	7,633,956	193,614	3,230	0	305,954	0	0	0	0	0	0	8,136,754
Huntingtower School Association	VIC	3,024,175	17,159	0	2,952	44,318	0	0	0	0	0	0	3,088,604
Ilim College	VIC	11,749,076	1,448,168	3,041	354,691	2,229,447	0	0	0	0	0	0	15,784,423
Insight Education Centre for the Blind and Vision Impaired	VIC	58,804	131,132	0	0	0	0	63,426	0	0	0	0	253,362
Kamaruka Inc	VIC	176,079	327,508	0	0	19,122	0	55,093	0	0	0	0	577,802
Kardinia International College (Geelong) Ltd	VIC	10,597,707	597,745	10,606	6,948	216,843	0	0	0	0	0	0	11,429,849
Kerang Christian Community School Limited	VIC	816,606	32,799	7,545	3,629	129,310	129,758	144,753	0	0	0	0	1,264,400
Kilvington Grammar School Limited	VIC	2,751,681	104,633	5,767	5,133	47,375	0	0	0	0	0	0	2,914,589
Kingston City Church Inc.	VIC	2,015,007	44,027	1,601	1,104	90,907	0	141,563	0	0	0	0	2,294,209
Kingswood College Ltd	VIC	1,907,305	366,790	1,659	1,182	35,771	0	53,577	0	0	0	0	2,366,284
Koonwarra Village School Limited	VIC	250,588	0	0	0	1,619	20,456	112,983	0	0	0	0	385,646
Korowa Anglican Girls' School	VIC	1,694,717	38,390	2,082	0	20,165	0	17,735	0	0	0	0	1,773,089
Lauriston Girls' School	VIC	1,872,710	44,327	0	0	17,981	0	0	0	0	-2,281	0	1,932,737
Life Ministry Centre Ltd	VIC	4,715,039	282,548	10,536	9,795	277,182	0	0	0	0	0	0	5,295,100
Lighthouse Christian College Cranbourne Inc	VIC	5,238,578	31,022	0	41,851	381,920	0	0	0	0	0	0	5,693,371
Lighthouse Christian College Incorporated	VIC	3,763,899	407,452	0	6,023	323,011	0	0	0	0	0	0	4,500,385
Little Yarra Steiner School Limited	VIC	1,927,355	172,558	3,204	0	181,866	0	138,563	0	0	0	0	2,423,546

Name	State	Base	Students with disability	Aboriginal and Torres Strait Islander	Low English proficiency	Socio educational disadvantage	Location	Size	Special Circumstances Funding	Prescribed Circumstances Funding	Adjustments ^a	Previous Legislation	Total Funding
Lowther Hall Anglican Grammar School	VIC	4,168,998	114,643	3,567	2,565	132,475	0	0	0	0	0	0	4,422,248
Lutheran Church of Australia Victorian District	VIC	34,577,491	1,446,087	86,612	36,131	2,787,334	1,297,460	1,190,864	0	0	-11,229	0	41,410,750
Mackillop Family Services Limited	VIC	185,233	344,533	2,962	0	42,239	0	44,480	0	0	0	0	619,447
Maharishi's Global Administration through Natural Law Ltd	VIC	563,001	0	2,994	0	9,547	0	109,692	0	0	0	0	685,234
Mansfield Autism Statewide Services	VIC	126,279	281,602	0	0	28,909	18,853	55,191	0	0	0	0	510,834
MANSFIELD RUDOLF STEINER SCHOOL AND KINGERGARTEN INC	VIC	641,977	25,702	0	0	42,432	86,748	116,456	0	0	0	0	913,315
Melbourne Girls Grammar - An Anglican School	VIC	2,293,834	73,575	14,388	13,585	201,352	0	0	0	0	0	0	2,596,734
Melbourne Grammar School	VIC	5,607,847	354,109	25,096	9,677	159,193	0	0	0	0	0	0	6,155,922
Melbourne Montessori School Limited	VIC	763,089	13,335	0	0	5,972	0	117,488	0	0	0	0	899,884
Melton Christian Centre Limited	VIC	4,209,908	255,479	1,539	23,061	472,461	0	0	0	0	0	0	4,962,448
Mentone Girls' Grammar School	VIC	3,112,045	204,685	1,848	4,259	43,236	0	0	0	0	0	0	3,366,073
Mentone Grammar School	VIC	6,140,498	17,832	1	3,034	142,982	0	0	0	0	0	0	6,304,348
Mercy Education Limited	VIC	27,074,397	1,478,556	177,127	55,099	2,083,580	0	0	0	0	-151,915	0	30,716,844
Methodist Ladies' College Limited	VIC	5,344,295	302,705	13,221	3,151	82,351	0	0	0	0	0	0	5,745,723
Mildura Christian College	VIC	425,542	105,009	7,331	0	64,072	65,591	123,454	0	0	0	0	790,999
Minaret College Inc	VIC	10,345,566	977,569	0	2,759	1,267,452	0	0	0	0	0	0	12,593,346
Mount Hira College	VIC	3,556,366	192,332	0	173,077	937,001	0	0	0	0	0	0	4,858,776
Mount Scopus Memorial College Limited	VIC	2,594,604	322,707	0	4,489	40,945	0	0	0	0	0	0	2,962,745

Name	State	Base	Students with disability	Aboriginal and Torres Strait Islander	Low English proficiency	Socio educational disadvantage	Location	Size	Special Circumstances Funding	Prescribed Circumstances Funding	Adjustments ^a	Previous Legislation	Total Funding
Mountain District Parent Controlled Christian School Association	VIC	1,512,676	208,237	4,440	1,021	112,453	0	127,602	0	0	0	0	1,966,429
North-Eastern Montessori School Association	VIC	352,932	17,601	0	0	6,837	0	95,688	0	0	0	0	473,058
Northside Christian College Inc.	VIC	1,735,520	285,196	0	11,552	149,427	0	138,267	0	0	0	0	2,319,962
ONESCHOOL GLOBAL VIC LTD	VIC	3,987,747	0	0	0	578,322	0	0	0	0	0	0	4,566,069
Overnewton Anglican Community College Limited	VIC	12,618,130	1,169,029	9,443	36,070	684,889	0	0	0	0	0	0	14,517,561
Oxford College Pty Ltd	VIC	39,654	0	0	0	4,785	0	24,091	0	0	0	0	68,530
Penleigh and Essendon Grammar School	VIC	11,881,444	130,736	1,761	16,768	207,473	0	0	0	0	0	0	12,238,182
Plenty Valley Christian Education Limited	VIC	5,014,180	127,914	0	2,739	295,022	0	0	0	0	0	0	5,439,855
Presbyterian Ladies' College	VIC	5,498,371	227,234	7,085	7,032	76,560	0	0	0	0	0	0	5,816,282
Preskil - the Margaret Lytle Memorial School	VIC	494,575	327,635	0	0	13,384	0	130,555	0	0	0	0	966,149
R. Steiner School Co. Ltd.	VIC	2,194,432	16,379	6,122	0	310,952	0	51,424	0	0	0	0	2,579,309
Reachout Enterprises Ltd	VIC	570,297	15,715	0	906	114,067	0	146,713	0	0	0	0	847,698
Red Rock Christian College Inc	VIC	413,717	35,589	0	0	23,140	0	103,188	0	0	0	0	575,634
River City Christian College	VIC	385,485	30,524	12,135	0	78,346	12,342	147,655	0	0	0	0	666,487
Rossbourne School	VIC	806,802	1,454,120	0	0	87,616	0	123,105	0	0	0	0	2,471,643
Ruyton	VIC	1,966,310	52,163	0	0	92,826	0	0	0	0	0	0	2,111,299
Scotch College Hawthorn	VIC	5,006,204	61	19,507	3,329	40,456	0	0	0	0	-15,946	0	5,053,612
Seventh Day Adventist Schools (Victoria) Limited	VIC	14,939,059	968,782	15,716	100,483	1,331,625	154,274	804,143	0	0	-16,517	0	18,297,565
Shelford Girls' Grammar	VIC	1,250,896	221,375	0	1,119	29,520	0	146,810	0	0	0	0	1,649,720

Name	State	Base	Students with disability	Aboriginal and Torres Strait Islander	Low English proficiency	Socio educational disadvantage	Location	Size	Special Circumstances Funding	Prescribed Circumstances Funding	Adjustments ⁹	Previous Legislation	Total Funding
Shepparton Adult and Community Education College Inc	VIC	347,839	123,000	10,840	0	88,479	0	81,152	0	0	0	0	651,310
Shepparton Christian College Ltd	VIC	1,465,290	35,530	15,910	0	188,312	0	135,085	0	0	0	0	1,840,127
Sholem Aleichem College	VIC	676,471	246,469	0	0	15,220	0	112,836	0	0	0	0	1,050,996
Sirius College	VIC	16,927,425	1,153,133	0	271,027	2,387,807	0	0	0	0	0	0	20,739,392
Son Centre Christian School Ltd	VIC	234,426	10,766	0	2,003	19,005	53,906	93,649	0	0	0	0	413,755
Sophia Mundi Limited	VIC	557,755	13,894	0	0	43,925	0	132,386	0	0	0	0	747,960
Southern Cross Grammar	VIC	2,376,865	70,949	0	2,320	65,723	0	5,752	0	0	0	0	2,521,609
St Catherine's School	VIC	1,380,470	20,029	8,883	0	46,443	0	0	0	0	0	0	1,455,825
St John's Greek Orthodox College	VIC	1,400,640	0	0	12,401	145,520	0	156,339	0	0	-8,238	0	1,706,662
St Leonard's College	VIC	4,614,010	536,076	1,995	4,548	130,902	0	0	0	0	0	0	5,287,531
St Margaret's School	VIC	5,768,222	236,271	3,423	6,645	127,552	0	0	0	0	0	0	6,142,113
St Mary's Coptic Orthodox College	VIC	5,633,429	90,897	0	53,205	820,926	0	0	0	0	0	0	6,598,457
St Michael's Grammar School	VIC	3,676,517	230,598	8,401	0	66,360	0	0	0	0	0	0	3,981,876
St Paul's Church of England Grammar School Limited	VIC	8,868,380	190,335	10,472	2,519	346,196	0	0	0	0	0	0	9,417,902
St Thomas Aquinas College Limited	VIC	2,131,581	57,774	0	0	205,835	0	139,446	0	0	0	0	2,534,636
Strathcona Baptist Girls Grammar School Ltd	VIC	1,892,749	311,497	0	0	53,799	0	0	0	0	0	0	2,258,045
The Camberwell Grammar School	VIC	4,025,136	38,309	8,368	24,326	53,558	0	0	0	0	0	0	4,149,697
THE CHRISTIAN COMMUNITY COLLEGE-PORTLAND LTD.	VIC	1,886,351	32,352	5,543	0	192,932	261,979	171,183	0	0	0	0	2,550,340
The Currajong School Ltd	VIC	274,295	510,188	0	0	29,788	0	95,622	0	0	0	0	909,893

Name	State	Base	Students with disability	Aboriginal and Torres Strait Islander	Low English proficiency	Socio educational disadvantage	Location	Size	Special Circumstances Funding	Prescribed Circumstances Funding	Adjustments ^a	Previous Legislation	Total Funding
The Greek Orthodox Community of Oakleigh and District Inc	VIC	2,554,469	359,456	1,562	28,821	301,864	0	498	0	0	0	0	3,246,670
The Islamic Schools of Victoria (Werribee College) Inc	VIC	11,901,815	982,390	0	262,262	1,659,952	0	0	0	0	0	0	14,806,419
The Ivanhoe Girls' Grammar School	VIC	3,915,747	36,130	7,937	6,611	72,914	0	0	0	0	0	0	4,039,339
The Ivanhoe Grammar School	VIC	8,800,184	87,599	0	7,406	247,881	0	0	0	0	0	0	9,143,070
The Japanese School of Melbourne	VIC	167,833	0	0	0	17,454	0	102,532	0	0	0	0	287,819
The Kilmore International School Limited	VIC	2,076,790	0	1,916	2,871	46,351	0	178,074	0	0	0	0	2,306,002
The King David School Holdings Ltd	VIC	1,569,909	780,129	0	0	23,528	0	0	0	0	0	0	2,373,566
The Knox School Limited	VIC	3,273,202	159,997	2,966	0	94,226	0	0	0	0	0	0	3,530,391
The Learning Cooperative Ltd	VIC	102,291	16,002	1,009	0	1,607	0	69,595	0	0	0	0	190,503
The Presbyterian School of St Andrew Limited	VIC	2,765,691	55,344	3,031	6,650	29,254	0	0	0	0	0	0	2,859,970
The Uniting Church in Australia Property Trust (Victoria)	VIC	25,061,239	765,205	749,869	38,287	1,346,574	640,558	307,953	0	146,598	-72,622	0	28,983,661
Tintern Grammar	VIC	3,821,199	237,009	3,442	1,378	90,654	0	0	0	0	-1,998	0	4,151,684
Toorak College Ltd	VIC	3,198,612	78,050	3,411	4,891	81,651	0	0	0	0	0	0	3,366,615
Trinity Anglican College - Wodonga Limited	VIC	0	0	0	0	0	0	0	0	0	383,360	0	383,360
Trinity Grammar School, Kew	VIC	3,372,782	438,539	5,559	1,566	58,405	0	0	0	0	0	0	3,876,851
Trustees of Edmund Rice Education Australia	VIC	16,147,281	1,926,894	147,982	48,646	2,277,302	0	0	0	0	0	0	20,548,105
Trustees of the Christian Brothers	VIC	42,384,343	7,058,435	262,423	48,617	3,363,752	0	180,967	0	0	-61,888	0	53,236,649
Trustees of the Marist Brothers Southern Province	VIC	5,276,413	689,026	356,845	0	828,394	680,723	0	0	0	0	0	7,831,401

Name	State	Base	Students with disability	Aboriginal and Torres Strait Islander	Low English proficiency	Socio educational disadvantage	Location	Size	Special Circumstances Funding	Prescribed Circumstances Funding	Adjustments ⁹	Previous Legislation	Total Funding
Victory Christian College Inc	VIC	2,769,642	0	12,769	11,253	228,649	0	129,876	0	0	0	0	3,152,188
Villa Maria Society	VIC	371,350	817,715	0	0	40,327	0	128,102	0	0	0	0	1,357,494
Village School Inc	VIC	441,065	12,826	0	0	19,368	0	111,570	0	0	0	0	584,829
Warragul District Parent Controlled Christian School Association Inc	VIC	8,230,266	967,821	25,806	1,393	1,019,390	0	0	0	0	-36,672	0	10,208,004
Warrnambool Presbyterian School LTD.	VIC	1,578,392	82,943	6,206	1,006	93,324	54,519	128,786	0	0	0	0	1,945,176
Waverley Christian College Inc	VIC	9,203,123	414,269	3,090	0	245,937	0	0	0	0	0	0	9,866,419
Woodleigh School	VIC	4,958,490	475,409	13,764	0	90,716	0	0	0	0	0	0	5,538,379
Worawa Aboriginal College Limited	VIC	543,211	0	651,854	34,147	231,080	0	109,705	0	130,371	0	0	1,700,368
Xin Yi Dai (The New Generation Chinese Culture School) Inc.	VIC	122,955	0	0	0	26,378	0	50,827	0	0	0	0	200,160
Yarra Valley Grammar School	VIC	4,629,456	702,833	10,603	0	230,262	0	0	0	0	-1,307	0	5,571,847
Yarralinda School Association Inc	VIC	120,278	0	0	0	27,923	0	98,084	0	0	0	0	246,285
Yavneh College Nominees Pty Ltd	VIC	1,804,866	506,889	0	0	65,181	0	0	0	0	0	0	2,376,936
YESHIVAH-BETH RIVKAH SCHOOLS LIMITED	VIC	6,895,215	915,551	0	24,593	397,865	0	0	0	0	0	0	8,233,224
Yesodei Hatorah College Inc	VIC	1,020,979	150,716	0	2,768	23,407	0	143,516	0	0	0	0	1,341,386
AFIC Schools (WA) Limited	WA	4,357,676	0	0	0	501,395	0	0	0	0	0	0	4,859,071
Albany Free Reformed Church Education Association (Inc)	WA	1,284,604	76,216	0	0	155,268	156,162	108,684	0	0	0	0	1,780,934
Al-Hidayah Islamic Education Admin INC	WA	936,380	21,869	0	14,812	161,403	0	85,688	0	0	0	0	1,220,152
Alkimos Baptist College Inc.	WA	1,308,744	107,786	6,342	937	102,098	0	116,512	0	0	0	0	1,642,419
All Saints' College Inc.	WA	4,837,853	406,801	15,119	3,953	81,811	0	0	0	0	0	0	5,345,537

Name	State	Base	Students with disability	Aboriginal and Torres Strait Islander	Low English proficiency	Socio educational disadvantage	Location	Size	Special Circumstances Funding	Prescribed Circumstances Funding	Adjustments ⁹	Previous Legislation	Total Funding
Alta-1 College Ltd	WA	2,631,857	261,080	86,091	0	1,206,864	0	124,453	0	0	0	0	4,310,345
Armada Congregational Church (Inc)	WA	3,615,238	211,059	20,207	2,531	567,083	0	0	0	0	0	0	4,416,118
Association for Christian Education Inc	WA	3,503,384	197,615	0	0	203,142	0	0	0	0	0	0	3,904,141
Austin Cove Baptist College Inc	WA	3,418,164	267,776	14,948	0	468,604	0	0	0	0	0	0	4,169,492
Australian Association for International Education Incorporated	WA	879,182	0	0	0	2,986	0	160,960	0	0	0	0	1,043,128
Australian Islamic College Perth Inc	WA	16,123,077	207,865	6,333	118,568	1,947,118	0	0	0	0	0	0	18,402,961
Banksia Montessori School Inc	WA	72,562	0	0	0	10,577	0	94,643	0	0	0	0	177,782
Baris Education and Culture Foundation Limited	WA	1,296,941	43,549	0	7,828	249,381	0	124,120	0	0	0	0	1,721,819
Beenong School Association	WA	329,571	65,583	5,820	0	17,148	0	93,016	0	0	0	0	511,138
Bethel Christian School Incorporated	WA	1,891,330	151,656	21,335	0	304,238	226,404	100,212	0	0	0	0	2,695,175
Bible Baptist Christian Academy	WA	90,595	0	0	0	21,139	0	34,831	0	0	0	0	146,565
Blue Gum Montessori School Inc	WA	453,966	43,147	1,216	0	10,906	0	84,528	0	0	0	0	593,763
Bold Park Community School Advisory Council Inc	WA	402,794	111,868	1,127	0	10,993	0	84,597	0	0	0	0	611,379
Carey Baptist College Ltd	WA	7,017,547	451,057	1,571	4,177	494,347	0	0	0	0	0	0	7,968,699
Canarvon Christian Parent Controlled School Association Inc	WA	643,199	20,934	17,741	0	91,712	407,107	82,022	0	0	0	0	1,262,715
Casa Mia Montessori Community School Inc	WA	174,102	10,025	0	0	900	0	78,566	0	0	0	0	263,593
Catholic Education Commission of W.A.	WA	393,620,908	30,733,765	12,838,419	1,101,158	48,210,650	23,020,223	9,229,385	0	517,661	-420,324	0	518,851,845
Christ Church Grammar School Incorporated	WA	3,162,002	929,571	32,251	0	44,040	0	0	0	0	0	0	4,167,864

Name	State	Base	Students with disability	Aboriginal and Torres Strait Islander	Low English proficiency	Socio educational disadvantage	Location	Size	Special Circumstances Funding	Prescribed Circumstances Funding	Adjustments ⁹	Previous Legislation	Total Funding
Christian Aboriginal Parent-Directed Schools	WA	1,348,692	0	1,249,005	28,354	566,667	587,228	331,725	0	229,649	-133,152	0	4,208,168
Chrysalis Montessori School INC	WA	378,897	0	1,220	0	2,829	0	84,829	0	0	0	0	467,775
COMETWA LIMITED	WA	476,954	17,743	4,579	935	58,979	0	90,842	0	0	0	0	650,032
Communicare Inc	WA	664,231	194,145	4,338	0	139,433	0	121,525	0	0	-420	0	1,123,252
Cornerstone Christian College Ltd	WA	3,312,378	84,340	7,945	0	295,470	0	0	0	0	0	0	3,700,133
Court Grammar School Inc.	WA	2,732,061	522,465	13,488	789	501,001	0	69,861	0	0	0	0	3,839,665
Directions Workforce Solutions Incorporated	WA	326,300	28,012	99,628	0	146,212	0	60,170	0	0	0	0	660,321
Divine Mercy College Inc	WA	2,516,150	0	0	1,450	385,206	0	106,941	0	0	0	0	3,009,747
Emmanuel Christian Community School Incorporated	WA	1,394,650	63,767	7,615	39,190	209,276	0	102,511	0	0	0	0	1,817,009
Foundation Christian College Incorporated	WA	3,758,935	88,783	17,426	0	492,107	0	0	0	0	0	0	4,357,251
Free Reformed School Association (Inc)	WA	5,586,700	240,668	1,531	0	411,594	0	0	0	0	0	0	6,240,493
Fremantle Christian College Incorporated	WA	555,421	57,419	0	0	43,315	0	89,992	0	0	0	0	746,147
Futures WA Ltd	WA	654,207	196,659	84,344	0	286,765	0	116,096	0	0	0	0	1,338,071
Geraldton Christian Community Schools Association Incorporated	WA	2,904,346	135,728	19,818	0	390,279	397,748	33,712	0	0	0	0	3,881,631
Geraldton Grammar School Incorporated	WA	3,886,259	42,382	18,216	1,204	306,038	548,254	0	0	0	0	0	4,802,353
Golden Hill Steiner School Inc	WA	598,999	37,125	1,397	0	55,842	115,770	96,976	0	0	0	0	906,109
Goldfields Baptist College Incorporated	WA	1,376,815	23,741	18,865	562	201,023	332,883	104,200	0	0	0	0	2,058,089
Governors of Hale School	WA	4,815,994	315,801	38,164	3,800	70,650	0	0	0	0	0	0	5,244,409
Grace Christian School Ltd	WA	3,607,548	97,348	16,308	3,879	375,048	0	0	0	0	0	0	4,100,131

Name	State	Base	Students with disability	Aboriginal and Torres Strait Islander	Low English proficiency	Socio educational disadvantage	Location	Size	Special Circumstances Funding	Prescribed Circumstances Funding	Adjustments ⁹	Previous Legislation	Total Funding
Great Southern Grammar School Incorporated	WA	5,009,499	281,513	43,648	0	256,268	804,220	0	0	0	0	0	6,395,148
Guildford Grammar School Inc	WA	6,006,215	480,023	68,990	4,926	219,854	0	0	0	0	0	0	6,780,008
H & S Hoffman & G Korsunski Carmel School Inc	WA	2,033,632	149,362	0	0	34,995	0	11,016	0	0	0	0	2,229,005
Helena College Council Inc	WA	3,800,534	30,889	3,367	0	139,009	0	0	0	0	0	0	3,973,799
Heritage College Perth (Inc.)	WA	574,249	33,127	1,437	1,188	78,074	0	110,070	0	0	0	0	798,145
HillSide Christian College Incorporated	WA	1,826,605	79,359	20,074	0	248,851	0	111,113	0	0	0	0	2,286,002
Hope Christian College Inc	WA	1,864,969	0	13,675	0	242,894	0	121,510	0	0	0	0	2,243,048
Immaculate Heart College LTD	WA	484,497	57,769	0	0	54,562	2,345	113,175	0	0	0	0	712,348
Jarlmadangah Burru Aboriginal Corporation	WA	85,945	0	92,309	0	37,135	126,760	76,070	0	0	0	0	418,219
Kadjina Community Incorporated	WA	92,635	0	111,163	5,080	34,324	136,822	80,732	0	0	-95,581	0	365,175
Karalundi Aboriginal Education Community Inc	WA	277,629	0	333,156	0	136,633	289,636	94,462	0	66,631	0	0	1,198,147
Kerry Street Community School Inc	WA	283,889	49,839	3,238	0	20,193	0	97,640	0	0	0	0	454,799
Kids Open Learning School Inc	WA	186,396	0	0	0	13,251	0	64,419	0	0	0	0	264,066
Kingsway Christian Education Association INC	WA	7,592,860	278,805	3,357	21,807	341,177	0	0	0	0	0	0	8,238,006
Kwinana Christian School Incorporated	WA	452,659	0	1,724	0	87,364	0	116,364	80,000	0	0	0	738,111
Leaning Tree Steiner School Inc	WA	477,810	52,486	9,391	0	45,464	75,194	102,825	0	0	0	0	763,170
Mandurah Baptist College Inc	WA	7,661,185	263,175	11,336	0	694,782	0	0	0	0	0	0	8,630,478
Margaret River Independent School	WA	473,141	45,017	9,736	0	27,818	39,899	88,193	0	0	0	0	683,804

Name	State	Base	Students with disability	Aboriginal and Torres Strait Islander	Low English proficiency	Socio educational disadvantage	Location	Size	Special Circumstances Funding	Prescribed Circumstances Funding	Adjustments ^a	Previous Legislation	Total Funding
Mazenod College Limited	WA	5,596,771	365,871	0	1,580	602,900	0	0	0	0	0	0	6,567,122
Methodist Ladies' College	WA	2,391,758	241,775	13,352	1,674	69,996	0	0	0	0	0	0	2,718,555
Murdoch College Inc	WA	0	0	0	0	0	0	0	0	0	691,468	0	691,468
Nollanara Baptist Church of Nollanara WA	WA	113,679	0	0	0	20,250	0	39,605	0	0	0	0	173,534
Nonnads Charitable & Educational Foundation	WA	418,314	296,405	501,977	19,008	146,975	369,539	81,333	0	0	0	0	1,833,551
OneSchool Global WA Ltd	WA	1,691,070	81,467	0	0	237,627	0	122,516	0	0	0	0	2,132,680
Parklands School Association Incorporated	WA	609,535	59,420	4,376	0	47,491	78,323	93,128	0	0	0	0	892,273
Parrngurr Community School Aboriginal Corp	WA	228,678	28,356	252,505	7,350	75,329	248,778	82,295	0	0	0	0	923,291
Penthos College	WA	4,770,375	206,371	13,326	0	106,203	0	0	0	0	0	0	5,096,275
Perth College Inc	WA	5,038,544	197,182	42,628	2,815	84,875	0	0	0	0	0	0	5,366,044
Perth Montessori School Inc	WA	519,443	84,168	0	1,693	13,678	0	87,291	0	0	0	0	706,273
Port School Inc	WA	452,107	320,877	64,059	0	204,447	0	82,046	0	0	0	0	1,123,536
Presbyterian Ladies' College Inc	WA	2,883,680	62,631	67,923	0	56,511	0	0	0	0	0	0	3,070,745
Purnululu Aboriginal Corporation	WA	213,387	0	238,324	11,702	23,677	265,011	119,626	0	0	0	0	871,727
Quinns Baptist College Inc	WA	5,575,701	119,002	3,235	5,321	490,570	0	0	0	0	0	0	6,193,829
Rawa Community School Aboriginal Corporation	WA	275,963	0	331,156	25,974	135,813	290,692	87,401	0	0	0	0	1,146,999
Regent College	WA	1,144,309	37,924	0	0	18,997	0	73,306	0	0	0	0	1,274,536
Riverlands Montessori School Inc	WA	553,847	0	0	0	16,479	0	96,564	0	0	0	0	666,890
Rockingham Montessori School Inc	WA	835,119	81,546	0	0	74,767	0	114,178	0	0	-15,609	0	1,090,001
Scotch College	WA	3,993,593	266,052	69,751	1,723	70,976	0	0	0	0	0	0	4,402,095
Servite College Council Inc	WA	6,497,326	672,071	15,018	70,601	1,074,590	0	0	0	0	0	0	8,329,606

Name	State	Base	Students with disability	Aboriginal and Torres Strait Islander	Low English proficiency	Socio educational disadvantage	Location	Size	Special Circumstances Funding	Prescribed Circumstances Funding	Adjustments ^a	Previous Legislation	Total Funding
Seventh-Day Adventist Schools (Western Australia) Ltd	WA	3,405,404	241,331	111,804	4,196	317,791	211,336	489,831	0	13,023	0	0	4,794,716
SMYL Community College	WA	517,710	197,864	3,225	688	118,627	0	94,319	0	0	0	0	932,433
South Coast Baptist College Incorporated	WA	4,448,381	227,200	12,950	4,467	405,719	0	0	0	0	0	0	5,098,717
South West Learning Community Association Inc	WA	238,293	0	0	0	14,674	0	103,081	0	0	0	0	356,048
Sowilo Community Inc.	WA	432,558	192,785	9,669	0	185,896	0	80,099	0	0	0	0	901,007
Spirit of Play Community School Inc	WA	186,100	0	0	0	48,254	46,235	118,166	0	0	0	0	398,755
St Andrews Grammar Incorporated	WA	2,369,040	105,747	0	19,475	266,976	0	32,311	0	0	0	0	2,793,549
St Hilida's Anglican School for Girls (Inc)	WA	3,460,754	55,495	29,461	0	43,691	0	0	0	0	0	0	3,589,401
St Mary's Anglican Girls School Inc	WA	5,176,097	64,708	16,171	1,426	117,269	0	0	0	0	0	0	5,375,671
St Stephen's School	WA	14,293,869	983,205	13,648	0	697,549	0	0	0	0	0	0	15,988,271
Swan Christian Education Association Inc.	WA	20,267,420	1,269,374	83,289	9,675	2,767,598	0	373,299	0	0	0	0	24,770,655
Telethon Speech & Hearing	WA	342,474	581,181	191	0	122,16	0	73,049	0	0	0	0	1,009,111
The Anglican Schools Commission (Inc)	WA	81,959,555	3,450,420	118,902	105,070	6,445,931	905,437	614,745	0	0	-4,793,954	0	88,806,106
The Beehive Montessori School Inc	WA	946,321	69,760	0	0	9,858	0	140,585	0	0	0	0	1,166,524
The Bunbury Cathedral Grammar School Inc	WA	5,816,141	185,023	13,823	0	178,683	0	0	0	0	0	0	6,193,670
The Japanese School Council In Perth Limited	WA	130,175	0	0	0	4,027	0	78,245	0	0	-4,810	0	207,637
The King's Educational Ministries Inc	WA	1,915,173	97,261	15,540	1,749	243,715	0	121,266	0	0	0	0	2,394,704
The Lake Joondalup Baptist College Inc.	WA	7,311,153	372,750	6,776	2,797	385,309	0	0	0	0	0	0	8,078,785

Name	State	Base	Students with disability	Aboriginal and Torres Strait Islander	Low English proficiency	Socio educational disadvantage	Location	Size	Special Circumstances Funding	Prescribed Circumstances Funding	Adjustments ^a	Previous Legislation	Total Funding
The Lance Holt Schools Council Inc	WA	390,479	34,007	0	0	1,568	0	88,833	0	0	0	0	514,887
The Margaret River Montessori School (Inc)	WA	525,611	25,375	0	0	14,830	5,444	99,424	0	0	0	0	670,684
The Moerlina School Inc	WA	57,581	57,954	0	535	1,185	0	90,831	0	0	0	0	208,086
The Montessori School, Kingsley, Inc	WA	606,535	0	0	0	19,801	0	111,354	0	0	0	0	737,690
The Perth Waldorf School Association Incorporated	WA	2,137,894	128,490	4,777	1,361	57,410	0	80,881	0	0	0	0	2,410,813
The Quintilian School Inc.	WA	334,444	144,294	0	0	3,126	0	125,639	0	0	0	0	607,503
The Silver Tree Steiner School Incorporated	WA	660,489	0	2,643	0	51,353	0	89,376	0	0	0	0	803,861
Thornlie Christian College (Inc)	WA	5,149,682	168,920	8,502	5,611	383,636	0	0	0	0	0	0	5,716,351
Tranby College (INC)	WA	6,037,000	259,039	12,874	1,085	473,511	0	0	0	0	0	0	6,783,509
Village School Association Inc	WA	1,102,823	45,441	0	0	82,744	0	32,761	0	0	0	0	1,263,769
Wesley College	WA	5,227,357	616,351	82,039	1,293	135,493	0	0	0	0	0	0	6,062,533
West Coast Steiner School INC	WA	708,996	32,983	3,904	0	50,830	0	86,157	0	0	0	0	882,870
Winthrop Baptist College Inc.	WA	5,421,999	456,883	6,659	0	1,070,565	0	0	0	0	-740	0	6,955,366
Woodbury Boston Primary School Inc.	WA	360,298	51,655	11,505	0	43,953	74,855	80,959	0	0	0	0	623,225
Yakanarra (Aboriginal Corporation)	WA	296,292	10,020	355,550	28,657	147,320	294,760	85,818	0	0	0	0	1,218,417
Yallingup Steiner School	WA	444,163	0	0	0	51,461	15,119	91,273	0	0	0	0	602,016
Yivili Aboriginal Community School	WA	326,607	19,440	380,515	19,841	146,212	320,685	80,251	0	0	0	0	1,293,551
Yunggora Association Incorporated	WA	451,879	19,322	542,254	7,533	204,884	417,552	82,212	0	0	0	0	1,725,636
TOTAL		7,544,753,309	751,622,588	101,537,027	18,611,161	739,175,340	187,602,429	151,569,598	80,000	3,839,538	-10,719,829	0	9,488,071,161

Source: DESE (totals may not equal due to rounding as figures have been rounded to the nearest dollar)

Table B8: Financial assistance to Block Grant Authorities in 2015 (\$, exclusive of GST)

Name	State	Capital Funding	Total Funding
ACT Block Grant Authority Inc	ACT	2,996,888	2,996,888
Association of Independent Schools of NSW BGA Limited	NSW	16,495,167	16,495,167
Catholic Schools NSW Limited	NSW	28,539,917	28,539,917
Northern Territory Block Grant Authority	NT	1,226,939	1,226,939
Queensland Independent Schools Block Grant Authority Limited	QLD	11,353,486	11,353,486
The Corporation of the Roman Catholic Bishops of Queensland trading as Queensland Catholic Education Commission	QLD	15,762,144	15,762,144
SA Independent Schools Block Grant Authority	SA	4,847,392	4,847,392
South Australian Commission for Catholic Schools Incorporated	SA	5,639,406	5,639,406
Catholic Education Centre	TAS	1,779,770	1,779,770
Independent Schools Block Grant Authority of Tasmania Pty Ltd	TAS	1,051,579	1,051,579
Catholic Capital Grants (Victoria) Ltd	VIC	23,356,345	23,356,345
Victorian Independent Schools BGA Limited	VIC	13,487,809	13,487,809
AISWA Capital Grant Association Inc	WA	6,309,332	6,309,332
Catholic Education Western Australia Limited	WA	7,950,819	7,950,819
TOTAL		140,796,993	140,796,993

Source: DESE (totals may not equal due to rounding as figures have been rounded to the nearest dollar)

Table B9: Financial assistance to Non-Government Representative Bodies in 2015 (\$, exclusive of GST)

Name	State	Non-Government Reform Support	ACT Adjustment Assistance	Choice and Affordability	Total Funding
Association of Independent Schools the ACT Inc	ACT	784,219	2,500,000	0	3,284,219
Catholic Education Office	ACT	324,938	0	0	324,938
Association of Independent Schools of New South Wales	NSW	7,485,668	0	0	7,485,668
Catholic Education Commission NSW	NSW	4,594,418	0	0	4,594,418
Association of Independent Schools of the Northern Territory	NT	510,933	0	0	510,933
Catholic Church of the Diocese of Darwin Property Trust Inc	NT	86,032	0	0	86,032
Corporation of the Roman Catholic Bishops of Queensland	QLD	2,567,447	0	0	2,567,447
Independent Schools Queensland	QLD	4,833,513	0	0	4,833,513
Association of Independent Schools of South Australia	SA	2,093,598	0	0	2,093,598
South Australian Commission for Catholic Schools Inc	SA	898,993	0	0	898,993
Association of Independent Schools Tasmania	TAS	640,380	0	0	640,380
Catholic Education Centre	TAS	271,789	0	0	271,789
Catholic Education Commission of Victoria Limited	VIC	3,670,155	0	0	3,670,155
Independent Schools Victoria	VIC	5,444,491	0	0	5,444,491
Association of Independent Schools of Western Australia Inc	WA	3,207,197	0	0	3,207,197
Catholic Education Commission of W.A.	WA	1,252,891	0	0	1,252,891
TOTAL		38,666,662	2,500,000	0	41,166,662

Source: DESE (totals may not equal due to rounding as figures have been rounded to the nearest dollar)

Table B10: Special and Prescribed Circumstances financial assistance to Approved Authorities in 2015 (\$, exclusive of GST)

Name	State	Special Circumstances Funding	Indigenous Boarding Initiative	Additional funding for students with disability	ACT Adjustment assistance	Transition Assistance for low-growth government schools in 2018	Transition Assistance for system weighted average SES schools in 2018	Additional support for Northern Territory government schools	Additional assistance of system weighted benefit schools for 2019	Adjustment funding for low-growth non-government schools in 2019	Additional Assistance for 2016 census data arrangements	Local Schools Community Fund	Total Funding
Catholic Church of the Diocese of Darwin Property Trust Inc	NT	0	177,769	0	0	0	0	0	0	0	0	0	177,769
Haileybury Rendall School	NT	0	189,867	0	0	0	0	0	0	0	0	0	189,867
NT Christian Schools	NT	0	211,778	0	0	0	0	0	0	0	0	0	211,778
Tiwai Education Board Incorporated	NT	0	107,735	0	0	0	0	0	0	0	0	0	107,735
Uniting Church In Australia Property Trust (NT)	NT	0	42,943	0	0	0	0	0	0	0	0	0	42,943
The Corporation of the Roman Catholic Bishops of Queensland	QLD	0	803,802	0	0	0	0	0	0	0	0	0	803,802
Djarraun College Limited	QLD	0	310,590	0	0	0	0	0	0	0	0	0	310,590
Lutheran Church of Australia Queensland District	QLD	0	41,487	0	0	0	0	0	0	0	0	0	41,487
TEC-NQ Limited	QLD	0	18,003	0	0	0	0	0	0	0	0	0	18,003
The Uniting Church In Australia Property Trust (Q)	QLD	0	431,949	0	0	0	0	0	0	0	0	0	431,949
Lutheran Education South Australia Northern Territory and Western Australia Incorporated	SA	0	399,682	0	0	0	0	0	0	0	0	0	399,682
The Uniting Church In Australia Property Trust (Victoria)	VIC	0	146,598	0	0	0	0	0	0	0	0	0	146,598
Worawa Aboriginal College Limited	VIC	0	130,371	0	0	0	0	0	0	0	0	0	130,371
Catholic Education Commission of W.A.	WA	0	517,661	0	0	0	0	0	0	0	0	0	517,661
Christian Aboriginal Parent-Directed Schools	WA	0	229,649	0	0	0	0	0	0	0	0	0	229,649
Karalundi Aboriginal Education Community Inc	WA	0	66,631	0	0	0	0	0	0	0	0	0	66,631
Kwinana Christian School Incorporated	WA	80,000	0	0	0	0	0	0	0	0	0	0	80,000

Name	State	Special Circumstances Funding	Indigenous Boarding Initiative	Additional funding for students with disability	ACT Adjustment assistance	Transition Assistance for low-growth government schools in 2018	Transition Assistance for system weighted average SES schools in 2018	Additional support for Northern Territory government schools	Additional assistance of system weighted benefit schools in 2019	Adjustment funding for low-growth non-government schools in 2019	Additional Assistance for 2016 census data arrangements	Local Schools Community Fund	Total Funding
Seventh-Day Adventist Schools (Western Australia) Ltd	WA	0	13,023	0	0	0	0	0	0	0	0	0	13,023
TOTAL		80,000	3,839,538	0	0	0	0	0	0	0	0	0	3,919,538

Source: DESE (totals may not equal due to rounding as figures have been rounded to the nearest dollar)

Table B11: Financial assistance to state and territory governments in 2016 (\$, exclusive of GST)

State	Base	Students with disability	Aboriginal and Torres Strait Islander	Low English proficiency	Socio educational disadvantage	Location	Size	Special Circumstances Funding	Prescribed Circumstances Funding	Adjustments ¹⁰	Previous Legislation	Total Funding
ACT	70,006,749	8,472,030	779,284	74,425	4,234,607	2,172	973,215	0	7,287	-27,234	0	84,522,536
NSW	1,358,917,046	165,966,278	43,028,688	5,989,065	223,351,986	29,152,755	34,367,620	0	11,028,143	-9,597,864	0	1,862,203,717
NT	73,955,345	9,146,721	24,718,487	1,048,897	16,032,127	25,023,448	4,505,587	0	568,933	-7,047	0	154,992,497
QLD	994,435,710	122,728,414	40,351,632	1,497,120	155,801,416	46,224,694	19,045,824	0	11,120,035	-13,077,275	0	1,378,127,570
SA	291,891,659	50,484,393	7,735,880	589,805	46,704,996	14,362,649	8,328,019	0	0	-1,942,668	0	418,154,735
TAS	112,702,422	16,776,967	3,617,152	90,625	23,154,495	10,970,307	3,504,996	0	0	-622,351	0	170,194,614
VIC	1,070,654,215	134,770,406	6,000,148	5,775,878	161,628,440	11,279,399	24,322,251	0	19,679,203	-11,762,612	0	1,422,347,328
WA	420,874,195	41,799,946	16,246,876	982,481	59,569,989	25,698,282	10,582,916	0	1,829,473	-3,804,065	0	573,780,093
TOTAL	4,393,437,341	550,145,155	142,478,147	16,048,296	690,478,056	162,713,706	105,630,428	0	44,233,074	-40,841,116	0	6,064,323,090

Source: DESE (totals may not equal due to rounding as figures have been rounded to the nearest dollar)

¹⁰ Any payment adjustments to funding that have occurred for AAs are also reported. Payment adjustments are a result of changes to previous year/s entitlements due to changes in enrolment or other factors that determine the annual funding calculated for a school. Note that payment adjustments can apply to recurrent funding as well as special/prescribed circumstances funding.

Table B12: Total funding paid to approved authorities of non-government schools in 2016 (\$, exclusive of GST)

Name	State	Base	Students with disability	Aboriginal and Torres Strait Islander	Low English proficiency	Socio educational disadvantage	Location	Size	Special Circumstances Funding	Prescribed Circumstances Funding	Adjustments ¹¹	Previous Legislation	Total Funding
AFC Schools (ACT) Limited	ACT	792,749	0	0	0	90,292	0	113,608	0	0	0	0	996,649
Best-Practice Education Group Limited	ACT	261,226	78,413	1,478	0	3,847	0	119,946	0	0	0	0	464,910
Brindabella Christian Education Limited	ACT	4,746,943	701,700	2,712	9,912	132,399	0	0	0	0	0	0	5,593,666
Burgmann Anglican School	ACT	8,268,049	923,629	54,202	0	201,472	0	0	0	0	0	0	9,447,352
Canberra Girls Grammar School	ACT	2,892,541	350,317	18,393	48,739	786,789	0	0	0	0	0	0	4,096,779
Canberra Grammar School	ACT	3,976,641	442,823	20,554	3,977	44,589	0	0	0	0	0	0	4,488,584
Canberra Muslim Youth Incorporated	ACT	280,203	0	0	159	22,763	0	121,863	0	0	-8,724	0	416,264
Canberra Rudolf Steiner School Association Incorporated	ACT	3,307,233	288,552	22,121	0	142,006	0	0	0	0	0	0	3,759,912
Communitites@Work Ltd	ACT	378,170	455,138	19,301	12,604	144,571	0	85,138	0	0	0	0	1,094,922
Covenant College Tuggeranong ACT Association Incorporated	ACT	552,739	78,551	3,670	0	18,601	0	150,372	0	0	0	0	803,933
Daramalan College	ACT	9,060,079	1,045,004	44,282	13,677	801,817	0	0	0	0	0	0	10,964,859
Emmaus Christian School Canberra Limited	ACT	1,453,342	209,053	9,648	4,099	70,502	0	199,237	0	0	0	0	1,945,881
Radford College Limited	ACT	6,668,503	716,631	26,256	7,806	83,646	0	0	0	0	0	0	7,502,842
Seventh-day Adventist Schools (South New South Wales) Limited	ACT	1,645,467	94,992	98,221	0	256,801	99,707	338,467	0	0	0	0	2,533,655
The Canberra Montessori Society INC	ACT	337,558	27,223	0	0	9,565	0	118,393	0	0	-44,508	0	448,231
The Trustees of the Marist Brothers	ACT	9,593,111	1,511,881	66,808	0	404,332	0	0	0	0	0	0	11,576,132

¹¹ Any payment adjustments to funding that have occurred for AAs are also reported. Payment adjustments are a result of changes to previous year/s entitlements due to changes in enrolment or other factors that determine the annual funding calculated for a school. Note that payment adjustments can apply to recurrent funding as well as special/prescribed circumstances funding.

Name	State	Base	Students with disability	Aboriginal and Torres Strait Islander	Low English proficiency	Socio educational disadvantage	Location	Size	Special Circumstances Funding	Prescribed Circumstances Funding	Adjustments ¹¹	Previous Legislation	Total Funding
Trinity Christian School Incorporated	ACT	4,803,672	1,009,718	29,124	8,832	207,589	0	0	0	0	0	0	6,058,935
Trustees for Catholic Education Office Archdiocese of Canberra & Goulburn	ACT	89,508,689	7,241,386	556,919	19,004	4,763,486	0	843,296	0	128,085	0	0	103,060,865
Al Amanah College Ltd	NSW	6,209,795	281,507	0	113,295	775,080	0	0	0	0	0	0	7,379,677
Al Faisal College Limited	NSW	20,464,116	0	0	248,665	1,998,256	0	112,931	0	0	0	0	22,823,968
Al Sadiq College Incorporated	NSW	3,376,264	1,168,721	2,530	36,839	1,137,448	0	0	0	0	0	0	5,721,802
Al Zahra College Limited	NSW	2,124,062	121,208	0	48,013	580,335	0	72,273	0	0	0	0	2,945,891
Al-Hikma College Ltd	NSW	1,993,781	0	0	40,894	302,321	0	14,933	0	0	0	0	2,351,929
All Saints' College Bathurst Council	NSW	2,760,084	168,340	12,431	1,164	73,199	0	126,834	0	0	0	0	3,142,052
Al-Noori Muslim School LTD	NSW	13,044,547	15,274	0	36,090	671,089	0	0	0	0	0	0	13,767,000
Alpha Omega Senior College Ltd	NSW	1,387,890	0	0	24,211	122,676	0	173,446	0	0	0	0	1,708,223
Amity College Australia Limited	NSW	12,383,120	331,438	0	66,613	1,089,924	0	0	0	0	0	0	13,871,095
Ananda Marga Pracaraka Samgha LTD	NSW	334,526	0	0	0	8,237	0	128,763	0	0	0	0	471,526
Anglican Schools Corporation	NSW	78,223,608	5,808,801	409,040	57,274	5,518,011	397,886	380,862	0	0	-80,101	0	90,715,381
Arden Anglican School Council	NSW	1,880,652	681,004	0	37,442	101,535	0	0	0	0	0	0	2,700,633
Arkana College Limited	NSW	1,113,380	12,121	2,736	3,536	67,233	0	104,377	0	0	0	0	1,303,383
Armenian General Benevolent Union School Inc	NSW	174,280	0	0	2,141	30,645	0	106,634	0	0	0	0	313,700
Ascham School Ltd	NSW	2,570,818	21,120	11,606	0	25,452	0	0	0	0	0	0	2,628,996
Assyrian Christian Schools Limited	NSW	8,998,347	844,575	0	158,871	2,020,380	0	0	0	0	0	0	12,022,173
Australian Christian College - Darling Downs Ltd	NSW	271,772	0	0	0	31,898	0	95,681	0	0	0	0	399,351

Name	State	Base	Students with disability	Aboriginal and Torres Strait Islander	Low English proficiency	Socio educational disadvantage	Location	Size	Special Circumstances Funding	Prescribed Circumstances Funding	Adjustments ¹¹	Previous Legislation	Total Funding
Australian Christian College - Hume Ltd	NSW	295,458	0	0	0	53,037	9,882	118,028	0	0	0	0	476,405
Australian Christian College - Marsden Park Ltd	NSW	2,790,648	290,268	25,298	14,919	327,143	0	82	0	0	0	0	3,448,358
Australian Christian College - Singleton Ltd	NSW	358,632	87,111	12,353	0	41,721	0	104,728	0	0	0	0	604,545
Australian Christian College - Southlands Ltd	NSW	618,490	188,973	1,761	356	90,325	105,819	70,002	0	0	-318,619	0	757,107
Australian International Academy of Education Limited	NSW	3,431,402	226,428	0	30,337	217,466	0	47,631	0	0	0	0	3,953,264
Australian Islamic College of Sydney	NSW	7,822,556	14,644	0	77,704	894,898	0	0	0	0	-15,720	0	8,794,082
Australian Performing Arts Grammar School Limited	NSW	631,542	0	3,813	0	28,171	0	171,505	0	0	0	0	835,031
Autism Spectrum Australia (ASPECT)	NSW	3,793,130	8,458,680	17,165	2,126	279,602	0	515,541	0	0	0	0	13,066,244
Avalon Montessori Association	NSW	105,217	0	0	0	1,063	0	95,312	0	0	0	0	201,592
Ballina Christian Education Association Ltd	NSW	1,123,993	85,506	30,666	1,224	142,807	0	136,468	0	0	0	0	1,520,664
Bellfield Group Limited	NSW	2,478,414	54,419	0	10,005	502,225	0	54,182	0	0	0	0	3,099,245
Belmont Christian College Limited	NSW	4,863,029	231,309	26,680	3,289	407,009	0	0	0	0	0	0	5,531,316
Berakah Christian Education LTD	NSW	3,328,089	268,869	69,780	1,145	320,492	327,103	0	0	0	0	0	4,315,478
Berowra Christian Community School Limited	NSW	258,089	56,636	0	859	18,961	0	98,526	0	0	0	0	433,071
Bethel Christian School Limited	NSW	1,824,581	242,842	7,902	13,948	286,517	0	132,122	0	0	0	0	2,507,912
Biala Support Services Ltd	NSW	154,697	344,975	19,543	0	18,086	0	45,568	0	0	0	0	582,869
Bishop Druitt College Incorporated	NSW	7,585,285	443,427	72,805	28,227	323,281	576,971	0	0	0	-46,335	0	8,983,661
Bishop Tyrrell Anglican College	NSW	4,632,100	543,117	23,756	0	249,666	0	0	0	0	0	0	5,448,639

Name	State	Base	Students with disability	Aboriginal and Torres Strait Islander	Low English proficiency	Socio educational disadvantage	Location	Size	Special Circumstances Funding	Prescribed Circumstances Funding	Adjustments ¹¹	Previous Legislation	Total Funding
Blacktown Youth College Incorporated	NSW	772,828	304,916	82,889	0	111,338	0	152,229	0	0	0	0	1,424,200
Blue Mountains Christian Education Association Limited	NSW	872,075	322,421	4,204	896	130,175	0	117,699	0	0	0	0	1,447,470
Blue Mountains Grammar School LTD	NSW	3,172,308	399,140	8,607	3,760	53,185	0	0	0	0	0	0	3,637,000
Blue Mountains Waldorf School Limited	NSW	353,268	0	6,015	0	12,574	0	95,480	0	0	0	0	467,337
Boys' Town Engadine	NSW	520,805	509,840	36,860	0	70,081	0	114,899	0	0	0	0	1,252,485
Brightwaters Christian College Limited	NSW	115,358	9,536	2,871	0	25,696	0	82,948	0	0	0	0	236,409
Brigantine College, St Ives	NSW	4,761,157	1,051,957	0	2,484	172,331	0	0	0	0	0	0	5,987,929
Byron Community Primary School INC	NSW	469,550	0	0	1,046	13,461	0	102,769	0	0	0	0	586,826
Calrossy Anglican School	NSW	5,943,319	534,887	73,154	0	362,395	439,012	0	0	0	0	0	7,352,767
Cameragal Montessori School	NSW	35,158	0	0	0	0	0	88,877	0	0	0	0	124,035
Campbelltown Anglican Schools Council	NSW	8,795,496	825,872	33,651	6,052	401,046	0	0	0	0	0	0	10,062,117
Cape Byron Rudolf Steiner School Limited	NSW	2,415,605	101,676	10,131	1,300	124,421	0	107,962	0	0	0	0	2,761,095
Catholic Education Commission NSW	NSW	1,406,533,627	177,559,188	15,417,667	2,873,691	155,282,572	26,672,719	28,941,131	0	0	-276,874	0	1,813,003,723
Cedars Christian College Ltd	NSW	3,554,425	344,490	11,123	8,981	305,066	0	0	0	0	0	0	4,224,085
Central Coast Grammar School Ltd	NSW	7,006,722	692,713	13,669	1,334	100,371	0	0	0	0	0	0	7,814,809
Central Coast Sports College Ltd	NSW	2,996,124	0	55,396	0	382,933	0	178,226	0	0	0	0	3,612,679
Central Coast Steiner School Limited	NSW	1,590,323	0	10,203	0	115,352	0	131,730	0	0	0	0	1,847,608
Cessnock Christian School Limited	NSW	7,290,680	706,542	137,775	0	1,028,622	0	0	0	0	0	0	9,163,619

Name	State	Base	Students with disability	Aboriginal and Torres Strait Islander	Low English proficiency	Socio educational disadvantage	Location	Size	Special Circumstances Funding	Prescribed Circumstances Funding	Adjustments ¹¹	Previous Legislation	Total Funding
Chevalier College Limited	NSW	7,594,918	626,360	43,874	2,619	633,997	0	0	0	0	0	0	8,901,768
Christadelphian Heritage College Incorporated	NSW	1,125,447	130,670	1,605	1,285	163,000	0	142,655	0	0	0	0	1,564,662
Christadelphian Heritage College Sydney Ltd	NSW	1,461,811	153,974	0	21,063	271,326	0	137,169	0	0	0	0	2,045,343
Christian Community School Limited	NSW	4,457,726	391,159	6,675	59,085	480,783	0	0	0	0	0	0	5,395,428
Christian Education Foundation Limited	NSW	4,127,218	706,033	22,287	3,402	392,522	0	0	0	0	0	0	5,251,462
Chrysalis School for Rudolf Steiner Education LTD	NSW	1,056,478	218,957	2,470	0	72,189	270,139	99,402	0	0	0	0	1,719,635
Clarence Valley Anglican School Council	NSW	2,062,147	347,050	30,107	1,810	225,423	161,081	133,599	0	0	0	0	2,961,217
CO.AS.IT. Italian Association of Assistance	NSW	336,354	0	0	0	6,596	0	93,865	0	0	0	0	436,815
Coffs Harbour Bible Church Incorporated	NSW	150,696	23,069	0	0	18,007	16,377	84,505	0	0	0	0	292,654
Coffs Harbour Christian Community School LTD	NSW	6,400,571	282,075	29,727	11,947	682,162	589,259	0	0	0	0	0	7,995,741
Condell Park Christian School Inc	NSW	553,420	68,859	0	1,498	46,505	0	129,973	0	0	0	0	800,255
Coogee Boys Preparatory School Pty Ltd	NSW	494,135	11,144	0	0	16,289	0	96,931	0	0	0	0	618,499
Coptic Orthodox Church (NSW) Property Trust	NSW	3,818,958	285,753	0	5,564	79,311	0	0	0	0	0	0	4,189,586
Cornerstone Community	NSW	163,249	21,221	7,416	0	21,559	29,010	92,291	0	0	0	0	334,746
Council of Newington College	NSW	6,579,217	705,660	8,729	184,686	531,258	0	0	0	0	0	0	8,009,550
Covenant Christian School Association Ltd	NSW	5,062,080	344,668	14,661	6,618	195,949	0	0	0	0	0	0	5,623,976
Cranbrook School	NSW	2,444,085	744,185	14,312	2,566	43,700	0	0	0	0	0	0	3,248,848
Currambena Ltd	NSW	179,932	16,246	1,832	0	51,043	0	141,313	0	0	0	0	390,366

Name	State	Base	Students with disability	Aboriginal and Torres Strait Islander	Low English proficiency	Socio educational disadvantage	Location	Size	Special Circumstances Funding	Prescribed Circumstances Funding	Adjustments ¹¹	Previous Legislation	Total Funding
Deniliquin Christian School Incorporated	NSW	273,171	110,697	1,307	0	37,628	36,357	103,669	0	0	0	0	562,829
Eagle Arts and Vocational College Incorporated	NSW	654,387	58,864	261,130	0	73,758	128,860	182,965	0	0	0	0	1,359,964
Eastern Suburbs Montessori Association Limited	NSW	230,160	48,101	0	0	12,123	0	209,195	0	0	0	0	499,579
Elonera Limited	NSW	568,875	142,764	0	0	10,902	0	114,388	0	0	0	0	836,929
Elouera Association Incorporated	NSW	126,742	282,634	6,899	0	12,288	9,691	61,703	0	0	0	0	499,957
Emanuel School	NSW	2,039,781	403,867	0	1,417	64,820	0	0	0	0	0	0	2,509,885
Emmanuel Anglican College Council	NSW	3,539,987	762,409	20,612	0	106,215	0	0	0	0	0	0	4,429,223
Employment and Training Australia Limited	NSW	1,041,144	118,346	54,523	0	138,337	0	205,119	0	0	0	0	1,557,469
Georges River Grammar School LTD	NSW	5,688,458	212,351	11,877	11,962	256,699	0	0	0	0	0	0	6,181,347
German School Johannes Gutenberg	NSW	649,960	0	0	5,940	14,135	0	133,444	0	0	0	0	803,479
Giant Steps Sydney Limited	NSW	339,371	756,799	909	0	3,715	0	76,775	0	0	0	0	1,177,569
Glenaeon Rudolf Steiner School Limited	NSW	771,405	314,159	0	0	24,183	0	97,204	0	0	0	0	1,206,951
Good Shepherd Australia New Zealand	NSW	409,367	194,783	2,126	1,576	68,511	0	88,487	0	0	0	0	764,850
Greek Orthodox Church & Community Bankstown & District St Euphemia Ltd.	NSW	4,466,325	178,036	0	17,306	465,988	0	0	0	0	0	0	5,127,655
Greek Orthodox Parish & Community of Belmore & District All Saints Limited	NSW	3,428,773	426,756	3,111	8,526	217,848	0	0	0	0	0	0	4,085,014
Green Point Christian College Limited	NSW	6,254,880	571,943	27,166	5,757	322,127	0	0	0	0	0	0	7,181,873
Greenacre Baptist Christian Community School Limited	NSW	1,709,493	0	4,666	4,575	80,593	0	129,137	0	0	0	0	1,928,464

Name	State	Base	Students with disability	Aboriginal and Torres Strait Islander	Low English proficiency	Socio educational disadvantage	Location	Size	Special Circumstances Funding	Prescribed Circumstances Funding	Adjustments ¹¹	Previous Legislation	Total Funding
Hamazkaine - Arshak and Sophie Galstaun College Limited	NSW	1,654,684	43,460	0	9,596	177,094	0	140,340	0	0	0	0	2,025,174
Hastings Association for Christian Education Ltd	NSW	1,858,890	630,914	79,608	0	270,619	96,932	123,354	0	0	0	0	3,060,317
Hawkesbury Independent School INC	NSW	311,286	11,541	4,686	0	11,205	0	100,382	0	0	0	0	439,100
Highfields Preparatory and Kindergarten School Limited	NSW	112,149	39,112	0	0	2,507	0	113,401	0	0	0	0	267,169
HopePoint Christian School Limited	NSW	533,744	163,823	4,046	0	53,679	0	94,998	0	0	0	0	850,290
Hunter Christian School Limited	NSW	2,207,365	629,486	13,867	996	198,576	0	88,278	0	0	0	0	3,138,568
Hunter Trade College Ltd	NSW	1,402,938	108,389	24,691	0	346,441	0	143,375	0	0	0	0	2,025,834
Hunter Valley Grammar School	NSW	6,922,750	395,291	51,646	2,569	192,307	0	0	0	0	0	0	7,564,563
Illawarra Association for Christian Parent Controlled Education	NSW	4,891,998	879,567	30,028	11,538	279,522	0	0	0	0	0	0	6,092,653
Inaburra Communications Ltd	NSW	4,519,529	486,684	8,939	3,941	166,758	0	0	0	0	0	0	5,185,851
Inner Sydney Montessori Association	NSW	457,632	171,959	0	0	10,933	0	186,966	0	0	0	0	827,490
International Chinese School Limited	NSW	31,851	0	0	54	7,763	0	117,116	0	0	0	0	156,784
International Society for Krishna Consciousness Incorporation	NSW	686,217	0	0	0	60,176	0	153,097	0	0	0	0	899,490
Irfan College Limited	NSW	1,024,387	0	0	31,403	282,419	0	127,880	0	0	0	0	1,466,089
John Coleit Schools	NSW	680,632	187,611	0	1,158	1,684	0	115,398	0	0	0	0	986,483
Kamarol Rudolf Steiner School Limited	NSW	698,354	80,270	0	0	21,198	0	116,368	0	0	0	0	916,190
Kambala	NSW	2,169,055	21,832	14,542	1,735	53,686	0	0	0	0	0	0	2,260,850
Kesser Torah College Limited	NSW	2,165,733	202,789	0	1,227	97,583	0	138,503	0	0	0	0	2,605,835

Name	State	Base	Students with disability	Aboriginal and Torres Strait Islander	Low English proficiency	Socio educational disadvantage	Location	Size	Special Circumstances Funding	Prescribed Circumstances Funding	Adjustments ¹¹	Previous Legislation	Total Funding
Kincoppal - Rose Bay School Limited	NSW	2,024,740	276,799	19,742	4,781	38,680	0	0	0	0	0	0	2,364,742
Kindlehill Ltd	NSW	530,870	138,910	9,643	891	18,560	0	106,430	0	0	0	0	805,304
Kingdom Culture Christian School Ltd	NSW	159,979	13,464	0	2,172	11,703	0	117,116	0	0	0	0	304,434
Kinma Limited	NSW	210,368	28,404	0	0	2,016	0	82,353	0	0	0	0	323,141
Koinonia Christian Academy Inc School	NSW	42,856	0	12,599	0	8,703	87,239	70,472	0	0	-60,000	0	161,869
Korowal School Limited	NSW	1,043,450	484,213	8,649	0	35,607	0	116,434	0	0	0	0	1,688,353
Lakes Grammar An Anglican School Board	NSW	6,704,514	635,046	34,046	5,973	561,909	0	0	0	0	0	0	7,941,488
Liberty Church Inc	NSW	143,400	37,045	49,947	0	66,475	12,851	80,556	0	0	0	0	390,274
Lindfield Montessori Society Incorporated	NSW	4,661	0	0	0	2,531	0	25,140	0	0	0	0	32,333
Lindisfarne Anglican School	NSW	6,793,086	458,365	14,167	3,806	222,386	0	0	0	0	0	0	7,491,810
Linuwel School Ltd	NSW	1,435,782	0	6,677	969	75,896	0	135,408	0	0	0	0	1,654,732
Liverpool/Campbelltown Christian School Ltd	NSW	7,574,556	1,347,155	17,516	30,655	561,663	0	0	0	0	0	0	9,531,545
Loreto Kirribilli Limited	NSW	5,254,276	1,132,177	0	0	77,817	0	0	0	0	0	0	6,464,270
Loreto Normanhurst Limited	NSW	4,949,896	185,448	54,433	0	95,719	0	0	0	0	0	0	5,285,496
Lorien Novallis School for Rudolf Steiner Education Ltd	NSW	1,198,480	73,710	1,343	3,510	105,580	0	116,521	0	0	0	0	1,499,144
Lutheran Primary School Wagga Wagga Limited	NSW	0	0	0	0	0	0	0	0	0	1,104,687	0	1,104,687
Lycee Condorcet - the French School of Sydney Limited	NSW	2,327,524	0	0	22,687	22,172	0	0	0	0	0	0	2,372,383
Macarthur Anglican School	NSW	4,621,710	444,516	11,043	5,748	203,575	0	0	0	0	0	0	5,286,592
Macleay Valley Workplace Learning Centre Incorporated	NSW	645,750	434,492	476,790	0	195,199	71,675	132,123	0	0	0	0	1,956,029

Name	State	Base	Students with disability	Aboriginal and Torres Strait Islander	Low English proficiency	Socio educational disadvantage	Location	Size	Special Circumstances Funding	Prescribed Circumstances Funding	Adjustments ¹¹	Previous Legislation	Total Funding
Macquarie Grammar School Limited	NSW	104,225	0	2,485	0	78,557	0	69,165	0	0	0	0	254,432
Macquarie University	NSW	185,992	414,762	0	0	4,000	0	70,526	0	0	0	0	675,280
Maitland Christian School Limited	NSW	3,111,945	707,154	10,935	4,080	339,582	0	0	0	0	0	0	4,173,696
Malek Fahd Islamic School Limited	NSW	17,215,949	108,285	1,667	103,629	1,248,612	0	0	0	0	0	0	18,678,142
Manly Warringah Montessori Society	NSW	173,788	50,945	0	126	18,023	0	110,783	0	0	0	0	353,665
Margaret Jurd College (NSW) Limited	NSW	632,699	1,410,919	23,375	0	181,531	0	130,684	0	0	0	0	2,379,208
Marist Youth Care Limited	NSW	128,522	160,076	6,075	56	7,924	0	43,569	0	0	0	0	346,222
Marrickville Community Training Centre Inc.	NSW	610,904	292,856	36,775	5,388	145,508	0	120,520	0	0	0	0	1,211,951
Masada College	NSW	1,424,460	135,454	0	0	35,415	0	77,545	0	0	0	0	1,672,874
Mater Dei School	NSW	810,404	1,794,562	1,173	924	121,963	0	104,763	0	0	0	0	2,833,789
Medowie Christian School Limited	NSW	2,474,814	396,726	24,339	0	233,452	0	91,493	0	0	0	0	3,220,824
Melkite Catholic Eparchy Corporation	NSW	1,567,551	187,177	0	21,249	239,880	0	93,930	0	0	0	0	2,109,787
Meriden School	NSW	4,652,212	108,544	18,314	13,195	70,953	0	0	0	0	0	0	4,863,218
Minimbah Preschool, Primary School Aboriginal Corporation Incorporated	NSW	325,108	95,984	390,130	0	153,200	34,731	83,489	0	0	-30,920	0	1,051,722
Moama Anglican Grammar Ltd	NSW	4,994,662	282,987	15,334	0	321,136	120,971	0	0	0	0	0	5,735,090
Monte Sant' Angelo Mercy College Limited	NSW	5,492,844	482,747	9,519	3,570	153,815	0	0	0	0	-5,123	0	6,137,372
Moree Christian School INC	NSW	726,148	58,280	57,221	0	69,440	198,900	137,814	0	0	0	0	1,247,803
Morian War Memorial College Association	NSW	3,140,866	873,458	0	0	134,921	0	0	0	0	0	0	4,149,245
Mosman Church of England Preparatory School Limited	NSW	473,687	95,176	3,014	0	3,572	0	0	0	0	0	0	575,449

Name	State	Base	Students with disability	Aboriginal and Torres Strait Islander	Low English proficiency	Socio educational disadvantage	Location	Size	Special Circumstances Funding	Prescribed Circumstances Funding	Adjustments ¹¹	Previous Legislation	Total Funding
Mount Annan Christian College Ltd	NSW	2,468,093	608,495	11,000	0	265,398	0	62,352	0	0	0	0	3,415,338
Mount Sinai College	NSW	1,113,927	98,524	0	0	10,729	0	0	0	0	0	0	1,223,180
Mount St Benedict College	NSW	7,105,045	725,483	4,125	11,369	337,327	0	0	0	0	0	0	8,183,349
Mumbulla School for Rudolf Steiner Education Limited	NSW	1,105,458	77,884	11,714	0	60,723	193,728	112,909	0	0	0	0	1,562,416
Nambucca Valley Christian Community School	NSW	1,118,361	145,280	41,631	0	167,335	144,534	126,652	0	0	0	0	1,743,793
Namoi Valley Christian School INC	NSW	163,039	62,397	38,269	0	31,933	67,276	108,550	0	0	0	0	471,464
NEGS Limited	NSW	1,678,159	83,180	17,391	0	82,248	202,126	141,944	0	0	0	0	2,205,048
Nepean District Christian Education Association LTD	NSW	2,195,381	432,610	7,343	0	262,614	0	69,293	0	0	0	0	2,967,241
New Hope School Ltd	NSW	164,096	365,933	0	0	5,087	0	44,670	0	0	-21,675	0	558,111
Newcastle Grammar School Limited	NSW	3,762,064	489,401	7,197	3,071	41,157	0	0	0	0	0	0	4,302,890
Newcastle Waldorf School Ltd	NSW	805,803	0	14,134	1,024	50,484	0	122,832	0	0	0	0	994,277
Northcross Limited	NSW	1,678,370	164,730	0	9,518	16,304	0	0	0	0	0	0	1,868,922
Northern Beaches Christian School	NSW	8,139,415	272,848	26,915	10,974	250,833	0	0	0	0	0	0	8,700,985
Northern Beaches Montessori Association	NSW	25,044	0	0	0	0	0	37,004	0	0	0	0	62,048
Northholm Grammar School Ltd	NSW	1,544,981	405,907	3,187	0	108,752	0	110,513	0	0	0	0	2,173,340
Northside Montessori Society	NSW	160,330	49,609	0	0	273	0	143,836	0	0	0	0	354,048
Norwest Christian College Limited	NSW	3,347,046	109,491	6,983	10,085	231,163	0	0	0	0	0	0	3,704,768
Nowra Baptist Church Christian Community School Ltd	NSW	2,328,563	284,755	4,796	0	156,462	0	129,191	0	0	0	0	2,903,767
Oakhill College	NSW	10,827,309	669,937	72,682	15,014	572,848	0	0	0	0	0	0	12,157,790

Name	State	Base	Students with disability	Aboriginal and Torres Strait Islander	Low English proficiency	Socio educational disadvantage	Location	Size	Special Circumstances Funding	Prescribed Circumstances Funding	Adjustments ¹¹	Previous Legislation	Total Funding
Odyssey House NSW	NSW	455,730	732,870	5,983	519	55,606	0	89,978	0	0	0	0	1,340,686
OneSchool Global NSW	NSW	7,830,497	374,118	1,757	0	1,875,048	0	0	0	0	0	0	10,081,420
Orange Christian Schools Ltd	NSW	2,115,907	213,373	26,352	1,317	185,143	51,548	139,794	0	0	0	0	2,733,434
Our Lady of Mercy College Parramatta	NSW	5,874,018	450,557	13,056	19,275	226,453	0	0	0	0	0	0	6,583,359
Oxford Falls Grammar School Limited	NSW	3,986,167	941,684	0	0	118,142	0	0	0	0	0	0	5,045,993
Oxley College Limited	NSW	2,870,697	454,612	6,762	1,177	39,545	0	40,270	0	0	0	0	3,413,063
Pacific Coast Christian School Limited	NSW	2,418,507	665,279	189,778	0	407,358	0	181,907	0	0	0	0	3,862,829
Pacific Hills Christian Education Limited	NSW	5,432,156	804,354	31,444	0	206,153	0	2,151	0	0	0	0	6,476,257
Pacific Valley Christian School Ltd	NSW	1,573,418	125,603	40,137	0	300,848	122,537	136,933	0	0	0	0	2,299,476
Pal Buddhist School Limited	NSW	459,190	0	0	2,041	64,747	0	108,484	0	0	0	0	634,462
PARÉD Ltd	NSW	8,480,240	644,021	29,259	6,966	381,579	0	207,328	0	0	-166,107	0	9,583,286
Parkes Christian School Limited	NSW	1,594,389	241,102	65,761	0	263,134	233,596	157,231	0	0	0	0	2,555,213
Penrith Christian School	NSW	3,972,754	762,848	39,871	5,247	510,089	0	0	0	0	0	0	5,290,809
Provincial of Order of Hermits of Saint Augustine In Australasia	NSW	7,621,686	365,572	38,080	8,253	345,627	0	0	0	0	0	0	8,379,218
Queenwood School for Girls LTD	NSW	2,346,938	101,436	0	0	72,849	0	0	0	0	0	0	2,521,223
Rainbow Ridge School for Steiner Education Limited	NSW	559,728	0	7,659	0	38,611	29,430	127,197	0	0	0	0	762,625
Reddam House Limited	NSW	2,732,782	19,360	0	1,847	54,922	0	0	0	0	0	0	2,808,911
Redeemer Baptist School Ltd	NSW	1,981,771	597,202	4,654	19,051	71,316	0	75,273	0	0	0	0	2,749,267
Redfern Jarjum College Ltd	NSW	140,947	200,476	169,136	0	54,538	0	134,137	0	0	0	0	699,234
Rissalah College Ltd	NSW	3,719,072	130,765	0	43,265	387,619	0	0	0	0	0	0	4,280,721

Name	State	Base	Students with disability	Aboriginal and Torres Strait Islander	Low English proficiency	Socio educational disadvantage	Location	Size	Special Circumstances Funding	Prescribed Circumstances Funding	Adjustments ¹¹	Previous Legislation	Total Funding
Robinson Education Centre Incorporated	NSW	284,036	176,102	22,723	0	31,136	60,723	110,553	0	0	0	0	685,273
Rosebank College	NSW	8,332,095	1,158,077	13,526	0	622,472	0	0	0	0	0	0	10,126,170
Royal Institute for Deaf and Blind Children	NSW	636,656	1,419,744	3,043	951	70,566	0	223,685	0	0	-273,228	0	2,081,418
S.C.E.G.S Darlinghurst Limited	NSW	1,980,091	40,163	25,177	0	24,810	0	0	0	0	0	0	2,070,241
Saint Mary MacKillop College Albury Limited	NSW	596,362	60,703	0	0	47,399	0	115,282	0	0	0	0	819,746
Saint Mary MacKillop Colleges Limited	NSW	734,787	28,637	0	0	33,296	3,533	134,724	0	0	-7,765	0	927,212
Salamah College Limited	NSW	4,976,123	13,461	0	145,413	1,273,570	0	0	0	0	0	0	6,408,567
Santa Sabina College LTD	NSW	5,320,322	300,833	5,014	15,816	122,680	0	0	0	0	0	0	5,764,665
Sapphire Coast Anglican College	NSW	1,979,697	173,250	6,105	0	171,457	348,562	132,720	0	0	0	0	2,811,791
Sathya Sai School (NSW) Inc	NSW	928,573	188,143	2,874	1,568	68,965	0	110,896	0	0	0	0	1,301,019
SCECGS Redlands Limited	NSW	2,821,165	67,578	0	1,411	38,457	0	0	0	0	0	0	2,928,611
SEDA College Limited	NSW	145,027	0	2,328	0	17,410	0	54,025	0	0	0	0	218,790
Seventh-Day Adventist Schools (Greater Sydney) Limited	NSW	11,621,528	1,102,656	65,537	67,846	1,357,226	0	384,565	0	0	-63,188	0	14,536,170
Seventh-Day Adventist Schools (North New South Wales) Limited	NSW	22,726,171	2,670,630	558,815	5,410	2,484,279	456,353	657,992	0	0	0	0	29,559,650
Shearwater The Mullumbimby Steiner School Limited	NSW	4,283,613	170,654	57,535	0	203,229	0	0	0	0	0	0	4,715,031
Sherwood Hills Christian School Ltd	NSW	813,624	176,164	9,113	3,934	117,629	0	115,880	0	0	0	0	1,236,344
Skillset Ltd	NSW	466,488	141,660	125,666	0	104,640	0	98,898	0	0	0	0	937,352
Snowy Mountains Christian School Limited	NSW	508,523	25,428	1,446	0	47,921	18,751	121,665	0	0	0	0	723,734

Name	State	Base	Students with disability	Aboriginal and Torres Strait Islander	Low English proficiency	Socio educational disadvantage	Location	Size	Special Circumstances Funding	Prescribed Circumstances Funding	Adjustments ¹¹	Previous Legislation	Total Funding
Snowy Mountains Grammar School Limited	NSW	1,278,268	109,545	4,945	0	47,779	259,120	145,943	0	0	0	0	1,845,600
Society of St Pius X LTD	NSW	110,821	0	0	0	23,242	0	79,722	0	0	0	0	213,785
Southern Cross Baptist Church Christian School INC.	NSW	122,884	12,414	0	1,335	5,743	0	63,722	0	0	0	0	206,098
Southern Highlands Association for Steiner Education Incorporated	NSW	267,641	81,120	18,639	0	68,436	0	142,380	0	0	0	0	578,216
Southern Highlands Christian School LTD	NSW	1,812,563	472,674	2,680	0	176,372	0	111,190	0	0	0	0	2,575,479
Southside Montessori Society	NSW	209,492	37,560	2,449	0	3,424	0	81,677	0	0	0	0	334,602
St Bishop Coptic Orthodox College	NSW	1,874,395	167,816	1,531	15,308	200,586	0	136,655	0	0	0	0	2,396,291
St Columba Anglican School Council Incorporated	NSW	7,083,115	789,660	65,445	6,122	313,550	371,416	0	0	0	0	0	8,629,308
St George Christian School Ltd	NSW	4,415,090	711,642	5,199	0	91,464	0	0	0	0	0	0	5,223,395
St Johns Lutheran School Jindera Incorporated	NSW	0	0	0	0	0	0	0	0	0	912,370	0	912,370
St Lucy's School	NSW	648,276	1,445,656	0	0	14,588	0	78,389	0	0	0	0	2,186,909
St Lukes Scone Grammar School Council	NSW	3,528,756	151,794	7,760	3,022	377,398	299,264	0	0	0	0	0	4,367,994
St Mary and St Mina's Coptic Orthodox College	NSW	1,641,303	0	0	1,989	44,277	0	155,721	0	0	-44,007	0	1,799,283
St Mary Star of the Sea College Limited	NSW	7,925,231	1,059,822	14,956	15,008	497,178	0	0	0	0	0	0	9,512,195
St Patrick's College	NSW	4,742,289	455,911	76,580	2,460	519,865	0	46,880	0	0	0	0	5,843,985
St Paul's College Ltd	NSW	0	0	0	0	0	0	0	0	0	1,395,351	0	1,395,351
St Pauls Grammar School Penrith LTD	NSW	4,355,741	890,776	9,484	1,093	153,841	0	0	0	0	0	0	5,410,935
St Pauls International College	NSW	165,519	0	0	0	22,605	0	47,405	0	0	-10,990	0	224,540

Name	State	Base	Students with disability	Aboriginal and Torres Strait Islander	Low English proficiency	Socio educational disadvantage	Location	Size	Special Circumstances Funding	Prescribed Circumstances Funding	Adjustments ¹¹	Previous Legislation	Total Funding
St Paul's Lutheran Primary School, Henty Incorporated	NSW	0	0	0	0	0	0	0	0	0	250,072	0	250,072
St Peter's Anglican College	NSW	2,572,772	306,218	24,793	0	196,523	215,868	133,596	0	0	0	0	3,449,770
St Philip's Christian Education Foundation Ltd	NSW	16,067,559	3,647,688	168,647	8,505	1,017,960	0	184,930	0	0	0	0	21,095,289
St Scholastica's College	NSW	7,249,058	654,422	273,336	2,303	323,592	0	0	0	0	0	0	8,502,711
St Stanislaus' College Bathurst	NSW	3,939,237	246,508	104,152	10,659	437,728	0	104,345	0	0	0	0	4,842,629
St Vincent's College Limited	NSW	3,104,873	340,066	74,549	0	171,973	0	84,826	0	0	0	0	3,776,287
Stella Maris College	NSW	5,990,075	358,886	3,529	7,546	352,035	0	0	0	0	-15,148	0	6,696,923
Suburban Islamic Association	NSW	298,388	0	2,791	0	37,214	0	95,784	0	0	0	0	434,177
Summerland Christian Life Centre Ltd	NSW	2,934,562	637,919	97,723	0	348,783	0	163,894	0	0	0	0	4,182,881
Sun Artistry Limited	NSW	307,274	0	0	0	14,647	6,151	111,807	0	0	0	0	439,879
Sydney Church of England Grammar School Council	NSW	2,510,708	556,291	12,909	6,025	55,441	0	0	0	0	0	0	3,141,374
Sydney Japanese School Limited	NSW	491,239	21,789	0	2,281	11,421	0	96,181	0	0	0	0	622,911
Sydney Montessori School Limited	NSW	440,151	127,802	2,499	0	10,059	0	97,390	0	0	0	0	677,901
Sylvanvale Foundation Limited	NSW	28,943	64,544	0	33	3,531	0	31,218	0	0	-12,416	0	115,853
Tallowood Steiner School INC	NSW	152,652	10,890	22,306	0	24,417	36,126	94,723	0	0	0	0	341,113
Tambelin Independent School Inc	NSW	182,353	0	0	0	18,117	0	105,743	0	0	0	0	306,213
Taree Christian Community School LTD	NSW	4,259,668	260,725	223,866	2,698	862,222	94,659	0	0	0	0	0	5,703,838
The Abraham Kuyper Christian Education Association Limited	NSW	773,826	234,610	3,957	0	78,705	0	106,837	0	0	0	0	1,197,935

Name	State	Base	Students with disability	Aboriginal and Torres Strait Islander	Low English proficiency	Socio educational disadvantage	Location	Size	Special Circumstances Funding	Prescribed Circumstances Funding	Adjustments ¹¹	Previous Legislation	Total Funding
The Anglican School Googong	NSW	294,550	13,464	0	160	22,934	0	117,116	0	0	0	0	448,224
The Armidale School	NSW	3,076,792	117,543	29,065	2,447	112,693	364,087	65,103	0	0	0	0	3,767,730
The Armidale Waldorf School LTD	NSW	490,222	11,027	11,295	0	29,393	61,370	101,453	0	0	0	0	704,760
The Association for Christian Education of Blacktown Ltd	NSW	4,993,922	811,932	16,003	16,988	467,429	0	0	0	0	0	0	6,306,274
The Athena School Limited	NSW	112,866	0	0	0	14,445	0	73,789	0	0	0	0	201,100
The Australian Institute of Music Limited	NSW	181,755	0	0	122	17,501	0	77,071	0	0	-4,564	0	271,885
The Australian Province of the Society of Jesus	NSW	4,306,508	687,717	88,696	0	124,785	0	0	0	0	0	0	5,207,706
The Casuarina School Co-Operative LTD	NSW	778,144	87,547	4,504	0	31,636	63,452	108,786	0	0	0	0	1,074,069
The Christian Parent-Controlled School Wellington Limited	NSW	203,667	64,755	2,076	0	27,813	42,626	140,815	0	0	0	0	481,752
The Coast Christian School Limited	NSW	676,866	35,180	4,248	0	25,653	0	102,001	0	0	0	0	843,948
The Contributors Society Ltd	NSW	1,738,253	0	11,174	5,079	193,749	0	141,008	0	0	0	0	2,089,263
The Council of Abbotsleigh	NSW	3,195,192	163,867	28,769	11,879	29,666	0	0	0	0	0	0	3,429,373
The Council of Barker College	NSW	4,603,986	335,163	72,532	10,359	56,386	0	0	0	0	0	0	5,078,426
The Council of St Andrew's Cathedral School	NSW	3,391,806	1,095,121	181,381	4,813	90,074	0	89,615	0	0	0	0	4,852,810
The Council of St Catherine's School Waverley	NSW	3,417,315	214,699	22,320	2,803	68,693	0	0	0	0	0	0	3,725,830
The Council of Tara Anglican School for Girls	NSW	2,551,312	205,994	3,459	0	37,828	0	0	0	0	0	0	2,798,593
The Council of the King's School	NSW	7,010,457	300,477	11,570	2,862	122,384	0	93,811	0	0	0	0	7,541,561
The Council of Trinity Grammar School	NSW	8,680,917	701,029	8,875	10,473	132,528	0	0	0	0	0	0	9,533,822

Name	State	Base	Students with disability	Aboriginal and Torres Strait Islander	Low English proficiency	Socio educational disadvantage	Location	Size	Special Circumstances Funding	Prescribed Circumstances Funding	Adjustments ¹¹	Previous Legislation	Total Funding
The Ebenezer Foundation Ltd	NSW	418,672	21,399	0	2,416	60,018	0	98,940	0	0	0	0	601,445
The Greek Orthodox Parish of South East Sydney	NSW	4,144,888	179,791	0	20,036	228,667	0	0	0	0	0	0	4,573,382
The Hills Grammar School	NSW	2,936,134	492,277	1,566	2,643	100,559	0	0	0	0	0	0	3,533,179
The Illawarra Grammar School	NSW	4,360,923	866,337	26,174	7,109	100,108	0	0	0	0	0	0	5,360,651
The International Grammar School Sydney LTD	NSW	3,073,410	650,190	34,840	4,554	50,745	0	0	0	0	0	0	3,813,739
The John Wycliffe Christian Education Association Ltd	NSW	2,492,965	789,624	14,459	0	106,243	0	57,821	0	0	0	0	3,461,112
The Joseph Varga School	NSW	144,742	322,775	0	0	6,926	0	48,043	0	0	-56,223	0	466,263
The Manning Valley Anglican College Council	NSW	2,113,302	449,808	61,019	2,395	430,720	49,752	139,506	0	0	0	0	3,246,502
The Maronite Sisters of the Holy Family	NSW	7,346,133	707,651	0	101,203	1,456,955	0	0	0	0	0	0	9,611,942
The McDonald College Limited	NSW	1,086,943	61,123	10,967	0	86,664	0	156,690	0	0	0	0	1,402,387
The Muslim League of New South Wales Incorporated	NSW	6,958,144	0	0	96,796	1,012,668	0	0	0	0	0	0	8,067,608
The Peninsula Montessori Association Ltd	NSW	248,289	184,043	0	545	6,431	0	54,740	0	0	0	0	494,046
The Pittwater House Schools Ltd	NSW	3,092,420	99,978	1,804	0	44,251	0	0	0	0	0	0	3,238,453
The Presbyterian Church (New South Wales) Property Trust for Casino Presbyterian Church	NSW	1,381,069	318,609	53,381	1,166	278,736	0	130,641	0	0	0	0	2,163,602
The Presbyterian Church New South Wales Property Trust	NSW	13,059,872	1,582,422	159,188	7,069	657,496	289,458	503,052	0	0	0	0	16,258,557
The Riverina Anglican College Board	NSW	4,421,460	135,369	23,498	1,447	244,280	72,539	58,655	0	0	0	0	4,957,248
The Salvation Army (Qld) Property Trust	NSW	495,549	0	32,613	1,778	57,709	0	116,454	0	0	0	0	704,102

Name	State	Base	Students with disability	Aboriginal and Torres Strait Islander	Low English proficiency	Socio educational disadvantage	Location	Size	Special Circumstances Funding	Prescribed Circumstances Funding	Adjustments ¹¹	Previous Legislation	Total Funding
The Sutherland Shire Christian School Association Limited	NSW	4,522,592	686,001	0	0	230,208	0	0	0	0	0	0	5,438,801
The Tamworth Christian Education Association Limited	NSW	4,420,066	774,072	208,314	4,220	378,189	304,997	115,120	0	0	0	0	6,204,978
The Trustees of the Sydney Grammar School	NSW	3,965,810	384,117	0	4,765	5,134	0	0	0	0	0	0	4,359,826
The Uniting Church in Australia Property Trust (NSW)	NSW	24,180,045	2,681,551	127,950	29,154	400,381	188,549	0	0	0	0	0	27,607,630
The William Branwhite Clarke College Council	NSW	9,713,593	522,226	0	10,443	403,811	0	0	0	0	0	0	10,650,073
Thomas More Schools Incorporated	NSW	93,263	0	0	0	8,696	27,076	83,826	0	0	0	0	212,861
Toongabbie Christian College Ltd	NSW	5,331,305	566,490	11,353	9,462	317,497	0	0	0	0	0	0	6,236,107
Trinity Catholic College Lismore Ltd	NSW	7,841,784	1,164,344	84,184	17,105	1,263,208	0	0	0	0	0	0	10,370,625
Trustees of the Jesuit Fathers Roman Catholic Communities Lands Act NSW	NSW	5,556,939	539,193	0	0	40,129	0	0	0	0	0	0	6,136,261
Trustees of the Lebanese Maronite Order	NSW	7,818,279	505,379	0	4,938	1,333,617	0	0	0	0	0	0	9,662,213
Trustees of the Marist Brothers	NSW	6,997,454	581,427	131,267	2,530	776,584	0	0	0	0	0	0	8,489,262
Trustees of the Marist Brothers	NSW	5,485,603	1,147,021	137,640	3,221	216,913	0	72,971	0	0	0	0	7,063,369
Trustees of the Maronite Sisters of the Holy Family	NSW	2,540,386	241,355	0	34,586	325,336	0	49,317	0	0	0	0	3,190,980
Tuggerah Lakes Community College Limited	NSW	444,776	238,370	27,854	0	46,382	0	92,052	0	0	0	0	849,434
Tuntabale Falls Community Primary School	NSW	202,982	23,381	5,342	0	53,855	11,010	101,685	0	0	0	0	398,255
Unity Grammar College Ltd	NSW	5,537,187	0	1,549	65,647	699,543	0	0	0	0	0	0	6,303,926

Name	State	Base	Students with disability	Aboriginal and Torres Strait Islander	Low English proficiency	Socio educational disadvantage	Location	Size	Special Circumstances Funding	Prescribed Circumstances Funding	Adjustments ¹¹	Previous Legislation	Total Funding
Wagga Wagga Christian College	NSW	3,136,252	407,786	33,617	17,763	386,140	13,412	0	0	0	0	0	3,994,970
Warrah Society	NSW	120,514	268,747	0	0	0	0	34,687	0	0	0	0	423,948
Waverley Action for Youth Services	NSW	214,388	164,196	14,243	0	39,130	0	48,266	0	0	0	0	480,223
Wenona School Ltd	NSW	2,442,158	273,893	9,230	0	29,974	0	0	0	0	0	0	2,755,255
Western College Incorporated	NSW	1,268,695	616,359	772,239	0	157,212	124,719	186,356	0	0	0	0	3,125,580
Westmead Christian Grammar School Limited	NSW	286,270	88,294	0	0	28,173	0	85,333	0	0	0	0	488,070
Winifred West Schools Limited	NSW	2,444,754	22,222	1,877	1,382	35,366	0	278,569	0	0	0	0	2,784,170
Woodbury Autism Education and Research Limited	NSW	63,336	141,240	0	0	4,635	0	56,927	0	0	0	0	266,138
Workers Educational Association - Hunter	NSW	1,081,867	1,012,090	38,001	0	320,950	0	126,002	0	0	0	0	2,578,910
Workers' Educational Association Illawarra	NSW	546,596	398,946	53,284	694	148,979	0	109,705	0	0	0	0	1,258,204
Wyong Christian Community School Limited	NSW	4,466,749	533,683	11,450	0	417,988	0	0	0	0	0	0	5,429,870
Yanginook LTD	NSW	51,395	31,717	2,480	781	1,849	0	68,970	0	0	0	0	157,192
Yeshiva College Bondi Limited	NSW	488,915	0	0	0	4,418	0	133,328	0	0	0	0	626,661
Youth Off The Streets Limited	NSW	1,196,064	1,133,990	195,115	2,683	349,427	0	259,363	0	0	0	0	3,136,642
YOUTHCONNECTIONS.COMAU	NSW	530,201	193,713	174,378	0	143,560	0	110,433	0	0	0	0	1,152,285
Catholic Church of the Diocese of Darwin Property Trust Inc	NT	31,409,305	5,717,581	11,799,611	753,919	7,219,351	11,170,509	1,441,016	0	0	-283,548	0	69,227,742
Haileybury Rendall School	NT	4,252,437	471,336	900,613	10,878	589,298	719,745	13,201	1,213,360	90,061	0	0	8,260,929
Milkwood Steiner School Association Incorporated	NT	271,617	89,655	10,122	0	21,225	55,386	77,984	0	0	0	0	525,989

Name	State	Base	Students with disability	Aboriginal and Torres Strait Islander	Low English proficiency	Socio educational disadvantage	Location	Size	Special Circumstances Funding	Prescribed Circumstances Funding	Adjustments ¹¹	Previous Legislation	Total Funding
NT Christian Schools	NT	8,780,961	1,091,527	1,876,427	158,572	1,389,520	3,272,535	1,032,564	0	106,789	0	0	17,708,895
Nyangatjatara Aboriginal Corporation	NT	820,914	676,071	985,097	13,685	367,339	702,187	127,987	0	0	0	0	3,693,280
The Alice Springs Steiner Association	NT	716,668	164,352	23,992	1,116	29,437	304,753	95,304	0	0	0	0	1,335,622
The Essington School Darwin Limited	NT	6,483,963	256,950	46,665	0	285,363	1,391,275	0	0	0	-29,011	0	8,435,205
Tiwi Education Board Incorporated	NT	593,176	497,094	669,434	4,045	273,491	562,699	126,941	0	66,943	0	0	2,793,823
Uniting Church In Australia Property Trust (NT)	NT	4,003,114	614,893	280,240	1,193	263,748	1,883,818	0	0	28,024	0	0	7,075,030
Yipirinya School Council Inc	NT	1,007,999	232,828	1,209,599	63,615	469,123	335,465	110,218	0	0	-200,000	0	3,228,847
A B Paterson College Limited	QLD	8,335,758	451,210	4,904	2,619	259,995	0	0	0	0	0	0	9,054,486
A S S G School Incorporated	QLD	2,752,056	59,156	90,121	1,312	477,374	705,630	149,572	0	0	0	0	4,235,221
Aboriginal & Islander Independent Community School Incorporated	QLD	1,296,199	486,146	1,403,212	0	522,766	0	105,304	0	0	0	0	3,813,627
All Saints Anglican School Limited	QLD	11,040,445	455,756	34,428	0	153,070	0	0	0	0	0	0	11,683,699
Alta-1 College (QLD) Ltd	QLD	353,060	0	14,911	97	13,926	0	88,468	0	0	0	0	470,462
Ananda Marga Education Limited	QLD	903,531	65,215	1,451	0	52,894	0	113,452	0	0	0	0	1,136,543
Australian Christian College - Moreton Ltd	QLD	3,417,237	492,675	30,563	0	848,229	0	0	0	0	0	0	4,788,705
Australian Industry Trade College Ltd	QLD	3,506,145	53,134	18,750	1,551	222,320	0	187,425	0	0	0	0	3,989,325
Australian International Islamic College Board Inc.	QLD	4,334,735	15,366	6,836	130,957	931,586	0	0	0	0	-9,150	0	5,410,330
Australian Trade College North Brisbane Ltd	QLD	1,483,936	0	13,868	657	94,095	0	196,875	0	0	0	0	1,789,431
Autism Queensland Limited	QLD	258,828	577,188	1,411	295	31,581	0	77,313	0	0	0	0	946,616
Blackall Range Independent School Association Inc	QLD	453,950	144,568	21,651	0	66,428	0	189,514	0	0	0	0	876,111

Name	State	Base	Students with disability	Aboriginal and Torres Strait Islander	Low English proficiency	Socio educational disadvantage	Location	Size	Special Circumstances Funding	Prescribed Circumstances Funding	Adjustments ¹¹	Previous Legislation	Total Funding
Blackheath and Thornburgh College	QLD	1,681,793	73,019	107,308	0	421,836	443,869	148,928	0	0	0	0	2,876,753
Board of Trustees of the Brisbane Grammar School	QLD	6,358,665	181,915	27,010	6,954	39,250	0	0	0	0	0	0	6,613,794
Board of Trustees of the Ipswich Girls Grammar School	QLD	5,620,136	148,864	79,260	2,992	162,982	0	0	0	0	0	0	6,014,234
Board of Trustees of the Ipswich Grammar School	QLD	5,343,972	338,544	162,754	9,288	288,567	0	0	0	0	0	0	6,143,125
Board of Trustees of the Rockhampton Girls' Grammar School	QLD	2,108,676	73,499	64,388	0	336,184	71,882	147,814	0	0	0	0	2,802,443
Board of Trustees of the Rockhampton Grammar School	QLD	9,376,822	361,890	62,483	2,929	510,497	326,379	0	0	0	0	0	10,641,000
Board of Trustees of the Toowoomba Grammar School	QLD	7,804,768	336,660	51,950	0	200,773	0	0	0	0	0	0	8,394,151
Border Rivers Christian College Ltd	QLD	404,209	75,941	71,106	0	119,730	97,879	162,625	0	0	0	0	931,490
Brisbane Christian College	QLD	4,623,318	526,026	38,577	5,275	292,870	0	0	0	0	0	0	5,486,066
Brisbane Girls Grammar School	QLD	4,932,331	70,029	5,057	7,377	28,543	0	0	0	0	0	0	5,043,337
Brisbane Independent School Incorporated	QLD	275,627	15,337	3,839	0	36,216	0	133,400	0	0	0	0	464,419
Bundaberg Christian College Limited	QLD	4,641,230	459,017	39,656	1,290	640,927	0	0	0	0	0	0	5,782,120
Burdekin Christian College Inc	QLD	1,175,731	96,382	133,425	0	269,283	257,602	115,972	0	0	0	0	2,048,395
Burnett Youth Learning Centre Ltd	QLD	349,009	91,646	35,746	0	139,600	1,215	76,238	0	0	0	0	693,454
Cairns Christian College Limited	QLD	3,286,693	431,474	84,272	1,269	304,238	528,710	0	0	0	-15,173	0	4,621,483
Cairns Rudolf Steiner School Ltd	QLD	974,289	50,369	9,601	0	60,284	196,162	117,527	0	0	0	0	1,408,232

Name	State	Base	Students with disability	Aboriginal and Torres Strait Islander	Low English proficiency	Socio educational disadvantage	Location	Size	Special Circumstances Funding	Prescribed Circumstances Funding	Adjustments ¹¹	Previous Legislation	Total Funding
Caloundra Christian College Limited	QLD	2,644,278	214,341	22,976	0	299,895	0	128,860	0	0	0	0	3,310,350
Caloundra City School Limited	QLD	1,747,638	45,608	3,389	1,205	77,503	0	148,968	0	0	0	0	2,024,311
Calvary Temple Christian Colleges Ltd	QLD	4,785,617	368,585	112,320	2,226	619,390	761,127	0	0	0	0	0	6,649,265
Cannon Hill Anglican College Pty Ltd	QLD	7,316,912	506,626	2,735	0	123,456	0	0	0	0	0	0	7,949,729
Canterbury College Limited	QLD	8,800,492	511,912	12,392	7,122	382,510	0	0	0	0	0	0	9,714,428
Cape York Girl Academy Limited	QLD	187,934	55,193	225,521	0	32,868	52,726	104,988	0	22,552	0	0	681,782
Central Queensland Christian College Limited	QLD	529,225	14,808	50,630	0	137,527	21,928	142,383	0	0	0	0	896,500
CHIL D The Association for Childhood Language & Related Disorders	QLD	425,850	949,645	2,395	0	12,056	0	91,007	0	0	0	0	1,480,953
Chinchilla Christian School Limited	QLD	1,027,077	62,430	29,023	0	169,419	195,813	113,120	0	0	0	0	1,596,882
Christian Community Ministries Ltd	QLD	22,510,720	3,425,042	295,243	61,342	3,205,200	1,120,512	790,563	0	0	-339,905	0	31,068,718
CHRISTIAN OUTREACH CENTRE	QLD	20,697,797	1,758,109	66,573	24,591	1,494,153	0	10,353	0	0	0	0	24,051,576
Community Learning Ltd	QLD	680,690	100,483	53,808	0	106,350	0	137,184	0	0	0	0	1,078,515
Community Youth Education Options LTD	QLD	445,658	139,878	37,221	0	156,779	0	98,619	0	0	0	0	878,155
Cooloola Christian College Limited	QLD	2,630,466	424,940	3,236	0	361,036	0	123,534	0	0	0	0	3,543,212
Coolool Beach Christian College Ltd	QLD	1,585,967	75,559	9,007	0	101,788	0	142,518	0	0	0	0	1,914,839
Coomera Anglican College	QLD	8,134,945	369,052	3,197	0	474,645	0	0	0	0	0	0	8,981,839
Corporation of the Synod of Diocese of Brisbane	QLD	6,657,458	476,117	15,509	0	155,184	0	0	0	0	-3,980	0	7,300,288
Corporation of the Synod of the Diocese of Brisbane St Andrew's Anglican College	QLD	7,995,096	359,684	19,311	0	186,415	0	0	0	0	0	0	8,560,506

Name	State	Base	Students with disability	Aboriginal and Torres Strait Islander	Low English proficiency	Socio educational disadvantage	Location	Size	Special Circumstances Funding	Prescribed Circumstances Funding	Adjustments ¹¹	Previous Legislation	Total Funding
Discovery Christian College Inc	QLD	1,113,352	18,046	6,363	0	129,646	217,642	182,343	0	0	0	0	1,667,392
Djarraugun College Limited	QLD	2,209,157	164,868	2,547,016	51,672	994,344	335,107	128,800	0	254,702	-153,059	0	6,532,607
Emmanuel College	QLD	9,949,548	244,425	10,719	4,166	302,578	0	0	0	0	0	0	10,511,436
Equipping for Life Ltd	QLD	1,626,959	1,195,514	423,242	3,010	340,333	0	131,783	0	0	0	0	3,720,841
External Senior School Limited	QLD	183,639	0	1,348	157	22,552	0	99,655	0	0	0	0	307,351
Fairholme College (Toowoomba) Pty Ltd	QLD	4,562,801	213,327	16,866	0	145,576	0	0	0	0	0	0	4,938,570
Faith Baptist Church Inc	QLD	637,689	30,407	8,026	0	61,631	47,094	148,197	0	0	0	0	933,044
Fraser Coast Anglican College	QLD	5,103,036	131,213	5,414	1,304	182,920	12,150	0	0	0	0	0	5,436,037
FSAC LTD	QLD	11,063,377	426,129	26,639	7,124	597,318	0	0	0	0	0	0	12,120,587
GEMS Christian Education Limited	QLD	1,041,359	57,109	10,037	0	132,743	353,935	107,590	0	0	0	0	1,702,773
Genesis Christian College Ltd	QLD	8,569,016	513,271	20,291	1,286	485,045	0	0	0	0	0	0	9,588,909
Glasshouse Christian College Limited	QLD	7,339,180	602,590	50,253	1,386	893,492	0	0	0	0	0	0	8,886,901
Good Shepherd Baptist Church Ltd.	QLD	607,283	14,735	12,222	0	90,387	0	140,585	0	0	0	0	865,212
Gulf Christian College LTD	QLD	609,891	152,175	344,818	0	195,569	544,195	125,508	0	0	0	0	1,972,156
Heights College Ltd	QLD	4,994,071	240,731	134,559	1,223	603,558	162,244	0	0	0	0	0	6,136,386
Hillbrook Anglican School Limited	QLD	4,861,712	609,626	14,977	0	64,811	0	0	0	0	0	0	5,551,126
Hillcrest Christian College Limited	QLD	7,594,485	358,699	13,298	3,089	346,462	0	0	0	0	0	0	8,316,033
Hillis Educational Foundation Limited	QLD	3,256,547	60,128	6,750	1,431	368,203	0	19,783	0	0	0	0	3,712,842
Hinchinbrook Christian School Inc	QLD	25,295	0	0	0	1,176	28,134	71,978	0	0	-7,274	0	119,310
Horizons College of Learning and Enrichment Limited	QLD	1,097,783	189,109	38,127	0	213,171	0	206,472	0	0	0	0	1,744,662

Name	State	Base	Students with disability	Aboriginal and Torres Strait Islander	Low English proficiency	Socio educational disadvantage	Location	Size	Special Circumstances Funding	Prescribed Circumstances Funding	Adjustments ¹¹	Previous Legislation	Total Funding
Impact Training Centre Ltd	QLD	0	0	0	0	0	0	0	0	0	332,133	0	332,133
Islamic College of Brisbane Limited	QLD	6,615,951	55,512	4,555	0	755,330	0	0	0	0	-62,957	0	7,368,390
John Paul College Limited	QLD	10,049,340	448,124	89,389	8,938	411,389	0	0	0	0	0	0	11,007,180
Jubilee Christian College Limited	QLD	1,654,878	301,335	16,182	606	369,795	699,024	0	0	0	0	0	3,041,820
Kimberley College Ltd	QLD	6,704,033	789,263	34,775	0	464,387	0	0	0	0	0	0	7,992,458
King's Christian Education Limited	QLD	12,569,825	678,484	37,722	10,368	610,477	0	0	0	0	0	0	13,906,876
Kooralbyn Campus Incorporated	QLD	1,990,469	31,164	65,014	0	329,529	18,585	153,718	0	0	0	0	2,588,479
Leading Educational Enterprises Ltd	QLD	2,945,950	408,379	7,702	0	179,941	0	0	0	0	0	0	3,541,972
Lighthouse Baptist Church Rockhampton	QLD	1,102,262	117,956	23,549	0	178,558	38,709	144,978	0	0	0	0	1,606,012
Lutheran Church of Australia Queensland District	QLD	115,695,538	10,828,197	807,462	40,628	8,096,193	1,206,999	523,981	0	20,287	-240,276	0	136,979,008
Mackay Christian Colleges Ltd	QLD	4,645,386	257,800	90,348	4,319	790,257	466,559	0	0	0	0	0	6,254,669
Maridadi Early Childhood Community	QLD	334,062	13,033	0	0	28,358	0	113,361	0	0	0	0	488,814
Maryborough Christian Education Foundation Ltd	QLD	5,779,180	557,306	61,386	0	991,552	0	0	0	0	0	0	7,389,424
Matthew Flinders Anglican College Limited	QLD	8,335,546	482,713	10,612	2,796	127,451	0	0	0	0	0	0	8,959,118
Montessori International College Limited	QLD	1,238,108	42,326	6,700	0	127,908	0	130,351	0	0	0	0	1,545,393
Moreton Bay Braili Steiner School Association Inc.	QLD	308,072	52,188	0	0	21,251	0	151,312	0	0	0	0	532,823
Moreton Bay Boys College Ltd	QLD	2,566,709	357,592	13,851	1,192	65,341	0	0	0	0	0	0	3,004,685
Moreton Bay College	QLD	5,877,961	166,590	14,828	1,339	155,238	0	0	0	0	0	0	6,215,956

Name	State	Base	Students with disability	Aboriginal and Torres Strait Islander	Low English proficiency	Socio educational disadvantage	Location	Size	Special Circumstances Funding	Prescribed Circumstances Funding	Adjustments ¹¹	Previous Legislation	Total Funding
Moreton Bay Montessori Association Inc.	QLD	876,395	98,283	1,568	3,087	47,693	0	122,127	0	0	0	0	1,149,153
Mueller College Limited	QLD	10,485,127	1,205,062	44,360	10,004	985,794	0	126,691	0	0	0	0	12,857,038
Music Industry Community Services Limited	QLD	482,162	0	0	266	38,177	0	157,019	0	0	0	0	677,624
Nambour Christian College Ltd	QLD	7,946,287	502,103	25,107	2,777	493,398	0	0	0	0	0	0	8,969,672
Noosa Pengari Steiner School Assn Inc.	QLD	1,796,515	43,985	4,994	0	82,535	0	137,780	0	0	0	0	2,065,809
Northside Christian College Ltd	QLD	6,776,785	720,197	18,562	3,000	234,813	0	0	0	0	0	0	7,753,357
Ohana Education Ltd	QLD	1,633,693	179,921	32,201	1,863	199,336	0	211,552	0	0	0	0	2,258,566
ONESCHOOL GLOBAL QLD LTD.	QLD	2,304,075	75,343	0	0	448,301	0	150,092	0	0	0	0	2,977,811
Ormiston College Limited	QLD	7,023,898	338,328	10,148	5,118	149,480	0	0	0	0	0	0	7,526,972
Parklands Christian College Limited	QLD	4,626,677	268,179	24,843	7,133	620,913	0	0	0	0	0	0	5,547,745
Peregian Beach Community College Ltd	QLD	975,765	189,000	0	0	78,384	0	127,006	0	0	0	0	1,370,155
Pine Community School LTD	QLD	449,280	93,898	4,788	0	11,594	0	110,370	0	0	0	0	669,930
Queensland Baptists Education Company Ltd	QLD	401,350	14,059	13,682	825	75,152	1,249	136,977	0	0	0	0	643,294
Queensland Education & Cultural Foundation Limited	QLD	1,323,857	212,845	0	14,887	98,187	0	146,101	0	0	0	0	1,795,877
Queensland Independent College Ltd	QLD	1,254,348	0	0	0	52,118	0	111,875	0	0	0	0	1,418,341
Radiant Life Education Ltd	QLD	760,519	0	843,987	322	364,483	167,403	144,362	0	0	0	0	2,281,076
Redlands Combined Independent College Inc.	QLD	8,279,784	510,291	18,981	0	278,365	0	0	0	0	0	0	9,087,421
Rivermount Education Limited	QLD	6,002,413	419,943	116,158	1,365	508,503	0	0	0	0	0	0	7,048,382
Rudolf Steiner Education Group Brisbane Inc.	QLD	1,672,755	48,930	3,621	0	85,297	0	155,331	0	0	0	0	1,965,934

Name	State	Base	Students with disability	Aboriginal and Torres Strait Islander	Low English proficiency	Socio educational disadvantage	Location	Size	Special Circumstances Funding	Prescribed Circumstances Funding	Adjustments ¹¹	Previous Legislation	Total Funding
Saint Stephen's College Limited	QLD	6,821,334	616,181	3,259	2,514	267,591	0	0	0	0	0	0	7,710,879
Searchlight Education Springfield	QLD	1,356,306	24,141	1,106,171	0	641,542	0	117,857	0	0	0	0	3,246,017
Seventh-Day Adventist Schools (Northern Australia) Limited	QLD	1,698,180	124,726	209,603	0	371,493	252,795	375,355	0	0	-9,623	0	3,022,529
Seventh-Day Adventist Schools (South Queensland) Limited	QLD	14,897,411	821,433	114,374	6,435	1,385,361	0	719,715	0	0	0	0	17,944,729
Sheldon College	QLD	8,308,459	315,201	12,812	1,320	267,222	0	0	0	0	0	0	8,905,014
Sinai College	QLD	52,324	0	0	0	1,136	0	86,558	0	0	0	0	140,018
Somerset College Limited	QLD	8,103,282	680,258	3,364	4,034	126,368	0	0	0	0	0	0	8,917,306
St Aidan's School Council Limited	QLD	2,042,791	281,688	1,883	0	34,903	0	0	0	0	0	0	2,361,265
St Luke's Anglican School	QLD	5,830,014	385,558	20,395	5,053	256,310	0	0	0	0	0	0	6,497,330
St Margaret's School Council Limited	QLD	3,372,559	214,700	43,335	1,524	45,832	0	0	0	0	0	0	3,677,950
St Michael's College	QLD	2,158,472	342,129	4,433	0	191,519	0	0	0	0	0	0	2,696,553
St Paul's School Bald Hills	QLD	7,071,894	509,488	14,088	0	137,550	0	0	0	0	0	0	7,733,020
St Philomena School Limited	QLD	1,070,080	51,958	0	0	113,776	0	136,229	0	0	0	0	1,372,043
Tambarine Mountain College Limited	QLD	2,992,414	233,042	1,812	0	378,435	0	141,788	0	0	0	0	3,747,491
TEC-NQ Limited	QLD	1,844,726	0	154,308	0	327,782	315,954	158,817	0	15,431	0	0	2,817,018
The Anglican School Commission (QLD)	QLD	13,888,164	494,004	71,818	0	443,017	0	0	0	0	0	0	14,897,003
The Association for Parent Controlled Christian Schools At Brisbane	QLD	6,435,090	367,206	26,677	12,721	465,711	0	0	0	0	0	0	7,307,405
The Baptist Union of Queensland- Community Services Group	QLD	2,647,442	324,476	287,131	748	597,559	50,078	456,866	0	0	0	0	4,364,300

Name	State	Base	Students with disability	Aboriginal and Torres Strait Islander	Low English proficiency	Socio educational disadvantage	Location	Size	Special Circumstances Funding	Prescribed Circumstances Funding	Adjustments ¹¹	Previous Legislation	Total Funding
The Cathedral School of St Anne and St James Limited	QLD	5,896,157	348,385	119,069	1,336	200,738	1,047,861	0	0	0	0	0	7,613,546
The Corporation of the Roman Catholic Bishops of Queensland	QLD	948,672,140	94,366,833	18,338,437	791,904	92,212,965	48,868,790	15,237,279	0	426,670	-565,312	0	1,218,349,706
The Glennie School	QLD	5,298,984	328,482	33,664	1,353	215,173	0	0	0	0	0	0	5,877,656
The Lakes Christian College Limited	QLD	874,710	249,144	22,461	0	103,361	0	119,255	0	0	0	0	1,368,931
The Montessori School Limited	QLD	589,880	42,801	1,582	0	4,634	0	127,090	0	0	0	0	765,987
The Presbyterian and Methodist Schools Association	QLD	19,365,676	1,173,324	79,434	10,285	336,833	0	0	0	0	-4,334	0	20,961,218
The School of Total Education	QLD	820,162	62,202	21,262	2,534	80,580	11,393	152,036	0	0	0	0	1,150,169
The Toowoomba Preparatory School	QLD	2,261,129	185,774	35,037	0	91,019	0	0	0	0	0	0	2,572,959
The Uniting Church In Australia Property Trust (Q)	QLD	15,072,357	1,709,381	2,426,421	66,836	1,696,351	319,519	267,923	0	239,425	0	0	21,798,213
Toogoolawa Schools Limited	QLD	630,615	250,228	24,216	0	72,530	0	151,195	0	0	0	0	1,128,784
Toowoomba Christian College Limited	QLD	5,049,832	427,660	24,220	0	572,708	0	0	0	0	0	0	6,074,420
Toowoomba Christian Parent Controlled Day School Assoc.	QLD	731,105	45,329	12,673	0	78,937	0	131,426	0	0	0	0	999,470
Townsville Christian College Limited	QLD	498,239	0	235,356	0	129,561	86,978	91,630	0	0	-340,519	0	701,245
Townsville Christian Education Association Limited	QLD	3,047,374	194,024	29,313	1,048	214,945	537,465	0	0	0	0	0	4,024,169
Townsville Grammar School	QLD	6,903,916	186,278	34,986	2,389	170,259	1,327,110	0	0	0	0	0	8,624,938
Trinity Anglican School Limited	QLD	4,621,795	231,259	13,909	5,233	124,893	775,250	0	0	0	0	0	5,772,339
Trinity College Gladstone Ltd	QLD	2,489,955	230,214	6,516	5,702	232,516	131,408	43,177	0	0	0	0	3,139,488
Trustees of the Christian Brothers (Queensland)	QLD	1,404,739	132,558	359,091	11,110	289,364	0	284,737	0	0	0	0	2,481,599

Name	State	Base	Students with disability	Aboriginal and Torres Strait Islander	Low English proficiency	Socio educational disadvantage	Location	Size	Special Circumstances Funding	Prescribed Circumstances Funding	Adjustments ¹¹	Previous Legislation	Total Funding
Wadja Wadja Aboriginal Corporation for Education	QLD	477,301	0	572,761	0	227,335	245,380	142,344	0	0	0	0	1,665,121
West Moreton Anglican College	QLD	9,062,532	355,622	65,658	0	681,879	0	0	0	0	0	0	10,165,691
Whitsunday Anglican School Limited	QLD	4,468,253	279,181	4,841	1,176	179,742	484,087	0	0	0	-13,971	0	5,403,309
Yarranlea Limited	QLD	169,557	14,125	1,802	0	1,627	0	122,247	0	0	0	0	309,359
Y-CARE (South-East Queensland) Inc.	QLD	2,897,917	607,338	129,432	0	323,615	0	200,844	0	0	-167,280	0	3,991,866
AFC Schools (SA) Limited	SA	3,402,308	245,956	0	61,015	376,138	0	0	0	0	0	0	4,085,417
Annesley College	SA	194,950	57,924	0	0	4,402	0	83,973	0	0	0	0	341,249
Bethany Christian School Inc	SA	3,217,345	821,809	8,485	12,798	668,123	0	0	0	0	0	0	4,728,560
Blakes Crossing Christian College Incorporated	SA	1,443,220	202,705	14,873	0	175,409	0	118,385	0	0	0	0	1,954,592
Cedar College INC	SA	4,956,364	563,717	8,013	7,422	430,417	0	0	0	0	-14,011	0	5,951,922
Copper Triangle Christian School Association Inc	SA	1,854,689	316,463	11,747	4,512	354,823	295,940	122,393	0	0	0	0	2,960,568
Domino Servite College Incorporated	SA	226,549	0	0	0	25,354	0	139,754	0	0	0	0	391,657
Emmanuel Christian Schools & Ministries Incorporated	SA	0	0	0	0	0	0	0	0	0	2,272,959	0	2,272,959
Emmaus Christian College Inc	SA	4,367,756	397,694	1,657	5,593	170,181	0	0	0	0	-20,306	0	4,922,575
Eynesbury Senior College Incorporated	SA	558,772	287,316	691	279	39,982	0	110,965	0	0	0	0	998,005
Garden College	SA	1,557,287	0	0	16,957	167,008	0	147,428	0	0	0	0	1,888,680
Heritage College Inc	SA	2,186,495	362,432	0	1,276	276,849	0	58,205	0	0	0	0	2,885,257
Hope Christian College Inc	SA	4,132,412	612,941	19,258	23,279	781,569	0	0	0	0	0	0	5,569,459
King's Baptist Grammar School Incorporated	SA	6,250,051	349,349	8,020	0	345,109	0	0	0	0	0	0	6,952,529
Kirinari Community School Inc	SA	109,921	52,311	0	0	12,199	0	59,870	0	0	-2,175	0	232,126

Name	State	Base	Students with disability	Aboriginal and Torres Strait Islander	Low English proficiency	Socio educational disadvantage	Location	Size	Special Circumstances Funding	Prescribed Circumstances Funding	Adjustments ¹¹	Previous Legislation	Total Funding
Lutheran Education South Australia Northern Territory and Western Australia Incorporated	SA	96,208,955	11,693,100	3,334,163	55,012	8,894,112	5,213,178	1,741,323	0	204,918	-1,130,013	0	126,214,748
Mid North Christian College Association Incorporated	SA	1,880,403	182,411	8,973	5	285,540	241,102	147,691	0	0	0	0	2,746,125
Mount Barker Waldorf School, A School For Rudolf Steiner Education Incorporated	SA	1,537,590	95,184	13,404	0	87,640	0	129,501	0	0	0	0	1,863,319
Muirden College Pty Ltd	SA	538,541	0	3,907	252	36,207	0	148,120	0	0	0	0	727,027
Multi Cultural Youth Education Support Services Limited	SA	3,063,741	317,911	0	43,778	456,518	0	0	0	0	0	0	3,881,948
OneSchool Global SA Incorporated	SA	727,311	44,097	0	0	124,116	0	143,475	0	0	0	0	1,038,999
Pedare Christian College Inc	SA	5,612,297	420,774	8,302	4,098	389,932	0	0	0	0	0	0	6,435,403
Pembroke School Incorporated	SA	5,674,310	636,875	17,250	5,994	61,101	0	0	0	0	0	0	6,395,530
Pilgrim School Inc	SA	915,687	171,767	2,430	0	32,555	0	93,379	0	0	0	0	1,215,818
Portside Christian College Inc	SA	4,748,814	414,044	16,509	5,249	355,877	0	0	0	0	0	0	5,540,493
Prince Alfred College	SA	4,261,894	498,069	11,070	2,559	74,182	0	0	0	0	0	0	4,847,774
Pulteney Grammar School Inc	SA	3,661,592	463,352	3,251	1,202	40,102	0	0	0	0	-1,790	0	4,167,709
Riverland Christian School Inc	SA	361,214	80,393	4,559	0	76,053	111,945	99,897	0	0	0	0	734,061
Scotch College Incorporated	SA	3,694,571	434,918	12,966	0	35,725	0	0	0	0	-3,022	0	4,175,158
Seventh-Day Adventist Schools (South Australia) Limited	SA	7,006,724	1,335,841	29,908	22,617	735,989	0	152,777	0	0	0	0	9,283,856
Seymour College Inc	SA	2,991,604	47,433	6,980	0	41,647	0	0	0	0	0	0	3,087,664
Sisters of St Joseph Mary MacKillop College Kensington Limited	SA	2,222,099	260,538	1,775	17,604	314,519	0	172,318	0	0	0	0	2,988,853

Name	State	Base	Students with disability	Aboriginal and Torres Strait Islander	Low English proficiency	Socio educational disadvantage	Location	Size	Special Circumstances Funding	Prescribed Circumstances Funding	Adjustments ¹¹	Previous Legislation	Total Funding
South Australian Anglican Schools System Incorporated	SA	31,201,305	2,607,644	91,515	27,017	3,081,918	0	0	0	0	0	0	37,009,399
South Australian Commission for Catholic Schools Inc	SA	286,652,183	29,939,198	1,171,432	685,313	30,200,070	7,689,811	5,679,208	0	0	-152,573	0	361,864,643
Southern Montessori Education Centre Incorporated	SA	1,194,926	106,790	3,026	0	56,848	0	119,233	0	0	0	0	1,480,823
Southern Vales Christian College Inc	SA	3,964,446	338,180	43,868	1,190	528,319	0	0	0	0	0	0	4,876,003
Specialised Assistance School for Youth (SASY) Ltd	SA	124,187	141,159	0	0	0	0	32,692	0	0	0	0	298,038
St Andrews School Inc	SA	1,328,149	88,432	1,205	0	11,487	0	0	0	0	0	0	1,429,273
ST DOMINIC'S PRIORY COLLEGE LTD	SA	4,448,538	258,378	7,645	41,700	291,246	0	0	0	0	0	0	5,047,507
St George College Inc	SA	1,826,522	173,168	0	14,013	239,809	0	101,504	0	0	0	0	2,355,016
St John's Grammar School Inc	SA	3,948,892	471,464	6,197	0	140,886	0	0	0	0	0	0	4,567,439
St Mary's College Ltd	SA	5,309,526	450,019	10,751	17,303	260,916	0	0	0	0	0	0	6,048,515
St Peter's Collegiate Girls School Inc	SA	2,558,805	339,206	5,094	2,570	42,729	0	0	0	0	0	0	2,948,404
St Peter's Woodlands Grammar School Inc	SA	3,126,983	190,597	8,051	888	50,180	0	0	0	0	0	0	3,376,699
St. Spyridon's Greek Orthodox Community INC	SA	245,195	39,666	0	0	29,853	0	86,257	0	0	0	0	400,971
Suneden Specialist School Incorporated	SA	368,366	821,456	1,163	0	30,759	0	99,769	0	0	0	0	1,321,513
Sunrise Christian School	SA	5,943,805	590,989	10,009	8,074	288,735	0	0	0	0	0	0	6,841,612
Sunrise Christian School Whyalla	SA	825,371	301,700	5,670	0	86,355	109,719	100,933	0	0	0	0	1,429,748
Temple Christian College Inc	SA	6,113,300	761,706	12,913	46,754	745,754	0	0	0	0	0	0	7,680,427
The Anglican Church of Australia Collegiate School of Saint Peter	SA	5,130,934	373,079	13,210	0	79,661	0	0	0	0	0	0	5,596,884

Name	State	Base	Students with disability	Aboriginal and Torres Strait Islander	Low English proficiency	Socio educational disadvantage	Location	Size	Special Circumstances Funding	Prescribed Circumstances Funding	Adjustments ¹¹	Previous Legislation	Total Funding
The Hills Christian Community School Inc	SA	2,384,691	258,648	2,843	0	121,201	0	0	0	0	0	0	2,767,383
The Hills Montessori School Inc	SA	690,957	74,544	2,849	0	13,343	0	113,278	0	0	0	0	894,971
Torrens Valley Association for Christian Education Inc	SA	3,754,928	486,327	7,768	0	249,463	0	0	0	0	0	0	4,498,486
Tyndale Christian School - Murray Bridge Incorporated	SA	1,148,938	278,569	86,442	0	343,565	0	122,882	0	0	-747,207	0	1,233,189
Tyndale Christian School - Strathalbyn Incorporated	SA	2,401,690	413,274	29,544	0	291,366	0	105,294	0	0	-1,525,752	0	1,715,416
Tyndale Christian School Inc	SA	9,290,845	1,973,444	24,215	21,060	1,215,615	0	0	0	0	0	0	12,525,179
University Senior College at Adelaide University Incorporated	SA	1,477,978	419,975	1,556	788	113,004	0	150,653	0	0	0	0	2,163,954
Wakefield Regional Christian School Association Incorporated	SA	2,476,875	810,602	4,163	0	428,171	128,494	58,722	0	0	0	0	3,907,027
Walford Anglican School for Girls Inc	SA	2,241,897	140,398	0	0	32,628	0	0	0	0	0	0	2,414,923
Westminster School	SA	5,876,227	408,031	49,270	3,032	128,540	0	0	0	0	0	0	6,465,100
Wilderness School Ltd	SA	3,298,433	161,855	11,598	2,700	47,340	0	0	0	0	0	0	3,521,926
Willunga Waldorf School	SA	2,051,409	187,982	6,133	0	174,066	0	100,230	0	0	0	0	2,519,820
Woodcroft College Inc	SA	8,931,464	385,465	17,215	2,810	575,404	0	0	0	0	0	0	9,912,358
Australian Christian College Tasmania Inc	TAS	579,953	152,005	18,707	14,768	170,677	89,295	113,765	0	0	-63	0	1,139,107
Catholic Education Centre	TAS	102,567,642	9,573,624	2,297,266	50,052	12,542,854	9,531,768	2,324,235	0	0	0	0	138,887,441
Christian Schools Tasmania	TAS	5,174,116	886,378	84,032	6,784	567,977	399,821	319,734	0	0	0	0	7,440,842
Circular Head Christian Schools Inc	TAS	2,050,058	263,154	278,986	11,070	475,701	566,564	127,383	0	0	0	0	3,772,916
CityLight Church	TAS	1,555,510	396,512	44,514	1,165	204,819	127,528	128,430	0	0	0	0	2,458,478
Devonport Christian School Inc	TAS	926,572	258,455	35,293	0	120,593	112,363	102,186	0	0	0	0	1,555,462

Name	State	Base	Students with disability	Aboriginal and Torres Strait Islander	Low English proficiency	Socio educational disadvantage	Location	Size	Special Circumstances Funding	Prescribed Circumstances Funding	Adjustments ¹¹	Previous Legislation	Total Funding
Fahan School	TAS	1,565,690	109,881	4,611	1,168	47,816	175,298	136,196	0	0	0	0	2,040,660
Free Reformed School Association (INC) TAS	TAS	582,469	61,867	0	0	74,147	47,157	116,875	0	0	0	0	882,515
Geneva Fellowship Inc.	TAS	1,084,052	208,407	22,670	1,048	290,517	136,830	126,816	0	0	0	0	1,870,340
Giant Steps Tasmania	TAS	117,551	262,139	943	0	14,273	23,304	60,189	0	0	0	0	478,399
Herrick Presbyterian Covenant School Association Inc.	TAS	0	0	0	0	0	0	0	0	0	52,585	0	52,585
Huon Valley Independent School Association Inc.	TAS	293,450	36,388	0	0	15,979	55,143	105,503	0	0	0	0	506,463
Hutchins School Board of Management	TAS	4,280,165	384,862	20,267	0	113,329	480,163	0	0	0	0	0	5,278,786
Launceston Christian School Inc.	TAS	3,862,262	571,385	11,078	2,244	384,349	277,183	0	0	0	0	0	5,108,501
Leighland Christian Parent Controlled School Association Incorporated	TAS	3,729,541	687,433	118,685	0	625,027	451,228	0	0	0	0	0	5,611,914
Newstead Christian School Inc.	TAS	408,123	78,879	0	0	52,247	34,109	108,838	0	0	0	0	682,196
Northern Tasmania Steiner Association Inc.	TAS	33,603	0	0	0	3,703	5,268	51,158	0	0	0	0	93,732
OneSchool Global TAS Ltd	TAS	1,173,609	73,242	0	0	204,833	88,754	140,820	0	0	0	0	1,681,258
Scotch Oakburn College Inc.	TAS	5,879,192	610,069	14,720	1,191	183,409	441,225	0	0	0	0	0	7,129,806
Seventh-Day Adventist Schools (Tasmania) Limited	TAS	1,079,259	213,473	38,023	8,554	322,256	121,422	238,653	0	0	-42,613	0	1,979,027
St. Michael's Collegiate School Board	TAS	3,274,865	241,481	25,159	0	59,439	324,988	0	0	0	0	0	3,925,932
Tairareah Steiner School Foundation Inc.	TAS	1,078,074	78,819	4,535	862	33,082	100,531	125,149	0	0	0	0	1,421,052
The Board of Management, Launceston Church Grammar School	TAS	4,541,848	535,524	25,304	3,796	167,407	346,263	0	0	0	0	0	5,620,142
The Cottage School Inc.	TAS	352,908	43,363	0	0	7,454	30,854	94,295	0	0	0	0	528,874

Name	State	Base	Students with disability	Aboriginal and Torres Strait Islander	Low English proficiency	Socio educational disadvantage	Location	Size	Special Circumstances Funding	Prescribed Circumstances Funding	Adjustments ¹¹	Previous Legislation	Total Funding
The Friends School Incorporated	TAS	5,987,307	190,867	12,319	1,342	67,804	634,037	0	0	0	0	0	6,893,676
The Lambert School Inc	TAS	328,052	246,269	4,374	3,166	72,529	33,130	112,021	0	0	0	0	799,541
The Launceston Preparatory School Inc.	TAS	585,265	22,698	2,665	0	10,026	45,282	98,716	0	0	0	0	764,652
Adass Israel School Inc	VIC	3,126,079	542,586	0	243,348	1,155,269	0	0	0	0	0	0	5,067,282
Advance College of Education Incorporated	VIC	219,849	8,018	0	0	21,798	0	46,352	0	0	0	0	296,017
AFC SCHOOLS (VICTORIA) LIMITED	VIC	5,150,817	0	0	91,252	778,070	0	0	0	0	0	0	6,020,139
Al Iman College Ltd	VIC	598,987	280,002	1,679	13,470	79,218	0	128,185	0	0	0	0	1,101,541
Al Siraat College Inc.	VIC	5,111,488	394,292	0	141,475	852,138	0	0	0	0	0	0	6,499,393
Albury Wodonga Community College Limited	VIC	853,466	119,172	108,056	0	200,700	0	178,898	0	0	-26,181	0	1,434,112
Alia College Limited	VIC	341,533	0	0	0	27,053	0	135,908	0	0	0	0	504,494
Alphington Grammar School	VIC	1,901,316	529,391	0	1,104	108,940	0	82,943	0	0	0	0	2,623,694
Andale School Inc	VIC	135,921	303,105	0	155	16,585	0	80,652	0	0	0	0	536,418
Anglican Diocesan Commission (Diocese of Melbourne) Ltd	VIC	7,107,426	184,026	1,792	10,247	661,572	0	0	0	0	0	0	7,965,063
Association for Christian Education Mount Evelyn Inc	VIC	4,212,363	690,460	4,959	0	333,451	0	0	0	0	-6,749	0	5,234,484
Association for Christian Education of Dandenong	VIC	5,165,483	951,908	15,208	8,084	286,262	0	0	0	0	0	0	6,426,945
Association for Christian Education of Frankston Incorporated	VIC	3,561,807	245,994	3,370	1,199	386,973	0	0	0	0	0	0	4,199,343
Australian International Academy of Education Inc	VIC	10,633,678	714,197	0	128,913	949,696	0	97,647	0	0	-25,583	0	12,498,548
Bairnsdale Christian Community School Inc	VIC	400,184	32,879	0	0	37,048	63,784	109,997	0	0	0	0	643,892
Ballarat Christian College	VIC	2,272,366	506,058	24,256	16,488	228,173	0	142,347	0	0	0	0	3,189,688

Name	State	Base	Students with disability	Aboriginal and Torres Strait Islander	Low English proficiency	Socio educational disadvantage	Location	Size	Special Circumstances Funding	Prescribed Circumstances Funding	Adjustments ¹¹	Previous Legislation	Total Funding
Ballarat Steiner School & Kindergarten Inc.	VIC	466,401	83,569	1,363	0	34,125	0	103,843	0	0	0	0	689,301
Beaconhills Christian College Limited	VIC	17,193,333	1,023,421	11,301	262,978	3,857,505	0	0	0	0	0	0	22,348,538
Beechworth Montessori Children's Group Inc	VIC	544,746	50611	1,436	0	13,792	19,790	110,056	0	0	0	0	740,431
Beis Efraim College Limited	VIC	511,192	45,933	0	56,799	269,023	0	99,884	0	0	0	0	982,831
Belgrave Heights Christian School of Presbyterian Church Vic Inc	VIC	4,734,449	337,064	0	2,909	426,724	0	0	0	0	0	0	5,501,146
Berengarra School Ltd	VIC	537,122	999,046	3,296	0	35,321	0	108,473	0	0	0	0	1,683,258
Berry Street Victoria Incorporated	VIC	880,362	1,588,041	72,435	0	86,701	0	130,778	0	0	0	0	2,758,317
Bialik College (Nominees) Pty Ltd	VIC	2,031,500	390,986	0	0	50,095	0	0	0	0	-8,383	0	2,464,198
Billanook College Limited	VIC	4,383,751	468,354	5,516	1,388	247,729	0	0	0	0	0	0	5,106,738
Blyton Pty Ltd	VIC	1,620,862	16,611	0	0	208,777	0	159,209	0	0	0	0	2,005,459
Brighton Grammar School	VIC	3,294,522	178,532	0	1,356	60,180	0	0	0	0	0	0	3,534,590
Camberwell Anglican Girls Grammar School	VIC	2,487,923	17,981	3,923	0	23,920	0	0	0	0	0	0	2,533,747
Capability Building Inc	VIC	148,962	332,186	0	0	33,474	4,246	42,781	0	0	-91,891	0	469,758
Carey Baptist Grammar School Limited	VIC	5,877,841	494,378	1,903	4,607	81,488	0	0	0	0	0	0	6,460,217
Castlemaine Steiner School Ltd	VIC	1,055,691	0	3,222	1,071	38,302	0	127,817	0	0	0	0	1,226,103
Catholic Education Commission of Victoria Limited	VIC	1,368,977,651	155,618,853	3,184,128	5,407,881	162,301,052	13,076,820	28,818,195	0	0	-1,420,396	0	1,735,964,184
Caulfield Grammar School	VIC	12,138,866	309,295	0	101,622	770,832	0	0	0	0	0	0	13,320,615
Child & Family Care Network Inc	VIC	138,694	257,971	1,548	0	14,863	0	101,995	0	0	0	0	515,071
Christ Church Grammar School	VIC	547,912	169,852	0	0	8,906	0	0	0	0	0	0	726,670

Name	State	Base	Students with disability	Aboriginal and Torres Strait Islander	Low English proficiency	Socio educational disadvantage	Location	Size	Special Circumstances Funding	Prescribed Circumstances Funding	Adjustments ¹¹	Previous Legislation	Total Funding
Christadelphian Heritage College Melbourne	VIC	283,206	23,944	0	0	30,747	0	104,134	0	0	0	0	442,031
Christian College Bellarine Ltd	VIC	3,024,589	225,987	10,339	0	240,090	0	4,168	0	0	0	0	3,505,174
Christian College Geelong Limited	VIC	5,833,596	375,781	6,597	0	323,825	0	0	0	0	0	0	6,539,799
Christian College Institute of Senior Education Limited	VIC	3,335,277	143,633	8,017	1,720	246,540	0	167,196	0	0	0	0	3,902,383
Christian Resource Ministries Inc.	VIC	2,154,377	31,181	1,700	1,154	93,770	0	150,672	0	0	0	0	2,432,854
Cire Services Incorporated	VIC	1,152,745	637,437	9,805	0	262,001	0	204,409	0	0	0	0	2,266,397
Community College Gippsland LTD	VIC	880,911	170,973	45,294	0	404,646	0	150,773	0	0	0	0	1,652,597
Creek Street Christian Fellowship	VIC	1,715,410	249,710	0	2,033	169,725	0	138,705	0	0	0	0	2,275,583
Grest Education Ltd	VIC	9,733,405	541,032	5,187	2,901	599,919	0	0	0	0	0	0	10,882,444
Dandenong Ranges Steiner School Inc	VIC	759,016	0	0	1,536	49,391	0	115,575	0	0	0	0	925,518
Darul Ulum College of Victoria	VIC	7,101,880	919,562	0	0	587,873	0	0	0	0	0	0	8,609,315
Daylesford Dharma School Inc.	VIC	416,406	14,727	0	0	60,031	0	128,096	0	0	0	0	619,260
Deutsche Schule Melbourne Inc.	VIC	310,120	0	0	0	4039	0	131,371	0	0	0	0	445,530
Donvale Christian College	VIC	6,069,870	869,591	5,537	0	138,607	0	0	0	0	0	0	7,083,605
East Gippsland Steiner Education Group Inc.	VIC	342,989	0	0	0	53,054	54,364	123,313	0	0	0	0	573,720
East Preston Islamic College Limited	VIC	3,645,174	434,078	0	47,306	817,296	0	0	0	0	0	0	4,943,854
Ecumenical Schools Australia	VIC	101,537,120	4,377,734	175,837	57,465	4,476,885	846,735	475,236	0	0	-1,633,977	0	110,313,036
Eltham College	VIC	2,725,642	220,933	3,721	0	118,810	0	11,289	0	0	0	0	3,080,395
Erasmus School	VIC	322,859	58,775	0	0	2,754	0	102,248	0	0	0	0	486,636

Name	State	Base	Students with disability	Aboriginal and Torres Strait Islander	Low English proficiency	Socio educational disadvantage	Location	Size	Special Circumstances Funding	Prescribed Circumstances Funding	Adjustments ¹¹	Previous Legislation	Total Funding
Fintona Girls' School	VIC	1,600,602	66,357	0	0	11,402	0	113,440	0	0	0	0	1,791,801
Firbank Grammar School	VIC	2,938,268	213,580	1,923	1,482	39,330	0	0	0	0	0	0	3,194,583
Fitzroy Community School Co-Operative Ltd	VIC	323,007	0	0	0	1,141	0	117,040	0	0	0	0	441,188
Flinders Christian Community College Inc	VIC	14,647,324	286,666	25,953	6,012	934,604	0	0	0	0	0	0	15,900,559
Frank Dando Sports Academy Association Ltd	VIC	188,841	351,245	1,813	215	23,041	0	45,429	0	0	0	0	610,584
Freshwater Creek Steiner School Association Incorporated	VIC	774,465	59,989	3,511	0	69,600	0	130,451	0	0	0	0	1,038,016
Gandel Besen House Limited	VIC	682,736	187,410	0	0	4,087	0	17,555	0	0	0	0	891,788
Geelong Baptist College Inc	VIC	2,206,774	229,674	18,446	1,251	260,374	0	164,252	0	0	0	0	2,880,771
Geelong Christian Education Association	VIC	4,362,695	152,968	19,474	5,711	349,621	0	0	0	0	0	0	4,890,469
Geelong Grammar School	VIC	5,928,401	176,176	49,444	6,233	124,073	0	0	0	0	-4,275	0	6,280,052
Ghligai School Ltd	VIC	516,767	99,777	0	0	44,406	0	96,431	0	0	0	0	757,381
Giant Steps Melbourne Limited	VIC	102,136	227,763	0	116	12,462	0	39,205	0	0	0	0	381,682
Girton Grammar School Ltd	VIC	8,158,440	466,551	28,616	5,290	263,158	0	0	0	0	0	0	8,922,055
Gisborne Montessori School Limited	VIC	208,084	74,414	2,801	0	16,031	0	92,467	0	0	0	0	393,797
Glenroy Private Ltd	VIC	1,228,234	12,504	0	24,947	388,416	0	113,000	0	0	-33,807	0	1,733,294
Grace Christian College Co-operative Ltd	VIC	643,351	0	5,783	1,336	66,465	0	141,047	0	0	0	0	857,982
Haileybury	VIC	17,142,757	1,944,622	16,442	11,229	264,111	0	0	0	0	0	0	19,379,161
Heathdale Christian College Limited	VIC	8,328,318	206,366	3,442	2,793	223,497	0	0	0	0	0	0	8,764,416
Huntingtower School Association	VIC	0	0	0	0	0	0	0	0	0	1,627,651	0	1,627,651
Ilim College	VIC	14,715,168	1,359,323	3,377	270,920	1,998,525	0	0	0	0	0	0	18,347,313

Name	State	Base	Students with disability	Aboriginal and Torres Strait Islander	Low English proficiency	Socio educational disadvantage	Location	Size	Special Circumstances Funding	Prescribed Circumstances Funding	Adjustments ¹¹	Previous Legislation	Total Funding
Insight Education Centre for the Blind and Vision Impaired	VIC	93,542	208,598	0	0	4,552	0	42,537	0	0	0	0	349,229
Kamaruka Inc	VIC	185,735	345,467	0	212	22,662	0	59,281	0	0	0	0	613,357
Kardinia International College (Geelong) Ltd	VIC	11,227,829	751,174	5,555	4,231	222,965	0	0	0	0	0	0	12,211,754
Kerang Christian Community School Limited	VIC	884,426	31,788	10,403	2,456	119,982	140,611	157,389	0	0	0	0	1,347,055
Kilvington Grammar School Limited	VIC	3,229,270	74,093	4,044	6,271	35,212	0	0	0	0	0	0	3,348,890
Kingswood College Ltd	VIC	1,886,613	649,352	1,643	0	26,733	0	51,510	0	0	0	0	2,615,851
Koonwarra Village School Limited	VIC	286,874	0	0	0	1,729	22,778	117,050	0	0	0	0	428,431
Korowa Anglican Girls' School	VIC	1,550,875	38,419	2,085	0	13,033	0	80,894	0	0	0	0	1,685,306
Lauriston Girls' School	VIC	1,869,067	246,791	0	1,962	25,908	0	0	0	0	0	0	2,143,728
Life Ministry Centre Ltd	VIC	5,012,163	317,049	13,152	9,398	256,731	0	0	0	0	0	0	5,608,493
Lighthouse Christian College Cranbourne Inc	VIC	6,024,761	32,341	0	41,571	370,400	0	0	0	0	0	0	6,469,073
Lighthouse Christian College Incorporated	VIC	4,498,927	389,492	3,548	25,775	304,643	0	0	0	0	0	0	5,222,385
Little Yarra Steiner School Limited	VIC	1,995,742	210,742	1,648	0	181,155	0	146,123	0	0	0	0	2,535,410
Lowther Hall Anglican Grammar School	VIC	4,477,766	35,537	3,870	1,504	115,527	0	0	0	0	0	0	4,634,204
Lutheran Church of Australia Victorian District	VIC	44,358,865	2,878,641	153,878	45,365	3,233,749	1,588,907	1,494,623	0	0	-3,686,150	0	50,067,879
Mackillop Family Services Limited	VIC	254,968	371,290	10,307	291	31,110	0	63,817	0	0	0	0	731,783
Maharishi's Global Administration through Natural Law Ltd	VIC	245,319	11,722	1,400	0	5,357	0	101,964	0	0	0	0	365,762
Mansfield Autism Statewide Services	VIC	152,132	339,254	0	0	25,203	22,498	64,430	0	0	0	0	603,517

Name	State	Base	Students with disability	Aboriginal and Torres Strait Islander	Low English proficiency	Socio educational disadvantage	Location	Size	Special Circumstances Funding	Prescribed Circumstances Funding	Adjustments ¹¹	Previous Legislation	Total Funding
MANSFIELD RUDOLF STEINER SCHOOL AND KINDERGARTEN INC	VIC	693,044	27,228	0	0	54,565	93,438	123,565	0	0	0	0	991,840
Melbourne Girls Grammar - An Anglican School	VIC	2,580,326	60,718	13,488	6,443	70,632	0	0	0	0	0	0	2,731,607
Melbourne Grammar School	VIC	5,861,995	369,999	32,226	2,275	74,104	0	0	0	0	0	0	6,340,599
Melbourne Indigenous Transition School	VIC	187,560	0	225,072	0	51,503	0	49,375	0	22,507	0	0	536,017
Melbourne Montessori School Limited	VIC	864,661	42,001	0	0	35,874	0	114,583	0	0	0	0	1,057,119
Melton Christian Centre Limited	VIC	4,845,992	289,364	0	26,007	477,994	0	0	0	0	0	0	5,639,357
Mentone Girls' Grammar School	VIC	3,508,498	147,900	2,003	3,002	42,104	0	0	0	0	0	0	3,703,507
Mentone Grammar School	VIC	6,665,292	37,349	0	1,584	177,083	0	0	0	0	0	0	6,881,308
Mercy Education Limited	VIC	27,679,838	1,566,405	218,414	41,280	1,671,705	0	0	0	0	0	0	31,177,642
Methodist Ladies' College Limited	VIC	5,212,873	556,921	15,244	9,636	64,746	0	0	0	0	0	0	5,859,420
Mildura Christian College	VIC	507,952	111,975	15,452	2,867	75,818	76,370	129,885	0	0	0	0	920,319
Minaret College Inc	VIC	11,021,233	1,160,082	0	52,534	1,406,612	0	0	0	0	-24,676	0	13,615,785
Mount Hira College	VIC	3,582,968	245,012	0	271,191	1,288,250	0	0	0	0	0	0	5,387,421
Mount Scopus Memorial College Limited	VIC	2,802,508	319,383	0	1,617	32,584	0	0	0	0	0	0	3,156,092
Mountain District Parent Controlled Christian School Association	VIC	1,436,765	211,903	3,065	0	140,409	0	133,605	0	0	0	0	1,925,747
North-Eastern Montessori School Association	VIC	302,387	19,534	0	0	6,317	0	99,950	0	0	0	0	428,188
Northside Christian College Inc.	VIC	1,861,160	425,270	3,266	5,524	126,300	0	141,154	0	0	0	0	2,562,674
ONESCHOOL GLOBAL VIC LTD	VIC	4,348,230	0	0	0	449,499	0	0	0	0	0	0	4,797,729

Name	State	Base	Students with disability	Aboriginal and Torres Strait Islander	Low English proficiency	Socio educational disadvantage	Location	Size	Special Circumstances Funding	Prescribed Circumstances Funding	Adjustments ¹¹	Previous Legislation	Total Funding
Overnewton Anglican Community College Limited	VIC	13,393,725	1,299,175	11,835	32,670	701,077	0	0	0	0	0	0	15,438,482
Oxford College Pty Ltd	VIC	41,083	0	0	16	2,225	0	24,958	0	0	0	0	68,282
PARED VICTORIA LTD	VIC	89,095	0	0	35	5,020	0	111,094	0	0	0	0	205,244
Penleigh and Essendon Grammar School	VIC	13,144,280	206,583	9,350	12,133	242,891	0	0	0	0	0	0	13,615,237
Phillip Island Village School Ltd	VIC	149,258	0	0	0	16,500	16,712	128,185	0	0	0	0	310,655
Plenty Valley Christian Education Limited	VIC	5,164,473	118,557	0	3,727	275,430	0	0	0	0	0	0	5,562,187
Presbyterian Ladies' College	VIC	5,879,028	307,041	9,340	10,337	42,111	0	0	0	0	0	0	6,247,857
Presbil - the Margaret Lytle Memorial School	VIC	452,675	336,860	0	0	52,412	0	135,147	0	0	0	0	977,094
R. Steiner School Co. Ltd.	VIC	2,394,652	2,980	4,961	0	290,041	0	58,522	0	0	0	0	2,751,156
Reachout Enterprises Ltd	VIC	550,392	76,857	0	0	115,106	0	143,624	0	0	0	0	885,979
Red Rock Christian College Inc	VIC	407,629	37,643	0	0	24,706	0	109,142	0	0	0	0	579,120
River City Christian College	VIC	318,209	0	27,259	0	75,302	10,099	117,701	0	0	0	0	548,570
Rossbourne School	VIC	831,892	1,508,955	0	948	101,504	0	135,323	0	0	0	0	2,578,622
Ruyton	VIC	2,146,571	18,603	0	0	56,025	0	0	0	0	0	0	2,221,199
Scotch College Hawthorn	VIC	4,996,682	39,525	17,370	8,207	123,372	0	0	0	0	0	0	5,185,156
Seventh Day Adventist Schools (Victoria) Limited	VIC	16,226,165	969,611	22,746	74,060	1,455,024	166,666	740,098	0	0	0	0	19,654,370
Shelford Girls' Grammar	VIC	1,547,760	230,050	0	3,064	27,037	0	103,909	0	0	0	0	1,911,820
Shepparton Adult and Community Education College Inc	VIC	355,138	83,404	4,403	0	38,761	0	84,991	0	0	-78,261	0	488,436
Shepparton Christian College Ltd	VIC	1,471,455	29,382	15,079	2,305	140,282	0	144,994	0	0	0	0	1,803,497
Sholem Aleichem College	VIC	775,415	239,262	3,188	0	13,455	0	122,421	0	0	0	0	1,153,741
Sirius College	VIC	17,295,658	1,900,333	0	157,775	2,318,721	0	0	0	0	0	0	21,672,487

Name	State	Base	Students with disability	Aboriginal and Torres Strait Islander	Low English proficiency	Socio educational disadvantage	Location	Size	Special Circumstances Funding	Prescribed Circumstances Funding	Adjustments ¹¹	Previous Legislation	Total Funding
Son Centre Christian School Ltd	VIC	301,836	0	1,414	3,354	26,067	66,935	104,344	0	0	0	0	503,950
Sophia Mundi Limited	VIC	502,112	91,946	1,453	0	52,282	0	123,346	0	0	0	0	771,139
Southern Cross Grammar	VIC	2,932,230	209,313	1,625	3,129	95,659	0	0	0	0	0	0	3,241,956
St Catherine's School	VIC	1,390,275	20,787	4,542	1,599	37,850	0	0	0	0	0	0	1,455,053
St John's Greek Orthodox College	VIC	1,525,083	249,381	0	4,113	174,611	0	160,589	0	0	0	0	2,113,777
St Leonard's College	VIC	4,996,115	571,860	6,214	4,889	62,577	0	0	0	0	0	0	5,641,655
St Margaret's School	VIC	6,079,797	152,944	3,694	9,275	148,484	0	0	0	0	0	0	6,394,194
St Mary's Coptic Orthodox College	VIC	5,753,926	91,239	0	91,168	979,468	0	0	0	0	0	0	6,915,801
St Michael's Grammar School	VIC	3,671,122	328,553	8,449	0	80,444	0	0	0	0	0	0	4,088,568
St Paul's Church of England Grammar School Limited	VIC	9,457,355	167,906	9,202	6,770	409,217	0	0	0	0	0	0	10,050,450
St Thomas Aquinas College Limited	VIC	2,186,866	15,217	0	0	256,870	0	147,548	0	0	0	0	2,606,501
Strathcona Baptist Girls Grammar School Ltd	VIC	1,826,082	391,031	0	0	28,576	0	0	0	0	0	0	2,245,689
The Camberwell Grammar School	VIC	4,185,686	19,797	15,309	19,179	61,141	0	0	0	0	0	0	4,301,112
THE CHRISTIAN COMMUNITY COLLEGE-PORTLAND LTD.	VIC	1,727,660	0	1,881	0	236,821	242,714	180,784	0	0	0	0	2,389,860
The Currajong School Ltd	VIC	300,754	559,402	0	0	36,621	0	104,844	0	0	0	0	1,001,621
The Greek Orthodox Community of Oakleigh and District Inc	VIC	3,114,612	712,531	1,600	13,920	298,804	0	0	0	0	0	0	4,141,467
The Islamic Schools of Victoria (Werribee College) Inc	VIC	13,310,936	1,165,824	0	300,530	2,042,755	0	0	0	0	-70,771	0	16,749,274
The Ivanhoe Girls' Grammar School	VIC	4,052,340	56,832	4,118	4,486	55,583	0	0	0	0	0	0	4,173,359
The Ivanhoe Grammar School	VIC	9,357,804	111,270	4,010	10,696	229,045	0	0	0	0	0	0	9,712,825

Name	State	Base	Students with disability	Aboriginal and Torres Strait Islander	Low English proficiency	Socio educational disadvantage	Location	Size	Special Circumstances Funding	Prescribed Circumstances Funding	Adjustments ¹¹	Previous Legislation	Total Funding
The Japanese School of Melbourne	VIC	190,159	23,491	0	0	22,811	0	108,909	0	0	0	0	345,370
The Kilmore International School Limited	VIC	2,229,554	0	6,267	8,575	44,985	0	186,540	0	0	0	0	2,475,921
The King David School Holdings Ltd	VIC	1,686,986	925,043	0	0	21,383	0	0	0	0	0	0	2,633,412
The Knox School Limited	VIC	3,174,982	103,390	1,870	1,275	82,765	0	19,493	0	0	0	0	3,383,775
The Learning Cooperative Ltd	VIC	95,213	0	0	0	3,823	0	93,929	0	0	-3,741	0	189,224
The Presbyterian School of St Andrew Limited	VIC	3,046,797	59,350	3,249	6,185	26,384	0	0	0	0	0	0	3,141,965
The United Vietnamese Buddhist Congregation of South Eastern Melbourne Inc.	VIC	106,962	0	0	5,546	39,178	0	128,185	0	0	0	0	279,871
The Uniting Church In Australia Property Trust (Victoria)	VIC	26,793,998	872,744	868,475	61,642	1,295,996	718,372	307,985	0	84,224	-36,311	0	30,967,125
Tintern Grammar	VIC	3,939,068	302,923	0	1,295	90,520	0	0	0	0	0	0	4,333,806
Toorak College Ltd	VIC	3,460,224	83,092	7,375	5,460	93,438	0	0	0	0	0	0	3,649,589
TOPP Schools Ltd	VIC	381,909	88,422	0	208	29,737	0	128,185	0	0	0	0	628,461
Trinity Grammar School, Kew	VIC	3,412,956	605,120	3,973	5,954	49,136	0	0	0	0	0	0	4,077,139
Trustees of Edmund Rice Education Australia	VIC	16,986,084	2,099,867	151,572	51,601	2,042,958	0	0	0	0	0	0	21,332,082
Trustees of the Christian Brothers	VIC	43,467,894	7,698,434	295,236	59,141	3,594,490	0	184,824	0	0	0	0	55,300,019
Trustees of the Marist Brothers Southern Province	VIC	5,573,851	685,103	353,703	2,354	894,283	719,096	0	0	0	0	0	8,228,390
Victory Christian College Inc	VIC	2,874,383	16,105	13,196	1,197	295,937	0	133,998	0	0	0	0	3,334,816
Villa Maria Society	VIC	384,271	856,925	0	0	18,901	0	132,270	0	0	0	0	1,392,367
Village School Inc	VIC	425,207	85,678	2,967	0	41,407	0	106,464	0	0	0	0	661,723

Name	State	Base	Students with disability	Aboriginal and Torres Strait Islander	Low English proficiency	Socio educational disadvantage	Location	Size	Special Circumstances Funding	Prescribed Circumstances Funding	Adjustments ¹¹	Previous Legislation	Total Funding
Warragul District Parent Controlled Christian School Association Inc	VIC	9,543,561	1,159,809	39,804	9,364	1,188,040	0	0	0	0	0	0	11,940,578
Warrnambool Presbyterian School LTD.	VIC	1,591,207	45,570	4,880	0	122,992	55,024	136,185	0	0	0	0	1,955,858
Waverley Christian College Inc	VIC	10,606,942	435,181	3,245	19,344	197,874	0	0	0	0	0	0	11,262,586
Woodleigh School	VIC	5,373,214	469,737	20,279	7,375	167,682	0	0	0	0	0	0	6,038,287
Worawa Aboriginal College Limited	VIC	499,286	349,934	599,143	11,024	149,807	0	101,545	0	59,914	0	0	1,770,653
Yarra Valley Grammar School	VIC	5,312,445	663,479	9,602	4,511	187,734	0	0	0	0	0	0	6,177,771
Yarralinda School Association Inc	VIC	121,198	0	0	0	21,398	0	105,420	0	0	0	0	248,016
Yavneh College Nominees Pty Ltd	VIC	1,872,132	482,159	0	0	42,720	0	0	0	0	0	0	2,397,011
YESHVAH-BETH RIVKAH SCHOOLS LIMITED	VIC	7,107,544	1,106,904	0	22,507	392,658	0	0	0	0	0	0	8,629,613
Yesodei Hatorah College Inc	VIC	1,124,971	232,494	0	0	20,424	0	148,259	0	0	0	0	1,526,148
AFIC Schools (WA) Limited	WA	5,502,923	0	0	0	385,127	0	0	0	0	0	0	5,888,050
Albany Free Reformed Church Education Association (Inc)	WA	1,412,984	94,635	0	0	172,281	171,448	116,395	0	0	0	0	1,967,743
Al-Hidayah Islamic Education Admin Inc	WA	1,104,315	73,323	1,348	6,463	78,739	0	95,763	0	0	-39,869	0	1,320,082
Alkimos Baptist College Inc.	WA	1,040,786	85,718	5,043	745	81,194	0	92,654	0	0	0	0	1,306,140
All Saints' College Inc.	WA	5,087,163	517,811	22,879	0	72,079	0	0	0	0	0	0	5,699,932
Alta-1 College Ltd	WA	3,589,423	569,544	97,002	0	560,804	0	150,827	0	0	-78,790	0	4,888,810
Armadaale Congregational Church (Inc)	WA	3,995,623	194,614	16,420	7,237	636,185	0	0	0	0	0	0	4,850,079
Association for Christian Education Inc	WA	3,962,655	255,780	0	2,813	106,123	0	0	0	0	0	0	4,327,371
Austin Cove Baptist College Inc.	WA	3,294,175	194,513	11,205	0	417,834	0	0	0	0	0	0	3,917,727

Name	State	Base	Students with disability	Aboriginal and Torres Strait Islander	Low English proficiency	Socio educational disadvantage	Location	Size	Special Circumstances Funding	Prescribed Circumstances Funding	Adjustments ¹¹	Previous Legislation	Total Funding
Australian Association for International Education Incorporated	WA	679,169	0	0	0	2,307	0	124,340	0	0	0	0	805,817
Australian Islamic College Perth Inc	WA	17,781,841	208,175	6,521	481,878	2,970,529	0	0	0	0	0	0	21,448,944
Banksia Montessori School Inc	WA	56,054	0	0	0	8,171	0	73,111	0	0	0	0	137,336
Baris Education and Culture Foundation Limited	WA	871,958	68,388	0	5,044	301,634	0	119,877	0	0	0	0	1,366,901
Beenong School Association	WA	420,142	80,333	7,732	0	47,344	0	95,905	0	0	0	0	651,456
Bethel Christian School Incorporated	WA	2,045,876	225,983	37,466	0	313,608	244,346	102,121	0	0	0	0	2,969,400
Bible Baptist Christian Academy	WA	128,292	12,779	0	0	45,232	0	49,580	0	0	0	0	235,883
Blue Gum Montessori School Inc.	WA	690,919	37,028	1,376	0	5,032	0	96,719	0	0	0	0	831,074
Bold Park Community School Advisory Council Inc	WA	449,929	128,809	0	0	23,076	0	89,697	0	0	0	0	691,511
Carey Baptist College Ltd	WA	8,070,891	488,246	3,279	5,631	533,673	0	110,098	0	0	0	0	9,211,818
Camarvon Christian Parent Controlled School Association Inc	WA	620,963	22,515	19,739	2,001	70,301	397,646	88,214	0	0	0	0	1,221,379
Casa Mia Montessori Community School Inc.	WA	181,943	30,626	0	0	4,610	0	79,996	0	0	0	0	297,175
Catholic Education Commission of W.A.	WA	422,244,201	33,506,173	13,375,061	1,208,441	50,296,189	23,019,320	9,651,916	0	401,527	-2,245,866	0	551,456,963
Christ Church Grammar School Incorporated	WA	3,236,080	986,740	28,677	7,605	39,018	0	0	0	0	0	0	4,298,120
Christian Aboriginal Parent-Directed Schools	WA	1,380,481	25,793	1,355,521	133	618,935	616,597	370,892	0	119,685	-16,518	0	4,471,519
Chrysalis Montessori School INC	WA	398,332	11,272	0	0	8,459	0	88,329	0	0	0	0	506,392
COMET WA LIMITED	WA	938,854	110,291	121,713	1,999	170,496	0	167,131	0	0	0	0	1,510,484
Communicare Inc	WA	835,618	493,703	27,064	0	166,762	0	150,112	0	0	0	0	1,673,259

Name	State	Base	Students with disability	Aboriginal and Torres Strait Islander	Low English proficiency	Socio educational disadvantage	Location	Size	Special Circumstances Funding	Prescribed Circumstances Funding	Adjustments ¹¹	Previous Legislation	Total Funding
Cornerstone Christian College Ltd	WA	3,033,096	73,058	6,578	0	301,648	0	51,593	0	0	0	0	3,465,973
Court Grammar School Inc.	WA	3,573,571	108,119	20,216	0	498,753	0	40,098	0	0	-73,496	0	4,167,261
Divine Mercy College Inc	WA	2,839,111	0	0	1,218	174,690	0	134,506	0	0	0	0	3,149,525
Emmanuel Christian Community School Incorporated	WA	1,810,994	121,604	11,455	36,582	312,613	0	71,524	0	0	0	0	2,364,772
Fairbridge Western Australian Inc	WA	170,668	33,415	9,644	0	39,042	0	33,921	0	0	0	0	286,690
Foundation Christian College Incorporated	WA	3,754,369	141,933	10,795	3,546	379,319	0	5,909	0	0	0	0	4,295,871
Free Reformed School Association (Inc)	WA	5,964,651	215,412	1,617	0	453,078	0	0	0	0	0	0	6,634,758
Fremantle Christian College Incorporated	WA	797,645	78,481	3,021	0	34,902	0	106,434	0	0	0	0	1,020,483
Futures WA Ltd	WA	811,780	541,051	132,816	0	178,669	0	119,957	0	0	0	0	1,784,273
Geraldton Christian Community Schools Association Incorporated	WA	2,913,291	143,608	44,971	0	353,211	400,700	50,778	0	0	0	0	3,906,559
Geraldton Grammar School Incorporated	WA	3,720,021	30,021	10,213	3,107	303,044	525,239	0	0	0	0	0	4,591,645
Golden Hill Steiner School Inc	WA	583,181	39,254	3,116	0	45,766	113,935	102,534	0	0	0	0	887,786
Goldfields Baptist College Incorporated	WA	1,320,055	62,496	28,825	1,421	172,449	319,832	109,057	0	0	0	0	2,014,135
Governors of Hale School	WA	4,858,625	369,132	38,811	5,108	86,620	0	0	0	0	0	0	5,358,296
Grace Christian School Ltd	WA	3,850,757	117,621	13,555	1,277	374,724	0	0	0	0	0	0	4,357,934
Great Southern Grammar School Incorporated	WA	5,319,444	381,595	39,326	0	370,729	854,017	0	0	0	0	0	6,965,111
Guildford Grammar School Inc	WA	6,037,261	603,426	83,046	2,349	229,921	0	0	0	0	0	0	6,956,003
H & S Hoffman & G Korsunski Carmel School Inc	WA	2,132,755	171,997	0	0	32,524	0	20,893	0	0	0	0	2,358,169

Name	State	Base	Students with disability	Aboriginal and Torres Strait Islander	Low English proficiency	Socio educational disadvantage	Location	Size	Special Circumstances Funding	Prescribed Circumstances Funding	Adjustments ¹¹	Previous Legislation	Total Funding
Helena College Council Inc	WA	4,138,731	15,940	3,473	1,289	184,081	0	0	0	0	0	0	4,343,514
Heritage College Perth (Inc.)	WA	613,579	27,522	5,098	2,720	62,348	0	118,168	0	0	0	0	829,435
HillSide Christian College Incorporated	WA	1,679,616	144,007	24,624	0	251,130	0	113,731	0	0	0	0	2,213,108
Hope Christian College Inc	WA	1,912,918	0	6,869	0	233,277	0	130,949	0	0	0	0	2,284,013
Immaculate Heart College LTD	WA	623,853	44,888	7,915	0	109,002	2,918	117,249	0	0	0	0	905,825
Jarlmadangh Burru Aboriginal Corporation	WA	128,652	0	141,783	7,056	51,461	172,838	92,256	0	0	0	0	594,046
Kadlina Community Incorporated	WA	134,211	0	161,053	10,840	65,400	176,989	90,052	0	0	-1,404	0	637,141
Karalundi Aboriginal Education Community Inc	WA	228,920	0	274,705	0	112,661	238,820	77,888	0	0	0	0	932,993
Kerry Street Community School Inc	WA	312,720	40,335	5,665	0	25,358	0	105,358	0	0	0	0	489,436
Kids Open Learning School Inc	WA	147,492	0	0	0	10,484	0	50,973	0	0	0	0	208,949
Kingsway Christian Education Association Inc	WA	7,948,666	323,952	3,511	22,805	253,270	0	0	0	0	0	0	8,552,204
Leaning Tree Steiner School Inc	WA	454,261	91,568	7,189	0	54,222	72,050	102,507	0	0	0	0	781,797
Mandurah Baptist College Inc	WA	8,057,131	308,220	17,284	0	732,138	0	0	0	0	0	0	9,114,773
Margaret River Independent School	WA	602,485	24,973	8,375	0	44,507	49,877	97,845	0	0	-1,767	0	826,295
Mazenod College Limited	WA	5,741,770	495,049	0	1,531	509,833	0	0	0	0	0	0	6,748,183
Methodist Ladies' College	WA	2,523,754	191,513	14,102	0	68,207	0	0	0	0	0	0	2,797,576
Nollamara Baptist Church of Nollamara WA	WA	98,985	0	0	0	13,173	0	34,264	0	0	0	0	146,422
Nomads Charitable & Educational Foundation	WA	436,422	395,973	523,706	19,093	141,624	387,211	87,118	0	0	0	0	1,991,147
OneSchool Global WA Ltd	WA	1,843,512	85,383	0	0	339,309	0	129,367	0	0	0	0	2,397,571

Name	State	Base	Students with disability	Aboriginal and Torres Strait Islander	Low English proficiency	Socio educational disadvantage	Location	Size	Special Circumstances Funding	Prescribed Circumstances Funding	Adjustments ¹¹	Previous Legislation	Total Funding
Parklands School Association Incorporated	WA	665,113	51,870	4,775	0	32,581	85,464	101,617	0	0	0	0	941,420
Parnngurr Community School Aboriginal Corp	WA	201,496	10,708	217,122	0	18,654	234,243	91,307	0	0	0	0	773,530
Penrhos College	WA	4,528,965	197,040	14,609	71,085	358,811	0	0	0	0	0	0	5,170,510
Perth College Inc	WA	5,127,985	153,247	42,060	5,322	106,337	0	0	0	0	0	0	5,434,951
Perth Montessori School Inc	WA	404,930	77,084	2,596	0	8,277	0	92,991	0	0	0	0	585,878
Port School Inc	WA	736,133	420,252	81,544	574	172,291	0	129,242	0	0	0	0	1,540,036
Presbyterian Ladies' College Inc	WA	2,725,716	40,453	63,272	112,320	147,618	0	0	0	0	0	0	3,089,379
Pumulu Aboriginal Corporation	WA	160,484	0	192,581	2,293	79,280	217,539	112,875	0	0	0	0	765,052
Quinn Baptist College Inc	WA	5,402,342	141,927	3,433	5,785	425,419	0	0	0	0	0	0	5,978,906
Rawa Community School Aboriginal Corporation	WA	318,868	0	382,642	19,623	136,565	331,378	95,355	0	0	0	0	1,284,431
Regent College	WA	1,014,641	38,382	0	3,786	23,958	0	100,256	0	0	0	0	1,181,023
Riverlands Montessori School Inc	WA	560,321	0	0	0	23,786	0	100,876	0	0	0	0	684,983
Rockingham Montessori School Inc	WA	1,066,484	74,356	5,252	0	94,833	0	125,376	0	0	0	0	1,366,300
Scotch College	WA	3,975,304	326,896	80,755	0	83,176	0	0	0	0	0	0	4,466,131
Servite College Council Inc	WA	6,792,629	703,304	9,684	74,389	1,180,075	0	0	0	0	0	0	8,760,081
Seventh-Day Adventist Schools (Western Australia) Ltd	WA	3,600,798	178,829	113,410	5,937	344,392	217,325	526,748	0	0	0	0	4,987,439
SMYL Community College	WA	712,656	402,860	23,659	634	166,566	0	123,893	0	0	0	0	1,430,268
South Coast Baptist College Incorporated	WA	5,456,880	226,288	11,872	3,431	522,869	0	0	0	0	0	0	6,221,340
South West Learning Community Association Inc	WA	285,683	27,051	1,616	0	22,274	0	106,235	0	0	0	0	442,859
Sowilo Community Inc.	WA	490,020	346,403	7,037	0	43,387	0	90,481	0	0	-23,700	0	953,628

Name	State	Base	Students with disability	Aboriginal and Torres Strait Islander	Low English proficiency	Socio educational disadvantage	Location	Size	Special Circumstances Funding	Prescribed Circumstances Funding	Adjustments ¹¹	Previous Legislation	Total Funding
Spirit of Play Community School Inc	WA	311,453	0	0	0	34,651	66,790	122,420	0	0	0	0	535,314
St Andrews Grammar Incorporated	WA	2,349,626	98,064	0	24,571	225,531	0	59,072	0	0	0	0	2,756,864
St Hilda's Anglican School for Girls (Inc)	WA	3,428,105	75,890	14,708	4,408	54,514	0	0	0	0	0	0	3,577,625
St Mary's Anglican Girls School Inc	WA	5,350,172	99,760	14,719	1,473	99,191	0	0	0	0	0	0	5,565,315
St Stephen's School	WA	13,503,943	1,107,693	15,896	2,658	627,347	0	0	0	0	0	0	15,257,537
Swan Christian Education Association Inc.	WA	20,925,015	1,323,166	85,026	14,775	2,580,138	0	327,450	0	0	0	0	25,255,570
Telethon Speech & Hearing	WA	365,332	643,176	0	0	30,710	0	72,980	0	0	0	0	1,112,198
The Anglican Schools Commission (Inc.)	WA	85,583,152	4,195,022	133,733	117,944	6,481,050	959,504	614,254	0	0	-4,403,840	0	93,680,819
The Beehive Montessori School Inc	WA	870,071	70,311	0	0	7,040	0	141,082	0	0	0	0	1,088,504
The Bunbury Cathedral Grammar School Inc	WA	5,433,515	272,863	14,454	0	171,333	0	0	0	0	0	0	5,892,165
The Japanese School Council In Perth Limited	WA	134,867	0	0	0	3,525	0	104,170	0	0	-3,899	0	238,664
The King's Educational Ministries Inc	WA	2,479,347	119,406	24,761	1,480	299,592	0	109,142	0	0	0	0	3,033,728
The Lake Joondalup Baptist College Inc.	WA	7,823,684	499,470	5,251	2,623	365,730	0	0	0	0	0	0	8,696,758
The Lance Holt Schools Council Inc	WA	413,665	36,027	0	0	2,783	0	94,105	0	0	0	0	546,580
The Margaret River Montessori School (Inc)	WA	615,339	0	0	0	13,018	6,323	110,068	0	0	0	0	744,748
The Moerlina School Inc	WA	50,905	43,230	0	0	0	0	94,101	0	0	-11,590	0	176,646
The Montessori School, Kingsley, Inc	WA	580,313	0	0	1,149	31,892	0	115,651	0	0	0	0	729,005
The Perth Waldorf School Association Incorporated	WA	2,459,105	15,717	3,460	1,364	93,813	0	81,200	0	0	0	0	2,654,659

Name	State	Base	Students with disability	Aboriginal and Torres Strait Islander	Low English proficiency	Socio educational disadvantage	Location	Size	Special Circumstances Funding	Prescribed Circumstances Funding	Adjustments ¹¹	Previous Legislation	Total Funding
The Quintilian School Inc.	WA	339,074	104,532	0	0	3,668	0	136,523	0	0	0	0	583,797
The Silver Tree Steiner School Incorporated	WA	725,652	11,696	2,697	0	93,173	0	91,655	0	0	-26,932	0	897,941
Thornlie Christian College (Inc)	WA	5,358,551	255,999	7,046	5,058	398,975	0	0	0	0	0	0	6,025,629
Tranby College (INC)	WA	5,678,110	183,782	1,656	0	430,753	0	0	0	0	0	0	6,294,301
Village School Association Inc	WA	708,228	35,579	2,755	0	53,797	0	92,934	0	0	-31,251	0	862,042
Wesley College	WA	5,203,581	600,509	87,050	3,869	108,610	0	0	0	0	0	0	6,003,619
West Coast Steiner School INC	WA	778,000	24,129	2,769	0	31,675	0	94,540	0	0	0	0	931,113
Winthrop Baptist College Inc.	WA	5,824,873	566,744	11,370	5,507	453,535	0	0	0	0	0	0	6,862,029
Woodbury Boston Primary School Inc.	WA	364,137	65,332	7,945	0	47,974	76,192	85,326	0	0	0	0	646,906
Yakanarra (Aboriginal Corporation)	WA	282,088	21,416	338,506	27,283	140,650	287,479	90,583	0	0	0	0	1,188,005
Yallingup Steiner School	WA	414,422	0	1,428	446	28,301	14,409	97,257	0	0	0	0	556,263
Yiyili Aboriginal Community School	WA	342,327	10,792	385,657	17,116	138,403	340,391	89,532	0	0	0	0	1,324,218
Yunggora Association Incorporated	WA	470,564	10,674	564,676	1,449	194,519	438,269	90,027	0	0	0	0	1,770,178
TOTAL		7,988,524,656	833,905,133	113,211,451	20,416,082	769,791,887	196,769,168	160,200,808	1,213,360	2,291,744	-13,809,398	0	10,072,514,897

Source: DESE (totals may not equal due to rounding as figures have been rounded to the nearest dollar)

Table B13: Financial assistance to Block Grant Authorities in 2016 (\$, exclusive of GST)

Name	State	Capital Funding	Total Funding
ACT Block Grant Authority Inc	ACT	3,046,824	3,046,824
Association of Independent Schools of NSW BGA Limited	NSW	15,253,492	15,253,492
Catholic Schools NSW Limited	NSW	29,099,291	29,099,291
Northern Territory Block Grant Authority	NT	1,187,356	1,187,356
Queensland Independent Schools Block Grant Authority Limited	QLD	11,443,013	11,443,013
The Corporation of the Roman Catholic Bishops of Queensland trading as Queensland Catholic Education Commission	QLD	15,850,444	15,850,444
SA Independent Schools Block Grant Authority	SA	4,956,863	4,956,863
South Australian Commission for Catholic Schools Incorporated	SA	5,803,543	5,803,543
Catholic Education Centre	TAS	1,816,866	1,816,866
Independent Schools Block Grant Authority of Tasmania Pty Ltd	TAS	1,074,111	1,074,111
Catholic Capital Grants (Victoria) Ltd	VIC	23,657,821	23,657,821
Victorian Independent Schools BGA Limited	VIC	12,494,212	12,494,212
AISSWA Capital Grant Association Inc	WA	6,263,545	6,263,545
Catholic Education Western Australia Limited	WA	8,063,619	8,063,619
TOTAL		140,011,000	140,011,000

Source: DESE (totals may not equal due to rounding as figures have been rounded to the nearest dollar)

Table B14: Financial assistance to Non-Government Representative Bodies in 2016 (\$, exclusive of GST)

Name	State	Non-Government Reform Support	ACT Adjustment Assistance	Choice and Affordability	Total Funding
Association of Independent Schools of the ACT Inc	ACT	784,219	2,500,000	0	3,284,219
Catholic Education Office	ACT	324,938	0	0	324,938
Association of Independent Schools of New South Wales	NSW	7,485,668	0	0	7,485,668
Catholic Education Commission NSW	NSW	4,594,418	0	0	4,594,418
Association of Independent Schools of the Northern Territory	NT	510,933	0	0	510,933
Catholic Church of the Diocese of Darwin Property Trust Inc	NT	86,032	0	0	86,032
Corporation of the Roman Catholic Bishops of Queensland	QLD	2,567,447	0	0	2,567,447
Independent Schools Queensland	QLD	4,833,513	0	0	4,833,513
Association of Independent Schools of South Australia	SA	2,093,598	0	0	2,093,598
South Australian Commission for Catholic Schools Inc	SA	898,993	0	0	898,993
Association of Independent Schools Tasmania	TAS	640,380	0	0	640,380
Catholic Education Centre	TAS	271,789	0	0	271,789
Catholic Education Commission of Victoria Limited	VIC	3,670,155	0	0	3,670,155
Independent Schools Victoria	VIC	5,444,491	0	0	5,444,491
Association of Independent Schools of Western Australia Inc	WA	3,207,197	0	0	3,207,197
Catholic Education Commission of WA.	WA	1,252,891	0	0	1,252,891
TOTAL		38,666,662	2,500,000	0	41,166,662

Source: DESE (totals may not equal due to rounding as figures have been rounded to the nearest dollar)

Table B15: Special and Prescribed Circumstances financial assistance to Approved Authorities in 2016 (\$, exclusive of GST)

Name	State	Circumstances	Special Funding	Indigenous Boarding Initiative	Additional funding for students with disability	ACT Adjustment for assistance	Transition Assistance for low-growth government schools in 2018	Transition Assistance for system weighted average SES schools in 2018	Additional support for Northern Territory government schools	Additional assistance of system weighted benefit schools for 2019	Adjustment funding for low-growth non-government schools in 2019	Additional Assistance for 2016 census data arrangements	Local Schools Community Fund	Total Funding
ACT Department of Education & Training	ACT		0	0	7,287	0	0	0	0	0	0	0	0	7,287
Trustees for Catholic Education Office Archdiocese of Canberra & Goulburn	ACT		0	0	128,085	0	0	0	0	0	0	0	0	128,085
NSW State Education Department	NSW		0	0	11,028,143	0	0	0	0	0	0	0	0	11,028,143
Department of Education	NT		0	0	568,933	0	0	0	0	0	0	0	0	568,933
Haileybury Rendall School	NT	1,213,360	90,061	0	0	0	0	0	0	0	0	0	0	1,303,421
NT Christian Schools	NT	0	106,789	0	0	0	0	0	0	0	0	0	0	106,789
Tiwi Education Board Incorporated	NT	0	66,943	0	0	0	0	0	0	0	0	0	0	66,943
Uniting Church In Australia Property Trust (NT)	NT	0	28,024	0	0	0	0	0	0	0	0	0	0	28,024
Cape York Girl Academy Limited	QLD	0	22,552	0	0	0	0	0	0	0	0	0	0	22,552
The Corporation of the Roman Catholic Bishops of Queensland	QLD	0	426,670	0	0	0	0	0	0	0	0	0	0	426,670
Department of Education and the Arts	QLD	0	0	11,120,035	0	0	0	0	0	0	0	0	0	11,120,035
Djaragun College Limited	QLD	0	254,702	0	0	0	0	0	0	0	0	0	0	254,702
Lutheran Church of Australia Queensland District	QLD	0	20,287	0	0	0	0	0	0	0	0	0	0	20,287
TEC-NQ Limited	QLD	0	15,431	0	0	0	0	0	0	0	0	0	0	15,431
The Uniting Church In Australia Property Trust (Q)	QLD	0	239,425	0	0	0	0	0	0	0	0	0	0	239,425
Lutheran Education South Australia Northern Territory and Western Australia Incorporated	SA	0	204,918	0	0	0	0	0	0	0	0	0	0	204,918
Department of Education and Early Childhood Development	VIC	0	0	19,679,203	0	0	0	0	0	0	0	0	0	19,679,203
Melbourne Indigenous Transition School	VIC	0	22,507	0	0	0	0	0	0	0	0	0	0	22,507

Name	State	Special Circumstances Funding	Indigenous Boarding Initiative	Additional funding for students with disability	ACT Adjustment assistance	Transition Assistance for low-growth government schools in 2018	Transition Assistance for system weighted average SES schools in 2018	Additional support for Northern Territory government schools	Additional assistance of system weighted benefit schools for 2019	Adjustment funding for low-growth non-government schools in 2019	Additional Assistance for 2016 census data arrangements	Local Schools Community Fund	Total Funding
The Uniting Church In Australia Property Trust (Victoria)	VIC	0	84,224	0	0	0	0	0	0	0	0	0	84,224
Worawa Aboriginal College Limited	VIC	0	59,914	0	0	0	0	0	0	0	0	0	59,914
Catholic Education Commission of WA.	WA	0	278,454	123,073	0	0	0	0	0	0	0	0	401,527
Christian Aboriginal Parent-Directed Schools	WA	0	119,685	0	0	0	0	0	0	0	0	0	119,685
Department of Education	WA	0	0	1,829,473	0	0	0	0	0	0	0	0	1,829,473
TOTAL		1,213,360	2,040,586	44,484,232	0	0	0	0	0	0	0	0	47,738,178

Source: DESE (totals may not equal due to rounding as figures have been rounded to the nearest dollar)

Table B16: Financial assistance to state and territory governments in 2017 (\$, exclusive of GST)

State	Base	Students with disability	Aboriginal and Torres Strait Islander	Low English proficiency	Socio educational disadvantage	Location	Size	Special Circumstances Funding	Prescribed Circumstances Funding	Adjustments ¹²	Previous Legislation	Total Funding
ACT	75,603,985	8,951,039	821,792	78,347	4,542,293	2,150	1,024,602	0	53,996	-32,750	0	91,045,455
NSW	1,605,038,043	185,521,744	53,511,720	7,195,704	264,765,203	33,641,249	44,502,513	0	8,523,473	-8,018,492	0	2,194,681,157
NT	95,753,630	30,964,450	31,969,524	1,201,246	19,850,466	31,913,804	5,572,787	0	687,446	-9,503,471	0	208,409,881
QLD	1,124,323,946	140,765,403	46,796,884	1,673,646	173,944,457	50,589,705	20,920,449	0	13,934,620	-6,264,210	0	1,566,684,899
SA	310,150,385	55,117,431	8,408,342	632,642	49,472,618	14,890,734	8,607,694	0	0	-1,972,719	0	445,307,127
TAS	121,608,015	17,553,696	3,962,907	86,764	24,718,497	11,824,577	3,849,740	0	0	-766,430	0	182,837,766
VIC	1,166,131,818	149,413,837	6,682,005	6,233,432	174,025,836	11,881,771	25,672,634	0	25,559,375	-5,344,685	0	1,560,256,023
WA	456,606,068	47,813,429	17,419,261	982,853	63,727,924	26,942,051	11,246,051	0	2,450,285	-2,997,357	0	624,190,565
TOTAL	4,955,215,890	636,101,029	169,572,435	18,084,634	775,047,294	181,686,041	121,396,470	0	51,209,195	-34,900,114	0	6,873,412,873

Source: DESE (totals may not equal due to rounding as figures have been rounded to the nearest dollar)

¹² Any payment adjustments to funding that have occurred for AAs are also reported. Payment adjustments are a result of changes to previous year/s entitlements due to changes in enrolment or other factors that determine the annual funding calculated for a school. Note that payment adjustments can apply to recurrent funding as well as special/prescribed circumstances funding.

Table B17: Total funding paid to approved authorities of non-government schools in 2017 (\$, exclusive of GST)

Name	State	Base	Students with disability	Aboriginal and Torres Strait Islander	Low English proficiency	Socio educational disadvantage	Location	Size	Special Circumstances Funding	Prescribed Circumstances Funding	Adjustments ¹³	Previous Legislation	Total Funding
AFC Schools (ACT) Limited	ACT	850,058	13,476	0	0	96,211	0	119,260	0	0	-39,598	0	1,039,407
Best-Practice Education Group Limited	ACT	319,667	111,927	0	0	4,755	0	129,186	0	17,531	0	0	583,066
Brindabella Christian Education Limited	ACT	5,577,980	752,043	29,441	11,617	155,192	0	0	0	22,890	0	0	6,549,163
Burgmann Anglican School	ACT	8,652,433	819,968	46,241	0	210,770	0	0	0	6,261	0	0	9,735,673
Canberra Girls Grammar School	ACT	2,903,624	307,734	10,525	48,926	789,804	0	0	0	29,677	0	0	4,090,290
Canberra Grammar School	ACT	4,554,239	415,239	27,021	4,554	51,065	0	0	0	24,318	0	0	5,076,436
Canberra Muslim Youth Incorporated	ACT	294,995	14,516	0	167	23,965	0	126,251	0	0	0	0	459,894
Canberra Rudolf Steiner School Association Incorporated	ACT	3,240,205	340,458	25,444	0	138,465	0	0	0	16,279	-13,055	0	3,747,796
Communitites@Work Ltd	ACT	322,666	364,383	21,813	10,755	139,069	0	75,603	0	36,640	0	0	970,929
Covenant College Tuggeranong ACT Association Incorporated	ACT	591,263	65,626	3,822	0	20,096	0	157,933	0	5,009	0	0	843,749
Daramalan College	ACT	9,408,846	940,206	41,878	14,204	832,683	0	0	0	12,697	0	0	11,250,514
Emmaus Christian School Canberra Limited	ACT	1,576,558	113,156	10,447	4,418	75,987	0	214,920	0	3,757	0	0	1,999,243
Radford College Limited	ACT	7,132,098	541,392	40,027	8,346	89,424	0	0	0	5,009	0	0	7,816,296
Seventh-day Adventist Schools (South New South Wales) Limited	ACT	2,045,824	133,199	115,042	0	312,191	109,612	365,041	0	6,261	0	0	3,087,170
The Canberra Montessori Society INC	ACT	338,453	14,103	1,601	0	9,591	0	122,655	0	2,504	0	0	488,907
The Trustees of the Marist Brothers	ACT	9,619,489	1,927,515	62,549	0	403,965	0	0	0	65,090	0	0	12,078,608

¹³ Any payment adjustments to funding that have occurred for AAs are also reported. Payment adjustments are a result of changes to previous year/s entitlements due to changes in enrolment or other factors that determine the annual funding calculated for a school. Note that payment adjustments can apply to recurrent funding as well as special/prescribed circumstances funding.

Name	State	Base	Students with disability	Aboriginal and Torres Strait Islander	Low English proficiency	Socio educational disadvantage	Location	Size	Special Circumstances Funding	Prescribed Circumstances Funding	Adjustments ¹³	Previous Legislation	Total Funding
Trinity Christian School Incorporated	ACT	4,903,818	1,487,983	32,242	9,020	212,008	0	0	0	133,360	0	0	6,778,431
Trustees for Catholic Education Office Archdiocese of Canberra & Goulburn	ACT	99,995,622	8,887,694	660,753	53,752	5,104,937	0	984,006	0	0	-4,877,763	0	110,809,001
Al Amanah College Ltd	NSW	6,739,202	290,496	0	122,953	841,158	0	0	0	0	0	0	7,993,809
Al Faisal College Limited	NSW	23,759,793	14,997	0	308,099	2,640,866	0	10,476	0	0	-25,745	0	26,708,485
Al Sadiq College Incorporated	NSW	3,953,909	1,327,532	2,815	43,141	1,332,054	0	0	0	14,446	0	0	6,673,897
Al Zahra College Limited	NSW	2,404,539	388,287	0	54,537	659,202	0	47,161	0	6,191	0	0	3,559,917
Al-Hikma College Ltd	NSW	2,222,164	0	0	45,580	336,951	0	40	0	0	0	0	2,604,734
All Saints' College Bathurst Council	NSW	2,664,845	208,661	13,118	1,127	70,868	0	162,957	0	2,064	0	0	3,123,640
Al-Noori Muslim School LTD	NSW	13,914,187	32,129	0	38,496	715,829	0	0	0	0	0	0	14,700,641
Alpha Omega Senior College Ltd	NSW	2,212,085	0	0	38,589	195,527	0	190,453	0	0	0	0	2,636,654
Amity College Australia Limited	NSW	13,206,391	425,319	0	71,126	1,163,773	0	0	0	4,127	0	0	14,870,736
Ananda Marga Pracaraka Samgha LTD	NSW	267,912	103,668	0	0	6,597	0	112,707	0	12,671	0	0	503,555
Anglican Schools Corporation	NSW	84,173,010	6,424,755	515,032	60,964	5,881,423	415,694	283,555	0	96,664	-285,846	0	97,565,252
Arden Anglican School Council	NSW	2,009,782	733,740	0	39,922	108,260	0	0	0	0	0	0	2,891,704
Arkana College Limited	NSW	1,214,514	13,028	6,139	3,858	73,339	0	108,792	0	0	0	0	1,419,670
Armenian General Benevolent Union School Inc	NSW	211,759	13,203	0	2,602	37,235	0	114,834	0	0	0	0	379,633
Ascham School Ltd	NSW	2,648,159	43,132	14,279	0	26,217	0	0	0	0	0	0	2,731,787
Assyrian Christian Schools Limited	NSW	11,464,852	851,583	0	202,418	2,574,180	0	0	0	0	-13,564	0	15,079,469
Australian Christian College - Darling Downs Ltd	NSW	258,322	0	0	0	41,047	0	123,035	0	0	-54,105	0	368,299

Name	State	Base	Students with disability	Aboriginal and Torres Strait Islander	Low English proficiency	Socio educational disadvantage	Location	Size	Special Circumstances Funding	Prescribed Circumstances Funding	Adjustments ¹³	Previous Legislation	Total Funding
Australian Christian College - Hume Ltd	NSW	292,512	0	3,726	0	52,509	9,904	122,277	0	0	0	0	480,928
Australian Christian College - Marsden Park Ltd	NSW	3,210,927	306,913	54,584	17,786	389,850	0	21	0	0	0	0	3,980,081
Australian Christian College - Singleton Ltd	NSW	624,908	161,948	10,333	0	72,634	0	118,849	0	34,753	0	0	1,023,425
Australian Christian College - Southlands Ltd	NSW	955,427	310,536	9,062	635	160,382	183,606	85,644	0	21,337	0	0	1,726,629
Australian International Academy of Education Limited	NSW	3,389,261	0	0	29,954	214,720	0	63,306	0	0	0	0	3,697,241
Australian Islamic College of Sydney	NSW	8,280,539	15,445	0	82,254	947,292	0	0	0	4,416	0	0	9,329,946
Australian Performing Arts Grammar School Limited	NSW	609,697	0	4,072	0	27,197	0	176,561	0	0	0	0	817,527
Autism Spectrum Australia (ASPECT)	NSW	4,111,054	9,167,654	30,634	2,834	297,928	0	565,945	0	0	0	0	14,176,049
Avalon Montessori Association	NSW	156,692	0	0	0	1,584	0	112,362	0	0	0	0	270,638
Ballina Christian Education Association Ltd	NSW	1,439,708	166,139	30,816	1,567	182,920	0	143,323	0	2,064	0	0	1,966,537
Bellfield Group Limited	NSW	3,797,120	14,897	0	15,325	769,339	0	0	0	8,255	0	0	4,604,936
Belmont Christian College Limited	NSW	4,735,326	268,816	28,303	3,197	395,616	0	0	0	2,064	0	0	5,433,322
Berakah Christian Education LTD	NSW	3,580,927	345,481	93,507	1,233	345,128	352,247	0	0	4,127	0	0	4,722,650
Berowra Christian Community School Limited	NSW	242,500	59,638	0	807	17,815	0	103,740	0	10,318	0	0	434,818
Bethel Christian School Limited	NSW	2,037,738	303,910	6,652	15,577	319,989	0	140,664	0	215,078	0	0	3,039,608
Biala Support Services Ltd	NSW	146,828	327,427	12,490	0	63,283	0	44,845	0	47,135	0	0	642,008
Bishop Druitt College Incorporated	NSW	7,774,223	486,957	87,129	28,924	331,261	591,214	0	0	6,191	0	0	9,305,899
Bishop Tyrrell Anglican College	NSW	4,814,065	704,377	17,220	0	258,526	0	0	0	28,892	0	0	5,823,080

Name	State	Base	Students with disability	Aboriginal and Torres Strait Islander	Low English proficiency	Socio educational disadvantage	Location	Size	Special Circumstances Funding	Prescribed Circumstances Funding	Adjustments ¹³	Previous Legislation	Total Funding
Blacktown Youth College Incorporated	NSW	710,156	333,699	121,966	0	306,077	0	140,315	0	10,318	0	0	1,622,531
Blue Mountains Christian Education Association Limited	NSW	1,134,567	397,722	9,896	1,157	168,106	0	129,044	0	8,255	0	0	1,848,747
Blue Mountains Grammar School LTD	NSW	3,378,605	588,475	1,724	3,994	56,498	0	0	0	16,510	0	0	4,045,806
Blue Mountains Waldorf School Limited	NSW	417,914	0	10,512	0	148,75	0	103,061	0	0	0	0	546,362
Boys' Town Engadine	NSW	426,856	536,454	14,219	0	183,974	0	94,608	0	0	0	0	1,256,111
Brightwaters Christian College Limited	NSW	140,364	0	3,322	0	31,267	0	97,040	0	2,064	0	0	274,057
Brigantine College, St Ives	NSW	4,486,153	1,233,659	0	2,340	162,377	0	0	0	0	0	0	5,884,529
Byron Community Primary School INC	NSW	596,854	0	0	1,329	17,111	0	111,962	0	2,064	0	0	729,320
Calrossy Anglican School	NSW	6,507,769	418,261	88,916	0	397,027	480,966	0	0	12,382	0	0	7,905,321
Cameragal Montessori School	NSW	42,202	0	0	0	0	0	97,532	0	0	0	0	139,734
Campbelltown Anglican Schools Council	NSW	9,226,464	1,023,371	33,051	6,346	421,429	0	0	0	53,656	0	0	10,764,317
Cape Byron Rudolf Steiner School Limited	NSW	2,580,989	77,694	7,044	1,391	133,103	0	119,329	0	0	0	0	2,919,550
Catholic Education Commission NSW	NSW	1,480,041,763	192,618,433	16,865,607	3,030,048	162,831,914	27,947,813	31,059,127	0	0	-253,252	0	1,914,141,453
Cedars Christian College Ltd	NSW	3,679,311	394,571	13,601	9,273	314,984	0	0	0	20,926	0	0	4,432,666
Central Coast Grammar School Ltd	NSW	7,541,482	688,456	14,551	1,435	107,914	0	0	0	10,318	0	0	8,364,156
Central Coast Sports College Ltd	NSW	3,438,504	36,632	67,807	0	438,578	0	139,089	0	0	0	0	4,120,610
Central Coast Steiner School Limited	NSW	1,674,289	155,255	14,009	0	122,073	0	133,123	0	16,510	0	0	2,115,259
Cessnock Christian School Limited	NSW	7,895,174	710,929	159,906	0	1,113,908	0	0	0	18,573	0	0	9,898,490

Name	State	Base	Students with disability	Aboriginal and Torres Strait Islander	Low English proficiency	Socio educational disadvantage	Location	Size	Special Circumstances Funding	Prescribed Circumstances Funding	Adjustments ¹³	Previous Legislation	Total Funding
Chevalier College Limited	NSW	7,520,265	521,782	46,929	2,593	627,765	0	0	0	2,064	0	0	8,721,398
Christadelphian Heritage College Incorporated	NSW	1,386,706	200,293	7,270	1,587	201,312	0	151,859	0	10,318	0	0	1,959,345
Christadelphian Heritage College Sydney Ltd	NSW	1,411,767	232,490	5,004	20,395	262,721	0	142,891	0	16,798	0	0	2,092,066
Christian Community School Limited	NSW	4,477,211	662,024	5,087	59,223	481,906	0	0	0	10,318	0	0	5,695,769
Christian Education Foundation Limited	NSW	4,431,682	637,104	38,920	3,651	421,190	0	0	0	23,567	0	0	5,556,114
Chrysalis School for Rudolf Steiner Education LTD	NSW	1,114,125	295,975	4,107	0	76,152	285,536	107,593	0	27,984	0	0	1,911,472
Clarence Valley Anglican School Council	NSW	2,164,155	414,677	32,229	1,899	236,575	169,290	143,837	0	23,278	0	0	3,185,940
CO.AS.IT. Italian Association of Assistance	NSW	350,491	33,735	1,269	0	6,874	0	97,804	0	0	0	0	490,173
Coffs Coast Education & Training Organisation	NSW	547,299	388,682	32,567	0	235,886	44,180	132,398	0	0	0	0	1,381,012
Coffs Harbour Bible Church Incorporated	NSW	156,253	24,840	0	0	18,671	17,664	98,136	0	2,064	0	0	317,628
Coffs Harbour Christian Community School LTD	NSW	6,677,555	300,350	39,989	12,465	711,683	614,759	0	0	54,234	0	0	8,411,035
Condell Park Christian School Inc	NSW	596,016	101,178	0	1,609	49,957	0	134,804	0	4,127	0	0	887,691
Coogee Boys Preparatory School Pty Ltd	NSW	533,968	11,967	0	0	17,602	0	104,078	0	2,064	0	0	669,679
Coptic Orthodox Church (NSW) Property Trust	NSW	4,318,071	312,879	0	6,267	89,338	0	0	0	0	0	0	4,726,555
Cornerstone Community	NSW	196,424	24,031	5,586	0	25,940	34,215	104,507	0	4,127	0	0	394,830
Council of Newington College	NSW	6,926,382	793,328	6,407	194,569	559,689	0	0	0	35,083	0	0	8,515,458
Covenant Christian School Association Ltd	NSW	5,336,717	250,362	18,559	6,976	206,533	0	0	0	0	0	0	5,819,147
Granbrook School	NSW	2,858,156	416,806	12,484	3,001	51,103	0	0	0	0	0	0	3,341,550

Name	State	Base	Students with disability	Aboriginal and Torres Strait Islander	Low English proficiency	Socio educational disadvantage	Location	Size	Special Circumstances Funding	Prescribed Circumstances Funding	Adjustments ¹³	Previous Legislation	Total Funding
Curumbena Ltd	NSW	174,594	31,838	3,759	0	49,529	0	138,455	0	0	0	0	398,175
Currawah Aboriginal Education Centre Aboriginal Corporation	NSW	139,312	0	167,175	0	60,044	240,781	195,850	0	0	0	0	803,162
Deniliquin Christian School Incorporated	NSW	371,449	41,124	10,660	0	51,165	48,336	128,639	0	2,064	0	0	653,437
Eagle Arts and Vocational College Incorporated	NSW	789,082	132,092	248,482	0	340,094	0	158,181	0	0	0	0	1,667,931
Eastern Suburbs Montessori Association Limited	NSW	213,154	47,767	0	0	11,228	0	207,729	0	0	0	0	479,878
Elonera Limited	NSW	753,378	196,775	0	0	14,282	0	124,788	0	0	0	0	1,089,223
Elouera Association Incorporated	NSW	155,713	347,240	1,211	0	67,112	11,677	71,346	0	114,824	0	0	769,123
Emanuel School	NSW	2,074,981	539,233	0	1,443	66,011	0	0	0	0	0	0	2,681,668
Emmanuel Anglican College Council	NSW	4,251,734	648,644	28,733	0	128,001	0	0	0	18,573	0	0	5,075,685
Employment and Training Australia Limited	NSW	1,127,284	195,957	48,797	0	485,859	0	207,354	0	0	0	0	2,065,251
Georges River Grammar School LTD	NSW	5,961,625	208,168	12,544	12,498	268,189	0	0	0	6,191	0	0	6,469,215
German School Johannes Gutenberg	NSW	733,445	0	0	6,653	15,834	0	140,990	0	20,637	0	0	917,559
Giant Steps Sydney Limited	NSW	333,471	743,640	1,850	0	143,726	0	73,998	0	0	-14,832	0	1,281,853
Glenaeon Rudolf Steiner School Limited	NSW	1,052,205	116,621	0	0	33,038	0	105,282	0	0	0	0	1,307,146
Good Shepherd Australia New Zealand	NSW	585,894	333,900	21,946	2,256	252,520	0	121,152	0	0	0	0	1,317,668
Greek Orthodox Church & Community Bankstown & District St Euphemia Ltd.	NSW	4,494,589	188,391	0	17,367	467,635	0	0	0	18,573	0	0	5,186,555
Greek Orthodox Parish & Community of Belmore & District All Saints Limited	NSW	3,791,189	397,917	1,659	9,421	240,701	0	0	0	18,573	0	0	4,459,460
Green Point Christian College Limited	NSW	6,627,508	592,878	25,068	6,107	341,720	0	0	0	28,892	0	0	7,622,173

Name	State	Base	Students with disability	Aboriginal and Torres Strait Islander	Low English proficiency	Socio educational disadvantage	Location	Size	Special Circumstances Funding	Prescribed Circumstances Funding	Adjustments ¹³	Previous Legislation	Total Funding
Greenacre Baptist Christian Community School Limited	NSW	2,069,096	197,034	6,431	5,569	98,093	0	128,809	0	6,480	0	0	2,511,512
Hamazkaine - Ashak and Sophie Galstaun College Limited	NSW	2,031,135	46,594	0	11,769	217,212	0	149,921	0	2,064	0	0	2,458,695
Hastings Association for Christian Education Ltd	NSW	2,311,444	706,721	110,348	0	336,502	119,827	137,516	0	162,083	0	0	3,884,441
Hawkesbury Independent School INC	NSW	272,539	23,920	1,417	0	9,810	0	104,023	0	0	0	0	411,709
Highfields Preparatory and Kindergarten School Limited	NSW	126,362	108,062	0	0	2,825	0	117,484	0	0	0	0	354,733
HopePoint Christian School Limited	NSW	673,393	184,736	2,883	0	67,723	0	107,117	0	4,127	0	0	1,039,979
Hunter Christian School Limited	NSW	2,223,898	783,894	28,226	1,005	200,343	0	110,092	0	6,191	0	0	3,353,649
Hunter Trade College Ltd	NSW	1,423,560	201,213	34,390	0	351,533	0	152,082	0	0	0	0	2,162,778
Hunter Valley Grammar School	NSW	7,372,663	386,942	54,950	2,735	204,671	0	0	0	6,191	0	0	8,028,152
Illawarra Association for Christian Parent Controlled Education	NSW	5,481,251	1,375,314	32,261	10,917	384,767	0	159,128	0	21,504	0	0	7,465,142
Inaburra Communications Ltd	NSW	4,720,811	440,189	7,427	4,117	174,203	0	0	0	0	0	0	5,346,747
Inner Sydney Montessori Association	NSW	457,752	175,550	0	0	10,936	0	190,858	0	0	0	0	835,096
International Chinese School Limited	NSW	40,500	0	0	69	9,870	0	121,332	0	0	0	0	171,771
International Society for Krishna Consciousness Incorporation	NSW	751,701	0	0	0	61,776	0	152,809	0	0	0	0	966,286
Irfan College Limited	NSW	1,669,375	65,095	0	51,175	460,240	0	149,731	0	0	0	0	2,395,616
John Colet Schools	NSW	750,796	305,454	0	1,278	1,858	0	103,854	0	0	0	0	1,163,240
Kamaroi Rudolf Steiner School Limited	NSW	707,988	97,027	0	0	21,491	0	120,558	0	0	0	0	947,064
Kambala	NSW	2,206,799	87,473	14,560	1,766	54,621	0	0	0	0	0	0	2,365,219

Name	State	Base	Students with disability	Aboriginal and Torres Strait Islander	Low English proficiency	Socio educational disadvantage	Location	Size	Special Circumstances Funding	Prescribed Circumstances Funding	Adjustments ¹³	Previous Legislation	Total Funding
Kesser Torah College Limited	NSW	2,129,315	284,392	0	1,207	95,942	0	141,578	0	16,510	0	0	2,668,944
Kincoppal - Rose Bay School Limited	NSW	2,169,843	319,129	22,316	5,146	41,631	0	0	0	0	0	0	2,558,065
Kindlehill Ltd	NSW	640,302	106,248	23,635	1,082	22,534	0	123,074	0	6,191	0	0	923,066
Kingdom Culture Christian School Ltd	NSW	159,376	41,850	0	2,163	11,659	0	121,332	0	0	0	0	336,380
Kinna Limited	NSW	243,050	31,929	0	0	2,329	0	92,569	0	12,671	0	0	382,548
Koinonia Christian Academy Inc School	NSW	36,367	0	7,382	0	7,370	88,020	79,053	0	0	-57,220	0	160,973
Korowal School Limited	NSW	1,070,251	682,283	14,483	0	36,727	0	122,922	0	31,244	0	0	1,957,910
Lakes Grammar An Anglican School Board	NSW	7,310,932	550,620	34,325	6,511	612,521	0	0	0	91,380	0	0	8,606,289
Liberty Church Inc	NSW	198,715	73,711	67,414	0	92,118	16,735	91,587	0	0	0	0	540,280
Lindfield Montessori Society Incorporated	NSW	3,680	0	0	6	897	0	19,843	0	0	-22,960	0	1,466
Lindisfarne Anglican School	NSW	7,315,963	545,456	20,647	4,093	239,151	0	0	0	8,544	0	0	8,133,854
Linuwel School Ltd	NSW	1,712,800	0	26,898	1,159	90,779	0	145,642	0	2,064	0	0	1,979,342
Liverpool/Campbelltown Christian School Ltd	NSW	7,960,312	1,617,031	20,256	32,262	591,118	0	0	0	222,797	0	0	10,443,776
Loreto Kirribilli Limited	NSW	5,588,272	1,090,831	0	0	82,764	0	0	0	0	0	0	6,761,867
Loreto Normanhurst Limited	NSW	5,115,727	144,583	59,688	0	99,045	0	0	0	0	0	0	5,419,043
Lorien Novallis School for Rudolf Steiner Education Ltd	NSW	1,355,282	131,523	1,437	3,990	120,000	0	125,132	0	0	0	0	1,737,364
Lycee Condorcet - the French School of Sydney Limited	NSW	2,597,858	16,291	0	25,383	24,807	0	0	0	0	0	0	2,664,339
Macarthur Anglican School	NSW	5,056,811	443,828	11,428	6,283	222,540	0	0	0	0	0	0	5,740,890
Macleay Valley Workplace Learning Centre Incorporated	NSW	726,096	575,684	514,231	0	312,947	80,206	144,351	0	342,491	0	0	2,696,006
Macquarie Grammar School Limited	NSW	132,021	0	2,523	0	99,508	0	84,170	0	0	0	0	318,222

Name	State	Base	Students with disability	Aboriginal and Torres Strait Islander	Low English proficiency	Socio educational disadvantage	Location	Size	Special Circumstances Funding	Prescribed Circumstances Funding	Adjustments ¹³	Previous Legislation	Total Funding
Macquarie University	NSW	198,433	442,506	0	0	85,525	0	74,345	0	103,721	0	0	904,530
Maitland Christian School Limited	NSW	3,143,799	1,064,161	12,828	4,102	341,398	0	0	0	86,675	0	0	4,652,963
Malek Fahd Islamic School Limited	NSW	17,821,898	32,512	1,752	107,215	1,291,822	0	0	0	0	-2,532	0	19,252,667
Manly Warringah Montessori Society	NSW	101,161	35,324	0	73	10,491	0	102,412	0	0	0	0	249,461
Margaret Jurd College (NSW) Limited	NSW	677,369	1,510,532	39,472	0	291,946	0	139,371	0	0	0	0	2,658,690
Marist Youth Care Limited	NSW	125,324	165,850	11,517	54	7,726	0	43,332	0	0	0	0	353,803
Masada College	NSW	1,466,452	171,373	0	0	36,458	0	64,281	0	0	0	0	1,738,564
Mater Dei School	NSW	868,572	1,923,649	0	990	374,355	0	109,460	0	346,866	0	0	3,623,892
Medowie Christian School Limited	NSW	2,735,121	551,757	25,673	0	258,079	0	83,911	0	49,818	0	0	3,704,359
Melkite Catholic Eparchy Corporation	NSW	1,710,722	238,683	0	23,190	261,789	0	81,741	0	0	0	0	2,316,125
Meriden School	NSW	5,094,672	129,963	20,924	14,430	77,594	0	0	0	0	0	0	5,337,583
Minimbah Preschool, Primary School Aboriginal Corporation Incorporated	NSW	377,292	97,167	440,070	33,957	177,790	40,052	93,902	0	6,480	0	0	1,266,710
Moama Anglican Grammar Ltd	NSW	5,390,857	555,164	15,837	0	346,652	130,583	0	0	10,318	0	0	6,449,411
Monte Sant' Angelo Mercy College Limited	NSW	5,556,971	579,171	9,663	3,613	155,611	0	0	0	0	0	0	6,305,029
Moree Christian School INC	NSW	739,428	61,743	66,726	0	70,710	203,753	146,107	0	2,064	0	0	1,290,531
Moriah War Memorial College Association	NSW	2,936,673	1,139,570	0	0	126,150	0	0	0	0	0	0	4,202,393
Mosman Church of England Preparatory School Limited	NSW	485,392	109,767	3,040	0	3,660	0	0	0	0	0	0	601,859
Mount Annan Christian College Ltd	NSW	2,534,205	646,960	13,557	0	271,097	0	72,103	0	27,695	0	0	3,565,617
Mount Sinai College	NSW	1,079,264	127,194	0	0	10,395	0	13,276	0	4,127	0	0	1,234,256

Name	State	Base	Students with disability	Aboriginal and Torres Strait Islander	Low English proficiency	Socio educational disadvantage	Location	Size	Special Circumstances Funding	Prescribed Circumstances Funding	Adjustments ¹³	Previous Legislation	Total Funding
Mount St Benedict College	NSW	7,507,055	601,129	8,700	12,013	356,415	0	0	0	0	0	0	8,485,312
Mumbulla School for Rudolf Steiner Education Limited	NSW	1,140,447	95,921	16,730	0	62,645	200,250	119,183	0	15,313	0	0	1,650,489
Nambucca Valley Christian Community School	NSW	1,488,829	279,720	46,654	0	222,767	188,742	133,829	0	12,382	0	0	2,372,923
Namoi Valley Christian School INC	NSW	289,717	61,410	57,228	0	56,744	105,763	133,530	0	0	0	0	704,392
NEGS Limited	NSW	1,651,042	118,299	25,538	0	80,712	199,348	151,014	0	29,181	0	0	2,255,134
Nepean District Christian Education Association LTD	NSW	2,542,352	574,977	16,576	0	305,901	0	55,838	0	39,210	-14,290	0	3,520,564
New Hope School Ltd	NSW	191,025	425,987	0	0	82,332	0	52,259	0	0	0	0	751,603
Newcastle Grammar School Limited	NSW	3,936,501	507,787	7,465	3,219	43,143	0	0	0	0	0	0	4,498,115
Newcastle Waldorf School Ltd	NSW	951,287	13,860	24,111	1,209	59,577	0	132,130	0	8,833	0	0	1,191,007
Northcross Limited	NSW	1,831,360	111,701	0	10,386	17,791	0	0	0	0	0	0	1,971,238
Northern Beaches Christian School	NSW	8,614,682	283,616	24,368	11,712	267,717	0	0	0	0	-6,977	0	9,195,118
Northern Beaches Montessori Association	NSW	30,096	0	0	0	0	0	44,464	0	0	0	0	74,560
Northholm Grammar School Ltd	NSW	1,660,909	375,068	3,436	0	116,977	0	120,559	0	10,318	0	0	2,287,267
Northside Montessori Society	NSW	224,965	56,807	0	0	383	0	164,693	0	0	0	0	446,848
Norwest Christian College Limited	NSW	3,594,727	243,533	9,129	10,847	248,609	0	0	0	0	0	0	4,106,845
Nowra Baptist Church Christian Community School Ltd	NSW	2,513,317	415,535	10,395	0	168,876	0	111,680	0	12,382	0	0	3,232,185
Oakhill College	NSW	10,892,058	903,098	73,503	15,104	576,274	0	0	0	0	0	0	12,460,037
Odyssey House NSW	NSW	471,269	876,560	10,479	537	203,117	0	93,691	0	0	0	0	1,655,653
OneSchool Global NSW	NSW	8,095,770	340,179	0	0	1,950,832	0	0	0	0	0	0	10,386,781

Name	State	Base	Students with disability	Aboriginal and Torres Strait Islander	Low English proficiency	Socio educational disadvantage	Location	Size	Special Circumstances Funding	Prescribed Circumstances Funding	Adjustments ¹³	Previous Legislation	Total Funding
Orange Christian Schools Ltd	NSW	2,315,818	244,436	37,468	1,439	202,253	56,146	144,153	0	2,064	0	0	3,003,777
Our Lady of Mercy College Parramatta	NSW	6,403,382	427,681	11,238	21,012	246,861	0	0	0	0	0	0	7,110,174
Oxford Falls Grammar School Limited	NSW	4,154,521	953,713	0	0	122,425	0	0	0	0	0	0	5,230,659
Oxley College Limited	NSW	3,722,380	417,221	11,283	1,517	50,958	0	0	0	10,318	0	0	4,213,677
Pacific Coast Christian School Limited	NSW	2,852,447	996,688	222,166	0	547,793	0	198,717	0	39,210	0	0	4,857,021
Pacific Hills Christian Education Limited	NSW	5,627,627	814,023	27,830	0	213,290	0	0	0	0	0	0	6,682,770
Pacific Valley Christian School Ltd	NSW	1,933,022	165,203	41,641	0	369,606	149,149	146,801	0	10,318	0	0	2,815,740
Pal Buddhist School Limited	NSW	465,840	0	0	2,070	65,684	0	110,382	0	0	0	0	643,976
PARED Ltd	NSW	8,859,609	586,691	21,321	7,318	395,990	0	246,148	0	0	-213,566	0	9,903,511
Parke Christian School Limited	NSW	1,603,363	395,656	42,878	0	264,615	235,309	161,406	0	6,191	0	0	2,709,418
Penrith Christian School	NSW	4,224,723	900,901	34,711	5,574	541,952	0	0	0	6,191	0	0	5,714,052
Port Macquarie Community College Incorporated	NSW	427,888	185,086	43,044	0	184,420	23,593	104,852	0	0	0	0	968,883
Provincial of Order of Hermits of Saint Augustine In Australasia	NSW	7,720,132	511,182	55,543	8,348	349,620	0	0	0	0	0	0	8,644,825
Queenwood School for Girls LTD	NSW	2,429,179	129,389	0	0	75,402	0	0	0	0	0	0	2,633,970
Rainbow Ridge School for Steiner Education Limited	NSW	703,737	29,987	10,139	0	48,545	35,959	133,396	0	2,064	0	0	963,827
Reddam House Limited	NSW	3,091,906	39,514	0	2,082	61,904	0	0	0	0	0	0	3,195,406
Redeemer Baptist School Ltd	NSW	2,234,298	586,597	6,794	21,327	79,836	0	58,367	0	53,656	0	0	3,040,875
Redfern Jarjum College Ltd	NSW	163,212	175,754	195,855	14,689	75,322	0	138,967	0	0	0	0	763,799
Rissalah College Ltd	NSW	3,714,848	120,429	0	43,216	387,178	0	0	0	0	-36,904	0	4,228,767
Robinson Education Centre Incorporated	NSW	233,971	145,062	18,718	0	53,295	50,019	91,062	0	0	0	0	592,128

Name	State	Base	Students with disability	Aboriginal and Torres Strait Islander	Low English proficiency	Socio educational disadvantage	Location	Size	Special Circumstances Funding	Prescribed Circumstances Funding	Adjustments ¹³	Previous Legislation	Total Funding
Rosebank College	NSW	8,916,492	1,198,058	8,322	0	666,131	0	0	0	0	0	0	10,789,003
Royal Institute for Deaf and Blind Children	NSW	6,111,419	1,363,463	1,291	862	263,522	0	241,393	0	0	0	0	2,481,950
S.C.E.G.S Darlinghurst Limited	NSW	2,014,886	61,104	38,089	0	25,246	0	0	0	0	0	0	2,139,325
Saint Mary MacKillop College Albury Limited	NSW	874,199	81,913	0	0	69,725	0	131,265	0	2,064	0	0	1,159,166
Saint Mary MacKillop Colleges Limited	NSW	764,948	30,377	0	0	34,682	3,690	143,076	0	8,255	0	0	985,028
Salamah College Limited	NSW	5,795,188	14,361	0	169,348	1,483,197	0	0	0	14,446	0	0	7,476,540
Santa Sabina College LTD	NSW	5,516,518	276,090	3,441	16,355	126,858	0	0	0	0	0	0	5,939,262
Sapphire Coast Anglican College	NSW	2,013,978	187,878	10,295	0	174,426	356,025	144,569	0	14,446	-10,799	0	2,890,818
Sathya Sai School (NSW) Inc	NSW	1,306,741	261,792	8,353	2,207	97,051	0	125,298	0	35,083	0	0	1,836,525
SCECGS Redlands Limited	NSW	2,890,487	69,596	0	1,445	39,402	0	0	0	0	0	0	3,000,930
SEDA College Limited	NSW	483,437	0	16,709	0	58,035	0	148,051	0	0	0	0	706,232
Seventh-Day Adventist Schools (Greater Sydney) Limited	NSW	13,667,489	896,265	83,984	75,627	1,518,663	0	326,003	0	43,915	-93,675	0	16,518,271
Seventh-Day Adventist Schools (North New South Wales) Limited	NSW	24,637,176	3,011,114	538,287	5,834	2,635,132	474,760	714,684	0	308,234	0	0	32,325,221
Shearwater The Mullumbimby Steiner School Limited	NSW	4,669,110	305,043	66,559	0	221,457	0	0	0	21,504	0	0	5,283,673
Sherwood Hills Christian School Ltd	NSW	837,528	205,765	10,088	4,046	120,974	0	126,380	0	0	0	0	1,304,781
Skillset Ltd	NSW	670,720	275,192	130,895	0	289,080	0	136,611	0	0	0	0	1,502,498
Snowy Mountains Christian School Limited	NSW	489,721	42	3,368	0	51,969	18,463	132,525	0	4,127	0	0	700,216
Snowy Mountains Grammar School Limited	NSW	1,602,719	119,919	1,728	0	60,010	322,393	159,977	0	2,064	0	0	2,268,810
Society of St Pius X LTD	NSW	125,645	20,013	0	0	26,352	0	87,032	0	0	0	0	259,042

Name	State	Base	Students with disability	Aboriginal and Torres Strait Islander	Low English proficiency	Socio educational disadvantage	Location	Size	Special Circumstances Funding	Prescribed Circumstances Funding	Adjustments ¹³	Previous Legislation	Total Funding
Southern Cross Baptist Church Christian School INC.	NSW	170,706	13,869	0	1,863	8,020	0	84,208	0	0	0	0	278,666
Southern Highlands Association for Steiner Education Incorporated	NSW	379,713	128,938	29,921	0	97,090	0	140,180	0	0	0	0	775,842
Southern Highlands Christian School LTD	NSW	2,064,616	521,046	6,062	0	200,480	0	109,385	0	42,430	0	0	2,944,019
Southside Montessori Society	NSW	257,587	53,202	2,737	0	4,210	0	92,545	0	6,191	0	0	416,472
St Bishop Coptic Orthodox College	NSW	2,245,627	266,893	1,620	18,339	240,313	0	144,699	0	0	0	0	2,917,491
St Columba Anglican School Council Incorporated	NSW	7,997,242	841,620	94,819	6,918	354,290	419,675	0	0	40,655	-17,225	0	9,737,994
St George Christian School Ltd	NSW	4,492,952	639,425	9,100	0	93,136	0	0	0	0	-64,736	0	5,169,877
St Lucy's School	NSW	651,979	1,453,912	1,009	0	281,003	0	80,026	0	429,703	0	0	2,897,632
St Lukes Scone Grammar School Council	NSW	3,374,483	330,868	4,780	2,889	360,822	286,120	0	0	6,191	0	0	4,366,153
St Mary and St Mina's Coptic Orthodox College	NSW	1,714,374	0	0	2,097	46,677	0	165,660	0	0	0	0	1,928,808
St Mary Star of the Sea College Limited	NSW	8,409,035	665,527	13,783	15,924	527,528	0	0	0	0	0	0	9,631,797
St Patrick's College	NSW	4,885,034	538,218	101,255	2,533	535,513	0	56,383	0	6,191	0	0	6,125,127
St Pauls Grammar School Penrith LTD	NSW	4,796,016	823,296	10,416	1,209	170,132	0	0	0	33,886	0	0	5,834,955
St Pauls International College	NSW	232,520	0	1,610	0	31,755	0	64,055	0	0	0	0	329,940
St Peter's Anglican College	NSW	2,569,820	426,642	16,012	0	196,298	216,554	146,379	0	6,191	0	0	3,577,896
St Philip's Christian Education Foundation Ltd	NSW	17,693,715	4,035,966	193,080	9,325	1,395,437	0	226,162	0	313,310	0	0	23,866,995
St Scholastica's College	NSW	7,702,637	525,577	253,747	2,447	343,839	0	0	0	0	0	0	8,828,247
St Stanislaus' College Bathurst	NSW	4,117,507	294,559	119,985	11,142	457,538	0	114,591	0	16,798	0	0	5,132,120
St Vincent's College Limited	NSW	3,305,381	557,807	70,183	0	183,078	0	30,796	0	0	0	0	4,147,245

Name	State	Base	Students with disability	Aboriginal and Torres Strait Islander	Low English proficiency	Socio educational disadvantage	Location	Size	Special Circumstances Funding	Prescribed Circumstances Funding	Adjustments ¹³	Previous Legislation	Total Funding
Stella Maris College	NSW	5,959,829	406,516	10,941	7,509	350,259	0	0	0	0	0	0	6,735,054
Summerland Christian Life Centre Ltd	NSW	3,430,194	641,323	95,957	0	411,611	0	130,036	0	26,828	0	0	4,735,949
Sun Artistry Limited	NSW	291,154	0	1,559	0	13,878	5,934	113,771	0	0	0	0	426,296
Sydney Church of England Grammar School Council	NSW	2,662,626	522,933	15,301	6,391	58,796	0	0	0	0	0	0	3,266,047
Sydney Japanese School Limited	NSW	563,852	23,711	0	2,638	13,213	0	105,214	0	2,064	0	0	710,692
Sydney Montessori School Limited	NSW	510,271	200,017	1,246	0	11,258	0	98,921	0	26,828	0	0	848,541
Sylvanvale Foundation Limited	NSW	0	0	0	0	0	0	0	0	0	68,673	0	68,673
Tallowood Steiner School INC	NSW	272,045	13,387	14,805	0	43,537	57,222	116,429	0	2,064	0	0	519,489
Tambelin Independent School Inc	NSW	163,057	24,070	5,962	0	16,200	0	104,677	0	0	0	0	313,966
Taree Christian Community School LTD	NSW	4,429,619	227,314	260,095	2,805	896,622	98,436	0	0	0	0	0	5,914,891
The Abraham Kuyper Christian Education Association Limited	NSW	1,085,907	292,604	7,744	0	110,712	0	122,162	0	27,406	0	0	1,646,535
The Anglican School Googong	NSW	511,758	69,750	0	278	39,847	0	121,332	0	0	0	0	742,965
The Armidale School	NSW	3,701,992	112,897	45,364	2,927	134,822	430,208	14,697	0	43,338	0	0	4,486,245
The Armidale Waldorf School LTD	NSW	477,769	67,824	24,203	0	28,268	59,410	101,864	0	8,255	0	0	767,593
The Association for Christian Education of Blacktown Ltd	NSW	5,503,959	883,079	13,506	18,714	514,916	0	0	0	56,009	0	0	6,990,183
The Athena School Limited	NSW	112,755	0	3,641	0	14,059	0	80,185	0	0	0	0	210,640
The Australian Institute of Music Limited	NSW	170,074	0	0	114	16,377	0	73,788	0	0	0	0	260,353
The Australian Province of the Society of Jesus	NSW	4,532,741	622,474	86,988	0	131,286	0	0	0	0	0	0	5,373,489

Name	State	Base	Students with disability	Aboriginal and Torres Strait Islander	Low English proficiency	Socio educational disadvantage	Location	Size	Special Circumstances Funding	Prescribed Circumstances Funding	Adjustments ¹³	Previous Legislation	Total Funding
The Casuarina School Co-Operative LTD	NSW	813,787	144,920	1,552	0	33,085	66,468	115,458	0	4,127	0	0	1,179,397
The Central Coast Montessori Primary School Limited	NSW	134,032	0	0	0	0	0	122,406	0	0	0	0	256,438
The Christian Parent-Controlled School Wellington Limited	NSW	318,639	67,540	19,273	0	43,515	58,160	146,860	0	0	0	0	653,987
The Coast Christian School Limited	NSW	642,589	49,356	4,525	0	32,489	0	107,370	0	2,064	0	0	838,394
The Contributor's Society Ltd	NSW	2,012,917	0	11,612	5,882	224,364	0	149,699	0	0	0	0	2,404,474
The Council of Abbotsleigh	NSW	3,257,759	221,937	22,725	12,109	30,241	0	0	0	0	0	0	3,544,771
The Council of Barker College	NSW	4,777,751	520,942	95,402	10,750	58,514	0	0	0	0	0	0	5,463,359
The Council of St Andrew's Cathedral School	NSW	3,776,495	966,858	174,138	15,731	122,785	0	93,292	0	16,510	0	0	5,165,809
The Council of St Catherine's School Waverley	NSW	3,530,468	238,158	29,482	2,897	70,968	0	0	0	0	0	0	3,871,973
The Council of Tara Anglican School for Girls	NSW	2,855,820	85,004	3,709	0	42,050	0	0	0	0	0	0	2,986,583
The Council of the King's School	NSW	7,413,101	443,364	6,486	3,073	129,245	0	92,571	0	104,588	0	0	8,192,428
The Council of Trinity Grammar School	NSW	9,386,259	905,359	9,296	11,326	143,331	0	0	0	175,414	0	0	10,630,985
The Ebenezer Foundation Ltd	NSW	402,086	34,894	0	2,345	58,254	0	110,170	0	4,127	0	0	611,876
The Greek Orthodox Parish of South East Sydney	NSW	4,300,312	410,150	0	20,889	238,400	0	0	0	0	0	0	4,969,751
The Hills Grammar School	NSW	2,989,626	570,480	0	2,679	101,934	0	0	0	67,442	0	0	3,732,161
The Illawarra Grammar School	NSW	4,175,443	1,040,026	27,648	6,814	95,954	0	0	0	117,878	0	0	5,463,763
The International Grammar School Sydney LTD	NSW	3,270,607	567,495	41,507	4,857	54,123	0	0	0	0	0	0	3,938,589
The John Wycliffe Christian Education Association Ltd	NSW	2,249,030	693,138	3,552	0	95,689	0	122,261	0	35,372	-1,457	0	3,197,585

Name	State	Base	Students with disability	Aboriginal and Torres Strait Islander	Low English proficiency	Socio educational disadvantage	Location	Size	Special Circumstances Funding	Prescribed Circumstances Funding	Adjustments ¹³	Previous Legislation	Total Funding
The Joseph Varga School	NSW	146,766	327,287	0	0	63,256	0	48,711	0	97,159	0	0	683,179
The Manning Valley Anglican College Council	NSW	2,186,547	434,805	72,551	2,478	445,649	51,547	147,847	0	2,064	0	0	3,343,488
The Maronite Sisters of the Holy Family	NSW	7,989,706	880,272	0	110,032	1,584,056	0	0	0	86,634	0	0	10,650,700
The McDonald College Limited	NSW	1,143,211	48,964	13,913	0	91,524	0	167,676	0	8,255	0	0	1,473,543
The Muslim League of New South Wales Incorporated	NSW	7,201,370	166,848	0	100,179	1,048,067	0	0	0	13,249	0	0	8,529,713
The Peninsula Montessori Association Ltd	NSW	269,977	116,604	0	631	9,860	0	84,515	0	21,215	-37,702	0	465,100
The Pittwater House Schools Ltd	NSW	3,319,643	153,010	1,839	0	47,812	0	0	0	0	0	0	3,522,304
The Presbyterian Church (New South Wales) Property Trust for Casino Presbyterian Church	NSW	1,393,991	277,855	50,622	1,177	281,344	0	143,593	0	18,573	0	0	2,167,155
The Presbyterian Church New South Wales Property Trust	NSW	13,696,811	1,818,176	135,902	7,558	646,785	297,630	513,395	0	109,335	-63,288	0	17,162,303
The Riverina Anglican College Board	NSW	4,640,353	168,932	33,747	1,518	256,373	75,949	45,682	0	0	0	0	5,222,554
The Salvation Army (Qld) Property Trust	NSW	686,517	56,954	27,393	2,536	295,889	0	154,930	0	0	0	0	1,224,219
The Sutherland Shire Christian School Association Limited	NSW	4,830,138	533,720	0	0	245,082	0	0	0	0	-6,774	0	5,602,166
The Tamworth Christian Education Association Limited	NSW	5,036,274	883,383	232,420	5,187	428,334	353,166	127,760	0	35,083	0	0	7,101,607
The Trustees of the Sydney Grammar School	NSW	4,324,512	201,201	4,960	5,167	5,618	0	0	0	0	0	0	4,541,458
The Uniting Church in Australia Property Trust (NSW)	NSW	25,096,447	3,075,402	134,193	31,360	412,981	182,168	0	0	61,911	0	0	28,994,462
The William Branwhite Clarke College Council	NSW	9,959,793	627,793	14,916	10,700	413,721	0	0	0	0	0	0	11,026,923

Name	State	Base	Students with disability	Aboriginal and Torres Strait Islander	Low English proficiency	Socio educational disadvantage	Location	Size	Special Circumstances Funding	Prescribed Circumstances Funding	Adjustments ¹³	Previous Legislation	Total Funding
Thomas More Schools Incorporated	NSW	132,617	0	0	0	12,365	35,631	99,325	0	0	0	0	279,938
Toongabbie Christian College Ltd	NSW	5,708,267	758,104	10,096	10,126	339,781	0	0	0	14,446	0	0	6,840,820
Trinity Catholic College Lismore Ltd	NSW	8,201,731	886,279	113,601	17,890	1,321,191	0	0	0	14,735	0	0	10,555,427
Trustees of the Jesuit Fathers Roman Catholic Communities Lands Act NSW	NSW	5,903,768	353,656	0	0	42,634	0	0	0	0	0	0	6,300,058
Trustees of the Lebanese Maronite Order	NSW	8,168,751	726,070	0	5,160	1,393,386	0	0	0	19,151	0	0	10,312,518
Trustees of the Marist Brothers	NSW	7,299,311	543,421	139,508	2,639	810,085	0	0	0	6,191	0	0	8,801,155
Trustees of the Marist Brothers	NSW	5,678,630	1,242,275	139,867	3,329	224,309	0	74,672	0	79,287	0	0	7,442,369
Trustees of the Maronite Sisters of the Holy Family	NSW	2,744,643	270,870	1,637	37,360	351,436	0	43,780	0	4,127	0	0	3,453,853
Tuggerah Lakes Community College Limited	NSW	443,111	332,334	29,672	0	190,981	0	91,171	0	6,191	0	0	1,093,460
Tuntabul Falls Community Primary School	NSW	206,401	25,173	5,851	0	54,763	11,399	109,472	0	4,127	0	0	417,186
Unity Grammar College Ltd	NSW	5,616,345	0	0	66,585	709,544	0	0	0	0	0	0	6,392,474
Valley Hope School Ltd	NSW	64,887	144,698	3,179	0	27,967	7,024	43,175	0	0	0	0	290,930
Wagga Wagga Christian College	NSW	3,402,235	467,080	46,921	19,292	419,393	14,567	0	0	6,191	0	0	4,375,679
Warakiri College Limited	NSW	896,464	364,749	24,688	7,907	386,376	0	137,843	0	39,210	0	0	1,857,237
Warrah Society	NSW	101,635	226,645	0	0	0	0	29,252	0	97,159	0	0	454,690
Waverley Action for Youth Services	NSW	268,972	225,129	14,121	0	115,927	0	58,820	0	45,401	0	0	728,370
Wenona School Ltd	NSW	2,598,833	202,045	1,452	0	31,896	0	0	0	0	0	0	2,834,226
Western College Incorporated	NSW	985,839	478,941	600,068	0	122,162	96,912	144,798	0	0	0	0	2,428,721

Name	State	Base	Students with disability	Aboriginal and Torres Strait Islander	Low English proficiency	Socio educational disadvantage	Location	Size	Special Circumstances Funding	Prescribed Circumstances Funding	Adjustments ¹³	Previous Legislation	Total Funding
Westmead Christian Grammar School Limited	NSW	405,379	143,159	0	0	39,894	0	95,779	0	15,024	0	0	699,235
Winifred West Schools Limited	NSW	2,608,995	70,058	2,010	1,558	37,300	0	296,532	0	14,735	0	0	3,031,188
Woodbury Autism Education and Research Limited	NSW	58,330	130,076	0	0	25,140	0	58,977	0	0	0	0	272,523
Workers Educational Association - Hunter	NSW	1,765,185	1,581,318	82,988	0	760,795	0	141,803	0	91,958	0	0	4,424,047
Workers' Educational Association Illawarra	NSW	590,200	416,875	78,643	749	254,376	0	118,449	0	110,532	0	0	1,569,824
Wyong Christian Community School Limited	NSW	5,010,133	770,902	10,179	0	468,837	0	0	0	27,984	0	0	6,288,035
Yanginanonok LTD	NSW	71,179	38,654	4,988	1,082	2,560	0	84,051	0	8,544	0	0	211,058
Yeshiva College Bondi Limited	NSW	410,615	0	0	0	3,710	0	131,135	0	0	0	0	545,460
Young Muslim Association Incorporated	NSW	544,785	0	0	18,916	177,888	54,579	122,406	0	0	0	0	918,574
Youth Off The Streets Limited	NSW	1,339,020	1,305,409	191,034	2,503	581,347	0	301,465	0	119,612	0	0	3,840,390
YOUTHCONNECTIONS. COM.AU	NSW	539,514	255,435	139,471	0	232,530	0	112,621	0	0	0	0	1,279,571
Catholic Church of the Diocese of Darwin Property Trust Inc	NT	32,162,572	5,884,255	12,094,262	857,333	7,284,039	11,443,068	1,565,239	0	0	0	0	71,290,768
Haileybury Rendall School	NT	2,928,042	559,276	808,141	7,498	406,180	518,761	179,116	0	0	0	0	5,407,014
Milkwood Steiner School Association Incorporated	NT	360,382	156,741	12,393	0	28,161	71,051	85,204	0	2,995	0	0	716,927
NT Christian Schools	NT	9,332,234	1,482,537	2,126,931	181,338	1,523,469	3,581,858	1,109,087	0	68,450	0	0	19,405,904
Nvangatjatjara Aboriginal Corporation	NT	814,868	804,449	977,842	72,919	375,982	703,528	135,846	0	998	0	0	3,886,433
The Alice Springs Steiner Association	NT	814,997	178,775	25,742	1,269	33,475	345,132	103,661	0	14,976	0	0	1,518,027
The Essington School Darwin Limited	NT	6,245,980	368,381	34,599	0	277,524	1,353,057	0	0	0	0	0	8,279,541

Name	State	Base	Students with disability	Aboriginal and Torres Strait Islander	Low English proficiency	Socio educational disadvantage	Location	Size	Special Circumstances Funding	Prescribed Circumstances Funding	Adjustments ¹³	Previous Legislation	Total Funding
Tiwi Education Board Incorporated	NT	713,479	582,286	808,793	64,213	329,645	668,697	142,288	0	24,241	0	0	3,333,642
Uniting Church In Australia Property Trust (NT)	NT	4,292,679	695,807	294,920	1,279	282,826	2,020,084	0	0	108,485	0	0	7,696,080
Yipirinya School Council Inc	NT	1,007,438	187,383	1,208,926	90,669	468,862	338,838	122,020	0	18,390	-492,229	0	2,950,297
A B Paterson College Limited	QLD	8,603,512	413,151	5,182	2,702	268,252	0	0	0	11,206	0	0	9,304,005
A S G School Incorporated	QLD	3,058,475	77,843	162,403	1,461	530,519	782,295	157,582	0	24,779	0	0	4,795,357
Aboriginal & Islander Independent Community School Incorporated	QLD	1,566,570	563,195	1,700,851	140,991	722,972	0	115,275	0	115,361	0	0	4,925,215
All Saints Anglican School Limited	QLD	11,591,706	477,395	36,058	0	160,721	0	0	0	73,924	0	0	12,339,804
Alta-1 College (QLD) Ltd	QLD	360,762	37,969	38,335	0	148,604	0	82,342	0	0	0	0	668,012
Ananda Marga Education Limited	QLD	823,374	54,713	1,529	0	48,202	0	118,968	0	12,582	0	0	1,059,368
ASD Learning LTD	QLD	485,050	1,081,662	1,691	0	209,057	0	126,563	0	0	0	0	1,904,023
Australian Christian College - Moreton Ltd	QLD	3,587,661	775,069	47,861	0	880,669	0	0	0	36,756	0	0	5,328,015
Australian Industry Trade College Ltd	QLD	4,555,151	54,728	21,835	1,107	158,714	0	589,422	0	15,143	-916,165	0	4,479,935
Australian International Islamic College Board Inc.	QLD	4,547,985	62,046	111	214,059	1,266,607	0	0	0	1,377	0	0	6,092,184
Australian Technology and Agricultural College Ltd	QLD	425,956	38,274	8,186	1,027	76,536	0	101,250	0	0	0	0	651,229
Australian Trade College North Brisbane Ltd	QLD	1,892,485	18,679	11,384	0	319,734	0	201,904	0	0	0	0	2,444,186
Autism Queensland Limited	QLD	329,819	724,930	1,927	376	40,243	0	80,848	0	0	0	0	1,178,143
Blackall Range Independent School Association Inc	QLD	538,992	153,221	32,777	0	79,205	0	210,998	0	0	0	0	1,015,193
Blackheath and Thornburgh College	QLD	1,974,308	96,419	133,328	0	495,206	518,992	165,376	0	43,061	0	0	3,426,689
Board of Trustees of the Brisbane Grammar School	QLD	6,524,491	227,829	20,578	7,134	40,266	0	0	0	0	0	0	6,820,298

Name	State	Base	Students with disability	Aboriginal and Torres Strait Islander	Low English proficiency	Socio educational disadvantage	Location	Size	Special Circumstances Funding	Prescribed Circumstances Funding	Adjustments ¹³	Previous Legislation	Total Funding
Board of Trustees of the Ipswich Girls Grammar School	QLD	5,636,526	231,480	99,123	2,997	163,311	0	0	0	5,506	0	0	6,138,943
Board of Trustees of the Ipswich Grammar School	QLD	5,659,509	403,256	172,344	9,778	303,792	0	0	0	6,883	0	0	6,555,562
Board of Trustees of the Rockhampton Girls' Grammar School	QLD	2,042,667	93,349	73,460	0	325,991	70,087	157,113	0	0	0	0	2,762,667
Board of Trustees of the Rockhampton Grammar School	QLD	9,657,329	480,317	77,148	3,022	526,700	336,739	0	0	25,357	0	0	11,106,612
Board of Trustees of the Toowoomba Grammar School	QLD	7,983,291	386,584	58,951	0	205,232	0	0	0	22,411	0	0	8,656,469
Border Rivers Christian College Ltd	QLD	541,396	64,863	39,118	0	159,299	121,053	155,034	0	0	0	0	1,080,763
Brisbane Christian College	QLD	5,001,451	581,967	42,363	5,707	316,877	0	0	0	11,206	0	0	5,959,571
Brisbane Girls Grammar School	QLD	5,085,270	72,095	7,838	7,606	294,28	0	0	0	0	0	0	5,202,237
Brisbane Independent School Incorporated	QLD	374,519	0	6,087	0	49,211	0	138,202	0	0	0	0	568,019
Bundaberg Christian College Limited	QLD	4,889,104	419,817	42,115	1,358	675,157	0	0	0	19,273	0	0	6,046,824
Burdekin Christian College Inc	QLD	947,035	77,634	107,471	0	216,904	207,494	93,407	0	4,130	0	0	1,654,074
Burnett Youth Learning Centre Ltd	QLD	414,893	33,552	71,175	0	178,819	1,441	89,482	0	33,039	0	0	822,401
Cairns Christian College Limited	QLD	3,604,766	421,004	92,986	1,394	334,152	580,695	0	0	49,723	0	0	5,084,720
Cairns Rudolf Steiner School Ltd	QLD	1,007,302	116,275	13,807	0	61,850	200,799	117,698	0	14,152	-29,413	0	1,502,470
Caloundra Christian College Limited	QLD	2,461,616	230,878	13,358	0	279,411	0	156,943	0	15,336	0	0	3,157,542
Caloundra City School Limited	QLD	1,877,341	64,205	7,401	1,295	83,329	0	157,424	0	0	0	0	2,190,995

Name	State	Base	Students with disability	Aboriginal and Torres Strait Islander	Low English proficiency	Socio educational disadvantage	Location	Size	Special Circumstances Funding	Prescribed Circumstances Funding	Adjustments ¹³	Previous Legislation	Total Funding
Calvary Temple Christian Colleges Ltd	QLD	5,289,330	324,043	114,498	2,462	684,812	841,520	0	0	9,636	0	0	7,266,301
Cannon Hill Anglican College Pty Ltd	QLD	7,768,429	448,564	2,849	0	131,153	0	0	0	0	0	0	8,350,995
Canterbury College Limited	QLD	9,968,494	457,247	22,216	8,060	432,889	0	0	0	39,922	-954,247	0	9,974,581
Cape York Girl Academy Limited	QLD	222,615	78,420	267,138	19,410	101,638	61,066	116,641	0	0	0	0	866,929
Central Queensland Christian College Limited	QLD	652,115	0	94,172	0	172,793	26,875	154,644	0	2,946	0	0	1,103,545
CHIL D The Association for Childhood Language & Related Disorders	QLD	491,083	1,070,778	3,819	0	211,657	0	93,250	0	176,042	0	0	2,046,629
Christian Community Ministries Ltd	QLD	28,358,474	3,712,243	461,133	85,016	4,446,607	1,442,952	852,156	0	394,429	-41,796	0	39,711,213
CHRISTIAN OUTREACH CENTRE	QLD	21,755,593	2,077,577	92,888	25,370	1,553,367	0	30,744	0	143,334	0	0	25,678,873
Community Learning Ltd	QLD	638,569	141,398	61,008	0	275,223	0	128,686	0	135,597	0	0	1,380,481
Community Youth Education Options LTD	QLD	489,929	132,893	19,903	0	211,160	0	104,164	0	0	0	0	958,049
Cooloola Christian College Limited	QLD	2,909,126	637,657	18,386	0	399,283	0	107,167	0	27,532	0	0	4,099,151
Coolool Beach Christian College Ltd	QLD	2,139,146	143,656	13,440	0	137,897	0	151,702	0	9,636	0	0	2,595,477
Coomera Anglican College	QLD	0	0	0	0	0	0	0	0	0	4,741,503	0	4,741,503
Corporation of the Synod of Diocese of Brisbane	QLD	0	0	0	0	0	0	0	0	0	3,761,699	0	3,761,699
Corporation of the Synod of the Diocese of Brisbane St Andrew's Anglican College	QLD	0	0	0	0	0	0	0	0	0	4,497,109	0	4,497,109
Discovery Christian College Inc	QLD	1,359,726	35,127	0	0	159,068	258,850	177,346	0	0	0	0	1,990,117
Djarraugun College Limited	QLD	2,206,766	332,732	2,569,988	198,609	1,018,423	335,392	133,175	0	2,753	0	0	6,797,838
Education For Generations Limited	QLD	143,716	0	0	0	7,649	0	126,563	0	0	0	0	277,928

Name	State	Base	Students with disability	Aboriginal and Torres Strait Islander	Low English proficiency	Socio educational disadvantage	Location	Size	Special Circumstances Funding	Prescribed Circumstances Funding	Adjustments ¹³	Previous Legislation	Total Funding
Emmanuel College	QLD	10,589,338	288,625	11,164	4,423	321,219	0	0	0	13,766	0	0	11,228,535
Equipping for Life Ltd	QLD	2,099,495	1,337,720	443,262	3,884	904,883	0	142,645	0	151,401	0	0	5,083,290
External Senior School Limited	QLD	201,069	0	6,445	172	24,693	0	107,936	0	0	0	0	340,315
Fairholme College (Toowoomba) Pty Ltd	QLD	0	0	0	0	0	0	0	0	0	2,647,765	0	2,647,765
Faith Baptist Church Inc	QLD	598,460	62,877	1,796	0	57,928	45,135	155,330	0	2,946	0	0	924,472
Fraser Coast Anglican College	QLD	0	0	0	0	0	0	0	0	0	2,816,062	0	2,816,062
FSAC LTD	QLD	11,810,696	496,493	24,107	7,525	640,289	0	0	0	20,649	0	0	12,999,759
GEMS Christian Education Limited	QLD	1,024,130	145,782	10,785	0	131,730	353,486	115,618	0	18,282	0	0	1,799,813
Genesis Christian College Ltd	QLD	9,400,594	481,288	32,921	1,418	534,786	0	0	0	25,165	-47,585	0	10,428,587
Glasshouse Christian College Limited	QLD	7,968,296	697,132	52,785	1,505	970,083	0	0	0	29,294	0	0	9,719,095
Good Shepherd Baptist Church Ltd.	QLD	677,320	15,568	12,808	0	99,133	0	146,355	0	1,377	0	0	952,561
Goora Gan Steiner School Inc.	QLD	84,493	0	0	0	11,666	32,455	126,563	0	0	0	0	255,177
Gulf Christian College LTD	QLD	692,330	157,390	388,303	62,310	319,511	610,117	132,152	0	31,249	0	0	2,393,362
Heights College Ltd	QLD	5,320,809	454,702	151,613	1,305	643,829	173,069	0	0	21,035	0	0	6,766,362
Hillbrook Anglican School Limited	QLD	4,955,888	707,818	15,191	0	66,065	0	0	0	0	0	0	5,744,962
Hillcrest Christian College Limited	QLD	8,759,801	603,906	15,507	3,549	398,087	0	0	0	2,753	0	0	9,783,603
Hillis Educational Foundation Limited	QLD	3,449,934	171,823	8,851	1,516	390,198	0	17,408	0	0	0	0	4,039,730
Hinchinbrook Christian School Inc	QLD	41,096	0	0	0	2,039	40,527	92,984	0	0	0	0	176,646
Horizons College of Learning and Enrichment Limited	QLD	1,118,190	132,353	71,989	0	481,940	0	200,072	0	0	0	0	2,004,544

Name	State	Base	Students with disability	Aboriginal and Torres Strait Islander	Low English proficiency	Socio educational disadvantage	Location	Size	Special Circumstances Funding	Prescribed Circumstances Funding	Adjustments ¹³	Previous Legislation	Total Funding
Islamic College of Brisbane Limited	QLD	7,035,543	58,335	4,772	0	804,836	0	0	0	5,506	0	0	7,908,992
John Paul College Limited	QLD	9,946,947	464,302	76,748	8,848	407,207	0	0	0	0	0	0	10,904,052
Jubilee Christian College Limited	QLD	1,907,620	506,237	47,825	688	420,457	794,746	0	0	78,853	-2,894	0	3,753,533
Kimberley College Ltd	QLD	6,850,994	662,210	30,364	0	473,413	0	0	0	36,563	-274,845	0	7,778,699
King's Christian Education Limited	QLD	14,586,155	882,822	52,532	11,999	706,513	0	0	0	19,273	-7,059	0	16,252,235
Koorabyn Campus Incorporated	QLD	2,301,711	0	54,723	0	381,056	21,388	164,581	0	0	0	0	2,923,459
Leading Educational Enterprises Ltd	QLD	3,785,128	509,052	16,999	0	231,757	0	0	0	118,086	0	0	4,661,022
Lighthouse Baptist Church Rockhampton	QLD	1,376,320	171,571	18,766	0	222,571	47,423	151,010	0	15,721	0	0	2,003,382
Lutheran Church of Australia Queensland District	QLD	121,381,867	11,943,846	837,581	42,659	8,397,344	1,249,119	451,579	0	801,935	-826,443	0	144,279,486
Mackay Christian Colleges Ltd	QLD	4,900,192	300,064	118,640	4,542	831,084	490,663	0	0	27,532	0	0	6,672,717
Maridahi Early Childhood Community	QLD	381,390	40,855	0	0	32,376	0	118,445	0	22,797	0	0	595,863
Maryborough Christian Education Foundation Ltd	QLD	6,526,880	628,099	80,355	0	1,150,393	0	0	0	46,585	0	0	8,432,311
Matthew Flinders Anglican College Limited	QLD	8,546,761	423,472	9,281	2,863	130,486	0	0	0	33,039	0	0	9,145,902
Montessori International College Limited	QLD	1,626,772	45,788	17,598	0	169,358	0	142,641	0	1,377	0	0	2,003,534
Moreton Bay Braili Steiner School Association Inc.	QLD	279,070	90,116	0	0	19,251	0	156,759	0	0	0	0	545,196
Moreton Bay Boys College Ltd	QLD	2,505,839	375,176	12,654	1,170	64,131	0	19,498	0	5,506	0	0	2,983,974
Moreton Bay College	QLD	5,838,343	254,708	13,181	1,329	153,970	0	0	0	0	0	0	6,261,531
Moreton Bay Montessori Association Inc.	QLD	987,959	73,445	1,636	3,480	53,764	0	127,759	0	8,260	0	0	1,256,303

Name	State	Base	Students with disability	Aboriginal and Torres Strait Islander	Low English proficiency	Socio educational disadvantage	Location	Size	Special Circumstances Funding	Prescribed Circumstances Funding	Adjustments ¹³	Previous Legislation	Total Funding
Mueller College Limited	QLD	11,558,939	1,403,055	52,237	10,893	1,080,591	0	125,555	0	37,169	0	0	14,268,439
Music Industry Community Services Limited	QLD	503,337	0	2,172	278	39,854	0	163,905	0	0	0	0	709,546
Nambour Christian College Ltd	QLD	8,210,984	558,304	38,452	2,881	510,033	0	0	0	19,658	0	0	9,340,312
Noosa Pengari Steiner School Assn Inc.	QLD	1,928,583	15,573	0	0	88,645	0	146,458	0	2,753	0	0	2,182,012
Northside Christian College Ltd	QLD	6,762,245	709,056	14,713	2,993	233,802	0	0	0	0	0	0	7,722,809
Ohana Education Ltd	QLD	2,104,633	559,231	50,717	2,399	907,097	0	219,168	0	0	0	0	3,843,245
ONESCHOOL GLOBAL QLD LTD.	QLD	2,363,394	79,659	0	0	458,910	0	158,151	0	11,013	0	0	3,071,127
Opus Angelorum Ltd	QLD	174,919	0	1,965	0	7,725	0	127,451	0	0	0	0	312,060
Ormiston College Limited	QLD	7,138,414	403,632	7,052	5,218	152,404	0	0	0	0	0	0	7,706,720
Parents' National Education Union (Australia) Inc.	QLD	218,358	0	0	0	0	0	87,826	0	0	0	0	306,184
Parklands Christian College Limited	QLD	4,889,469	313,056	34,465	7,540	656,349	0	0	0	20,842	0	0	5,921,721
Peregian Beach Community College Ltd	QLD	1,074,820	146,949	3,353	0	86,375	0	138,306	0	10,022	0	0	1,459,825
Pine Community School LTD	QLD	490,996	95,343	5,126	0	12,671	0	118,465	0	2,753	0	0	725,354
Queensland Baptists Education Company Ltd	QLD	880,711	91,772	36,569	1,810	164,912	2,404	143,233	0	0	0	0	1,321,411
Queensland Education & Cultural Foundation Limited	QLD	1,811,150	34,346	0	20,454	134,905	0	154,831	0	0	-60,000	0	2,095,686
Queensland Independent College Ltd	QLD	668,528	0	0	0	27,778	0	59,622	0	0	0	0	755,927
Radiant Life Education Ltd	QLD	653,731	0	767,245	58,836	315,734	144,910	129,565	0	0	0	0	2,070,021
Redlands Combined Independent College Inc.	QLD	8,520,967	631,553	17,556	0	286,011	0	0	0	0	0	0	9,456,087
Rivermount Education Limited	QLD	6,100,155	548,909	139,724	1,391	518,024	0	0	0	8,260	0	0	7,316,463

Name	State	Base	Students with disability	Aboriginal and Torres Strait Islander	Low English proficiency	Socio educational disadvantage	Location	Size	Special Circumstances Funding	Prescribed Circumstances Funding	Adjustments ¹³	Previous Legislation	Total Funding
Rudolf Steiner Education Group Brisbane Inc.	QLD	1,905,145	66,909	5,634	0	95,972	0	112,998	0	0	0	0	2,186,658
Saint Stephen's College Limited	QLD	7,024,943	618,368	5,180	2,585	275,002	0	0	0	52,504	0	0	7,978,582
Searchlight Education Springfield	QLD	1,134,887	74,067	1,072,361	102,140	536,809	0	118,875	0	8,645	0	0	3,047,784
Seventh-Day Adventist Schools (Northern Australia) Limited	QLD	2,025,089	104,211	231,035	0	445,517	291,187	406,273	0	2,753	-28,442	0	3,477,623
Seventh-Day Adventist Schools (South Queensland) Limited	QLD	15,730,484	978,802	115,074	6,644	1,434,336	0	748,975	0	191,928	0	0	19,206,243
Sheldon College	QLD	8,756,874	398,081	15,325	1,397	282,521	0	0	0	15,143	0	0	9,469,341
Sinai College	QLD	160,995	0	0	0	3,496	0	142,665	0	0	0	0	307,156
Somerset College Limited	QLD	8,724,962	715,533	4,967	4,348	136,234	0	0	0	45,621	0	0	9,631,665
St Aidan's School Council Limited	QLD	2,046,359	314,962	1,928	0	352,224	0	0	0	0	0	0	2,398,473
St Luke's Anglican School	QLD	0	0	0	0	0	0	0	0	0	3,419,239	0	3,419,239
St Margaret's School Council Limited	QLD	3,670,602	222,494	34,966	1,659	49,894	0	0	0	0	0	0	3,979,615
St Michael's College	QLD	2,241,871	387,253	4,661	0	198,919	0	0	0	1,377	0	0	2,834,081
St Paul's School Bald Hills	QLD	0	0	0	0	0	0	0	0	0	3,982,505	0	3,982,505
St Philomena School Limited	QLD	1,209,323	76,789	0	0	128,908	0	145,778	0	2,753	0	0	1,563,551
Tambarine Mountain College Limited	QLD	3,435,021	308,053	7,686	0	433,055	0	85,908	0	0	0	0	4,269,723
TEC-NQ Limited	QLD	1,906,000	0	197,198	0	338,670	327,089	168,890	0	0	0	0	2,937,847
The Anglican School Commission (QLD)	QLD	76,756,184	3,901,754	313,549	8,915	3,125,095	13,000	0	0	169,104	-33,063,547	0	51,224,054
The Association for Parent Controlled Christian Schools At Brisbane	QLD	7,117,787	465,580	31,903	14,069	515,053	0	0	0	26,348	0	0	8,170,740

Name	State	Base	Students with disability	Aboriginal and Torres Strait Islander	Low English proficiency	Socio educational disadvantage	Location	Size	Special Circumstances Funding	Prescribed Circumstances Funding	Adjustments ¹³	Previous Legislation	Total Funding
The Baptist Union of Queensland- Community Services Group	QLD	2,916,825	475,260	263,875	814	1,257,152	64,548	519,323	0	225,160	0	0	5,722,957
The Cathedral School of St Anne and St James Limited	QLD	6,125,091	325,626	130,694	1,387	208,466	1,088,199	0	0	17,896	0	0	7,897,359
The Corporation of the Roman Catholic Bishops of Queensland	QLD	1,000,826,411	106,555,521	19,761,135	886,374	97,919,195	51,869,095	16,396,649	0	0	-836,986	0	1,293,377,394
The Glennie School	QLD	0	0	0	0	0	0	0	0	0	3,103,050	0	3,103,050
The Lakes Christian College Limited	QLD	1,406,543	324,456	44,513	0	165,883	0	134,253	0	4,127	0	0	2,079,775
The Montessori School Limited	QLD	632,681	102,434	3,336	0	4,901	0	129,208	0	0	0	0	872,560
The Presbyterian and Methodist Schools Association	QLD	19,673,560	1,259,332	77,055	10,498	342,290	0	0	0	60,571	-4,464	0	21,418,842
The Presbyterian Church of Queensland	QLD	4,585,551	224,148	17,768	0	146,420	0	0	0	70,923	-2,647,765	0	2,397,045
The School of Total Education	QLD	867,988	65,829	22,502	2,681	852,78	12,054	160,611	0	9,636	0	0	1,226,579
The Toowoomba Preparatory School	QLD	0	0	0	0	0	0	0	0	0	1,371,301	0	1,371,301
The Uniting Church In Australia Property Trust (Q)	QLD	14,996,785	2,203,869	2,101,151	161,004	1,559,419	281,433	290,528	0	162,413	0	0	21,756,602
Toogoolawa Schools Limited	QLD	629,192	336,461	12,977	0	271,182	0	149,222	0	89,067	0	0	1,488,101
Toowoomba Christian College Limited	QLD	5,129,566	452,093	19,813	0	581,022	0	0	0	6,883	0	0	6,189,377
Toowoomba Christian Parent Controlled Day School Assoc.	QLD	590,835	0	8,460	0	63,792	0	136,157	0	0	0	0	799,244
Townsville Christian College Limited	QLD	582,641	23,011	268,063	0	151,508	100,767	100,069	0	1,377	0	0	1,227,436
Townsville Christian Education Association Limited	QLD	3,228,861	148,679	61,383	1,114	228,464	571,270	0	0	15,143	-10,906	0	4,244,008
Townsville Grammar School	QLD	6,943,663	183,730	28,070	2,408	171,645	1,337,920	0	0	4,130	0	0	8,671,566

Name	State	Base	Students with disability	Aboriginal and Torres Strait Islander	Low English proficiency	Socio educational disadvantage	Location	Size	Special Circumstances Funding	Prescribed Circumstances Funding	Adjustments ¹³	Previous Legislation	Total Funding
Trinity Anglican School Limited	QLD	4,683,971	147,067	13,329	5,316	126,870	787,520	0	0	23,981	0	0	5,788,054
Trinity College Gladstone Ltd	QLD	3,025,172	347,906	35,279	6,962	283,889	158,107	0	0	15,336	0	0	3,872,651
Trustees of the Christian Brothers (Queensland)	QLD	1,326,084	322,075	250,614	9,208	571,542	0	271,421	0	0	0	0	2,750,944
Wadja Wadja Aboriginal Corporation for Education	QLD	607,609	0	729,131	54,685	289,398	302,115	155,309	0	0	-12,054	0	2,126,193
West Moreton Anglican College	QLD	0	0	0	0	0	0	0	0	0	5,364,763	0	5,364,763
Whitsunday Anglican School Limited	QLD	4,493,861	235,701	8,764	1,185	181,100	487,744	0	0	8,260	0	0	5,416,615
Yarranlea Limited	QLD	149,760	14,377	0	0	1,409	0	125,045	0	0	0	0	290,591
Y-CARE (South-East Queensland) Inc.	QLD	3,457,028	727,561	170,793	0	1,489,979	0	208,074	0	0	-531,978	0	5,521,457
AFC Schools (SA) Limited	SA	974,260	60,361	0	17,472	107,708	0	0	0	10,420	0	0	1,170,221
Annesley College	SA	195,842	101,601	0	0	4,422	0	80,335	0	1,575	0	0	383,775
Bethany Christian School Inc	SA	3,425,291	862,011	13,689	13,625	711,306	0	0	0	18,901	0	0	5,044,823
Cedar College INC	SA	5,298,568	633,120	11,829	7,937	460,289	0	0	0	7,875	0	0	6,419,618
Copper Triangle Christian School Association Inc	SA	1,700,342	267,839	11,424	4,137	325,295	273,534	128,606	0	9,451	0	0	2,720,628
Dara Village Incorporated	SA	128,448	45,525	0	0	7,045	0	131,985	0	0	0	0	313,003
Domino Servite College Incorporated	SA	274,307	16,182	0	0	30,765	0	149,070	0	0	0	0	470,324
Emmaus Christian College Inc	SA	4,812,494	447,818	7,067	6,168	187,686	0	0	0	7,875	0	0	5,469,108
Eynesbury Senior College Incorporated	SA	490,336	294,610	0	245	35,085	0	110,941	0	0	0	0	931,217
Garden College	SA	2,205,016	239,005	0	24,011	236,774	0	106,682	0	0	0	0	2,811,488
Heritage College Inc	SA	2,286,432	354,596	0	1,331	288,645	0	59,090	0	12,601	0	0	3,002,695
Hope Christian College Inc	SA	4,365,660	707,082	21,782	24,593	825,684	0	0	0	22,051	0	0	5,966,852

Name	State	Base	Students with disability	Aboriginal and Torres Strait Islander	Low English proficiency	Socio educational disadvantage	Location	Size	Special Circumstances Funding	Prescribed Circumstances Adjustments ¹³	Previous Legislation	Total Funding
IORA Islamic College of South Australia Limited	SA	380,589	0	0	4,298	27,139	0	131,985	0	0	0	544,011
King's Baptist Grammar School Incorporated	SA	6,537,819	549,859	9,868	0	359,870	0	0	0	20,476	0	7,477,892
Lutheran Education South Australia Northern Territory and Western Australia Incorporated	SA	100,053,580	11,944,896	3,455,548	259,053	8,979,269	5,527,974	1,780,302	0	742,574	-200,953	132,542,243
Mid North Christian College Association Incorporated	SA	2,050,088	249,318	26,989	0	311,412	261,651	149,816	0	7,875	0	3,057,149
Mount Barker Waldorf School, A School For Rudolf Steiner Education Incorporated	SA	1,774,646	140,949	11,834	0	100,460	0	132,299	0	1,575	0	2,161,763
Muirden College Pty Ltd	SA	351,601	344,897	1,208	165	23,638	0	96,698	0	14,396	0	832,603
Multi Cultural Youth Education Support Services Limited	SA	3,586,054	212,558	0	51,240	534,346	0	0	0	0	0	4,384,198
OneSchool Global SA Incorporated	SA	758,005	46,709	0	0	131,468	0	154,258	0	13,042	0	1,103,482
Pedare Christian College Inc	SA	5,802,232	586,133	6,779	4,235	402,972	0	0	0	3,150	0	6,805,501
Pembroke School Incorporated	SA	5,849,001	618,807	21,855	6,156	62,754	0	0	0	43,630	0	6,602,203
Pilgrim School Inc	SA	954,008	238,531	2,450	0	33,917	0	94,302	0	3,150	0	1,326,358
Playford College Ltd	SA	726,926	30,350	0	19,764	126,633	0	131,985	0	0	0	1,035,658
Portside Christian College Inc	SA	5,016,004	542,539	7,290	5,547	376,123	0	0	0	4,725	0	5,952,228
Prince Alfred College	SA	4,463,574	498,639	17,027	2,709	78,542	0	0	0	36,448	0	5,096,939
Pulteney Grammar School Inc	SA	3,666,490	555,824	0	1,210	40,365	0	0	0	28,572	0	4,292,461
Riverland Christian School Inc	SA	320,718	61,328	11,671	0	67,526	103,169	105,596	0	6,521	0	676,529
Scotch College Incorporated	SA	3,958,036	458,134	13,647	0	38,442	0	0	0	1,575	0	4,469,834

Name	State	Base	Students with disability	Aboriginal and Torres Strait Islander	Low English proficiency	Socio educational disadvantage	Location	Size	Special Circumstances Funding	Prescribed Circumstances Funding	Adjustments ¹³	Previous Legislation	Total Funding
Seventh-Day Adventist Schools (South Australia) Limited	SA	7,527,956	1,793,267	38,259	23,910	792,369	0	162,116	0	14,176	0	0	10,352,053
Seymour College Inc	SA	2,877,314	146,828	9,077	0	40,759	0	0	0	14,176	0	0	3,088,154
Sisters of St Joseph Mary MacKillop College Kensington Limited	SA	2,264,730	218,166	0	14,270	427,908	0	177,580	0	11,246	0	0	3,113,900
South Australian Anglican Schools System Incorporated	SA	32,411,672	2,711,935	108,173	28,398	3,207,221	0	0	0	148,028	0	0	38,615,427
South Australian Commission for Catholic Schools Inc	SA	290,865,452	32,348,358	1,222,664	737,200	31,146,854	7,923,996	6,104,522	0	0	-291	0	370,348,755
Southern Montessori Education Centre Incorporated	SA	1,262,988	98,763	1,558	0	60,085	0	125,478	0	1,575	0	0	1,550,447
Southern Vales Christian College Inc	SA	4,020,436	486,911	33,325	1,206	535,780	0	0	0	35,093	0	0	5,112,751
Specialised Assistance School for Youth (SASY) Ltd	SA	1,133,428	914,869	16,463	0	488,507	0	210,451	0	0	0	0	2,763,718
St Andrews School Inc	SA	1,356,755	124,912	1,238	0	11,734	0	0	0	23,154	0	0	1,517,793
ST DOMINIC'S PRIORY COLLEGE LTD	SA	4,573,903	232,226	5,901	0	314,616	0	0	0	0	0	0	5,126,646
St George College Inc	SA	1,678,422	104,980	0	12,913	220,999	0	125,736	0	24,509	0	0	2,167,559
St John's Grammar School Inc	SA	3,820,222	430,975	6,446	0	136,701	0	0	0	0	0	0	4,394,344
St Mary's College Ltd	SA	5,417,312	501,289	11,186	6,166	278,189	0	0	0	7,875	0	0	6,222,017
St Peters Collegiate Girls School Inc	SA	2,841,499	280,729	5,452	2,841	47,240	0	0	0	15,751	0	0	3,193,512
St Peter's Woodlands Grammar School Inc	SA	3,398,408	212,335	2,727	965	54,535	0	0	0	18,901	0	0	3,687,871
St. Spyridon's Greek Orthodox Community INC	SA	241,812	41,075	0	0	29,441	0	89,313	0	4,946	0	0	406,587
Suneden Specialist School Incorporated	SA	367,600	819,749	3,959	0	158,436	0	99,817	0	0	0	0	1,449,561
Sunrise Christian School	SA	5,859,852	630,276	8,926	7,980	285,388	0	0	0	46,339	0	0	6,838,761

Name	State	Base	Students with disability	Aboriginal and Torres Strait Islander	Low English proficiency	Socio educational disadvantage	Location	Size	Special Circumstances Funding	Prescribed Circumstances Funding	Adjustments ¹³	Previous Legislation	Total Funding
Sunrise Christian School Whyalla	SA	994,933	111,902	10,866	0	104,096	132,258	121,659	0	33,487	0	0	1,509,201
Temple Christian College Inc	SA	6,545,001	692,001	15,518	50,066	798,576	0	0	0	48,135	0	0	8,149,297
The Anglican Church of Australia Collegiate School of Saint Peter	SA	5,420,802	390,789	15,618	0	84,170	0	0	0	9,451	0	0	5,920,830
The Hills Christian Community School Inc	SA	2,502,616	358,824	7,528	0	128,290	0	0	0	30,368	0	0	3,027,626
The Hills Montessori School Inc	SA	760,676	104,003	2,969	0	14,886	0	119,625	0	14,396	0	0	1,016,555
Torrens Valley Association for Christian Education Inc	SA	3,950,552	532,037	16,685	0	260,633	0	0	0	14,176	-14,118	0	4,759,965
Tyndale Christian School - Murray Bridge Incorporated	SA	1,110,214	523,514	72,771	0	331,986	0	117,920	0	1,575	0	0	2,157,980
Tyndale Christian School - Strathalbyn Incorporated	SA	2,355,322	337,702	22,716	0	285,742	0	125,537	0	25,202	0	0	3,152,221
Tyndale Christian School Inc	SA	9,873,760	2,027,091	26,507	22,380	1,291,884	0	0	0	72,675	-17,144	0	13,297,153
University Senior College at Adelaide University Incorporated	SA	1,360,705	616,603	6,212	726	104,037	0	143,084	0	6,300	0	0	2,237,667
Wakefield Regional Christian School Association Incorporated	SA	2,653,653	940,926	4,310	0	458,730	136,882	45,778	0	52,419	0	0	4,292,698
Walford Anglican School for Girls Inc	SA	2,241,529	147,932	0	0	32,946	0	0	0	7,875	0	0	2,430,282
Westminster School	SA	6,245,062	420,364	62,648	3,218	136,429	0	0	0	27,438	-1,387	0	6,893,772
Wilderness School Ltd	SA	3,615,622	154,558	10,359	2,951	51,737	0	0	0	0	0	0	3,835,227
Willunga Waldorf School	SA	2,196,267	129,787	3,198	0	186,367	0	109,018	0	4,725	0	0	2,629,362
Woodcroft College Inc	SA	8,726,654	418,157	12,453	2,744	561,764	0	0	0	18,901	0	0	9,740,673
Australian Christian College Tasmania Inc	TAS	630,020	91,143	21,001	16,045	185,420	96,921	122,890	0	7,037	0	0	1,170,477
Catholic Education Centre	TAS	108,546,818	11,625,570	2,585,975	52,858	13,861,492	10,025,836	2,522,693	0	0	-8,932	0	149,212,310
Christian Schools Tasmania	TAS	5,559,089	1,189,444	95,981	6,880	744,250	437,260	502,272	0	6,173	0	0	8,541,349

Name	State	Base	Students with disability	Aboriginal and Torres Strait Islander	Low English proficiency	Socio educational disadvantage	Location	Size	Special Circumstances Funding	Prescribed Circumstances Funding	Adjustments ¹³	Previous Legislation	Total Funding
Circular Head Christian Schools Inc	TAS	2,033,674	364,011	338,584	10,982	471,899	564,280	135,892	0	4,303	0	0	3,923,625
CityLight Church	TAS	2,120,850	372,945	41,774	1,593	279,234	171,264	133,297	0	23,405	0	0	3,144,362
Devonport Christian School Inc	TAS	889,681	264,467	30,747	0	115,792	109,023	109,534	0	2,011	0	0	1,521,255
Fahan School	TAS	1,719,101	88,917	6,717	1,271	52,012	190,255	141,248	0	4,021	0	0	2,203,542
Free Reformed School Association (INC) TAS	TAS	620,044	67,090	0	0	78,829	50,260	126,368	0	2,151	0	0	944,742
Fusion Australia LTD	TAS	74,258	115,100	9,282	0	16,976	26,341	81,553	0	0	-4,176	0	319,334
Geneva Fellowship Inc.	TAS	1,292,931	268,620	31,852	1,250	346,496	161,792	137,609	0	3,016	0	0	2,243,566
Giant Steps Tasmania	TAS	128,447	286,437	1,015	0	55,361	25,081	62,846	0	78,176	0	0	637,363
Huon Valley Independent School Association Inc	TAS	435,545	40,925	1,576	0	20,172	76,997	118,649	0	2,011	-1,156	0	694,719
Hutchins School Board of Management	TAS	4,535,466	486,468	17,731	0	120,364	509,970	0	0	71,380	0	0	5,741,379
Launceston Christian School Inc.	TAS	4,106,632	666,537	11,830	2,384	408,220	294,398	0	0	18,096	0	0	5,508,097
Leighland Christian Parent Controlled School Association Incorporated	TAS	3,836,511	716,560	105,256	0	642,954	464,170	0	0	16,226	0	0	5,781,677
Newstead Christian School Inc	TAS	510,037	76,441	0	0	65,208	41,768	122,313	0	4,021	0	0	819,788
Northern Tasmania Steiner Association Inc.	TAS	222,819	29,058	6,884	0	24,554	22,311	126,369	0	0	0	0	431,995
OneSchool Global TAS Ltd	TAS	1,119,203	105,137	0	0	195,337	85,698	151,520	0	10,194	0	0	1,667,089
Scotch Oakburn College Inc.	TAS	6,073,166	619,743	13,906	1,228	189,064	454,829	0	0	27,848	0	0	7,379,784
Seventh-Day Adventist Schools (Tasmania) Limited	TAS	991,039	215,410	49,116	10,940	298,554	113,988	257,388	0	19,242	-1,427	0	1,954,250
St. Michael's Collegiate School Board	TAS	3,423,147	209,705	33,397	0	72,841	341,491	0	0	15,502	0	0	4,096,083
Tarrenmah Steiner School Foundation Inc.	TAS	1,218,398	125,588	10,198	967	37,111	112,269	132,129	0	7,178	0	0	1,643,838

Name	State	Base	Students with disability	Aboriginal and Torres Strait Islander	Low English proficiency	Socio educational disadvantage	Location	Size	Special Circumstances Funding	Prescribed Circumstances Funding	Adjustments ¹³	Previous Legislation	Total Funding
The Board of Management, Launceston Church Grammar School	TAS	4,997,205	491,512	33,441	4,174	184,053	380,695	0	0	18,378	0	0	6,109,458
The Cottage School Inc.	TAS	365,518	0	0	0	7,720	32,519	106,813	0	2,011	0	0	514,581
The Friends School Incorporated	TAS	6,317,039	250,598	16,768	1,416	71,573	669,275	0	0	10,053	0	0	7,336,722
The Lambert School Inc	TAS	336,424	225,887	3,120	3,200	73,294	34,121	123,653	0	0	0	0	799,699
The Launceston Preparatory School Inc.	TAS	623,870	95,037	4,350	0	10,687	48,156	103,324	0	2,011	0	0	887,435
Adass Israel School Inc	VIC	3,248,755	524,749	0	252,897	1,200,606	0	0	0	46,859	0	0	5,273,866
Advance College of Education Incorporated	VIC	712,525	80,321	18,844	0	307,098	0	145,588	0	0	0	0	1,264,376
AFIC SCHOOLS (VICTORIA) LIMITED	VIC	6,103,310	0	0	108,272	923,198	0	0	0	0	0	0	7,134,780
Aitken College Limited	VIC	9,938,756	374,656	5,823	38,463	786,435	0	0	0	80,617	-5,618,036	0	5,606,714
Al Iman College Ltd	VIC	1,724,769	477,391	1,749	38,788	228,104	0	143,472	0	0	0	0	2,614,273
Al Siraat College Inc.	VIC	6,392,168	506,796	0	176,921	1,065,640	0	0	0	0	0	0	8,141,525
Albury Wodonga Community College Limited	VIC	1,954,498	116,721	169,785	0	757,752	0	275,021	0	32,199	0	0	3,305,976
Alla College Limited	VIC	317,290	0	0	0	25,133	0	128,074	0	0	0	0	470,497
Alphington Grammar School	VIC	2,108,316	520,088	0	1,233	121,705	0	93,563	0	88,514	0	0	2,933,419
Andale School Inc	VIC	168,242	375,179	0	192	72,512	0	96,531	0	32,686	0	0	745,342
Anglican Diocesan Commission (Diocese of Melbourne) Ltd	VIC	8,428,863	227,897	5,694	12,153	784,642	0	0	0	22,227	0	0	9,481,476
Association for Christian Education Mount Evelyn Inc	VIC	4,177,911	937,867	3,424	0	331,210	0	0	0	81,611	0	0	5,532,023
Association for Christian Education of Dandenong	VIC	5,315,479	864,735	8,892	8,332	295,040	0	0	0	14,565	0	0	6,507,043
Association for Christian Education of Frankston Incorporated	VIC	4,053,624	213,312	5,437	1,366	440,904	0	0	0	35,484	0	0	4,750,127

Name	State	Base	Students with disability	Aboriginal and Torres Strait Islander	Low English proficiency	Socio educational disadvantage	Location	Size	Special Circumstances Funding	Prescribed Circumstances Funding	Adjustments ¹³	Previous Legislation	Total Funding
Australian International Academy of Education Inc	VIC	11,609,656	1,308,949	0	133,962	1,011,309	0	28,208	0	0	0	0	14,092,084
Bairnsdale Christian Community School Inc	VIC	440,050	27,066	0	0	40,738	69,765	117,707	0	2,615	0	0	697,941
Ballarat Christian College	VIC	2,284,297	563,096	16,864	16,574	229,371	0	149,205	0	9,335	0	0	3,268,742
Ballarat Steiner School & Kindergarten Inc.	VIC	527,610	101,760	1,447	0	38,604	0	110,633	0	33,392	0	0	813,446
Beaconhills Christian College Limited	VIC	18,561,667	1,208,831	12,118	283,656	4,160,825	0	0	0	28,764	0	0	24,255,861
Beechworth Montessori Children's Group Inc	VIC	503,916	65,747	0	0	12,759	18,647	114,367	0	9,152	0	0	724,588
Beis Efrain College Limited	VIC	633,258	59,488	0	70,362	333,262	0	103,480	0	0	0	0	1,199,850
Belgrave Heights Christian School of Presbyterian Church Vic Inc	VIC	4,913,249	387,603	1,908	3,022	443,222	0	0	0	39,223	0	0	5,788,227
Berengarra School Ltd	VIC	619,016	1,151,370	1,623	0	266,796	0	123,950	0	207,047	0	0	2,369,802
Berry Street Victoria Incorporated	VIC	884,044	1,375,860	66,452	0	381,023	0	142,036	0	372,125	-167,828	0	3,053,712
Bialik College (Nominees) Pty Ltd	VIC	1,886,606	648,311	0	0	46,530	0	0	0	0	0	0	2,581,447
Billanook College Limited	VIC	4,755,131	238,875	8,142	1,506	268,733	0	0	0	30,254	-5,549	0	5,297,092
Blyton Pty Ltd	VIC	2,050,394	17,583	0	0	268,359	0	171,124	0	0	0	0	2,507,460
Brighton Grammar School	VIC	3,479,949	167,515	8,139	1,442	64,019	0	0	0	0	0	0	3,721,064
Brotherhood of St Laurence	VIC	519,920	523,820	8,530	0	224,086	0	110,541	0	0	0	0	1,386,897
Camberwell Anglican Girls Grammar School	VIC	2,627,291	37,369	6,155	0	25,249	0	0	0	1,307	0	0	2,697,371
Capability Building Inc	VIC	200,259	446,577	0	0	86,312	5,605	52,884	0	0	0	0	791,637
Carey Baptist Grammar School Limited	VIC	6,373,460	601,102	1,981	4,991	88,272	0	0	0	129,986	0	0	7,199,792
Castlemaine Steiner School Ltd	VIC	1,147,867	14,433	3,290	1,163	41,589	0	130,061	0	0	0	0	1,338,403

Name	State	Base	Students with disability	Aboriginal and Torres Strait Islander	Low English proficiency	Socio educational disadvantage	Location	Size	Special Circumstances Funding	Prescribed Circumstances Funding	Adjustments ¹³	Previous Legislation	Total Funding
Catholic Education Commission of Victoria Limited	VIC	1,448,005,825	166,218,452	3,547,841	5,748,547	169,937,572	13,616,292	29,546,480	0	0	-969,360	0	1,835,651,650
Caulfield Grammar School	VIC	12,843,176	349,709	4,181	107,623	816,352	0	0	0	132,392	-43,702	0	14,209,731
Cheder Levi Yitzchok Inc.	VIC	236,939	15,320	0	4,939	47,262	0	133,241	0	0	0	0	437,701
Child & Family Care Network Inc	VIC	142,501	265,051	0	0	61,418	0	104,787	0	61,554	0	0	635,311
Christ Church Grammar School	VIC	488,082	155,451	0	0	7,934	0	10,816	0	0	0	0	662,283
Christadelphian Heritage College Melbourne	VIC	284,826	25,618	0	0	30,923	0	111,406	0	4,105	0	0	456,878
Christian College Bellarine Ltd	VIC	3,153,670	97,458	11,192	0	250,070	0	17,757	0	22,410	0	0	3,552,557
Christian College Geelong Limited	VIC	6,224,044	399,855	7,019	0	345,977	0	0	0	55,279	0	0	7,032,174
Christian College Institute of Senior Education Limited	VIC	3,543,950	245,200	4,133	1,827	261,966	0	169,647	0	8,028	0	0	4,234,751
Christian Resource Ministries Inc.	VIC	2,287,724	176,002	0	1,228	99,776	0	144,369	0	0	0	0	2,709,099
Cire Services Incorporated	VIC	1,257,803	1,571,016	34,808	0	542,113	0	211,768	0	0	0	0	3,617,508
Community College Gippsland LTD	VIC	975,034	263,509	48,919	0	447,882	0	164,020	0	70,916	0	0	1,970,280
Cornish College	VIC	4,156,785	358,123	4,115	0	96,431	0	0	0	0	-3,009,164	0	1,606,290
Creek Street Christian Fellowship	VIC	1,916,759	221,343	0	2,276	189,989	0	150,103	0	22,776	0	0	2,503,246
Crest Education Ltd	VIC	11,098,313	520,552	3,635	3,291	680,562	0	0	0	7,845	0	0	12,314,198
Dandenong Ranges Steiner School Inc	VIC	849,963	41,028	1,525	1,720	55,308	0	118,947	0	42,178	0	0	1,110,669
Darul Ulum College of Victoria	VIC	7,742,114	956,443	0	0	640,870	0	0	0	0	0	0	9,339,427
Daylesford Dharma School Inc.	VIC	384,349	14,852	0	0	55,410	0	129,173	0	0	0	0	583,784

Name	State	Base	Students with disability	Aboriginal and Torres Strait Islander	Low English proficiency	Socio educational disadvantage	Location	Size	Special Circumstances Funding	Prescribed Circumstances Funding	Adjustments ¹³	Previous Legislation	Total Funding
Deutsche Schule Melbourne Inc.	VIC	458,858	0	0	0	5,976	0	145,302	0	0	0	0	610,136
Donvale Christian College	VIC	6,671,824	924,764	3,855	0	151,935	0	0	0	154,461	0	0	7,906,839
East Gippsland Steiner Education Group Inc.	VIC	376,685	0	0	0	58,265	58,878	127,753	0	0	0	0	621,581
East Preston Islamic College Limited	VIC	4,242,320	383,116	0	55,056	951,183	0	0	0	0	0	0	5,631,675
Ecumenical Schools Australia	VIC	118,727,512	5,172,891	232,458	68,460	5,193,750	898,561	501,164	0	454,886	-5,317,720	0	125,931,962
Eltham College	VIC	2,727,404	348,555	3,818	0	117,878	0	19,702	0	15,689	0	0	3,233,046
Erasmus School	VIC	426,885	65,249	0	0	3,641	0	113,502	0	5,413	-18,787	0	595,903
Fintona Girls' School	VIC	1,733,131	35,596	0	0	12,316	0	115,934	0	3,922	0	0	1,900,899
Firbank Grammar School	VIC	3,052,736	166,227	6,044	1,543	40,936	0	0	0	0	0	0	3,267,486
Fitzroy Community School Co-Operative Ltd	VIC	498,245	0	0	0	1,759	0	156,973	0	0	-123,139	0	533,838
Flinders Christian Community College Inc	VIC	14,327,890	318,193	19,519	5,886	914,987	0	0	0	67,778	0	0	15,654,253
Frank Dando Sports Academy Association Ltd	VIC	212,037	394,390	0	242	91,388	0	51,994	0	69,948	0	0	819,999
Freshwater Creek Steiner School Association Incorporated	VIC	866,918	91,792	3,556	0	77,909	0	133,060	0	0	0	0	1,173,235
Gandel Besen House Limited	VIC	705,873	222,791	0	0	4,225	0	16,794	0	7,845	0	0	957,528
Geelong Baptist College Inc	VIC	2,262,185	315,798	12,292	1,282	266,911	0	172,469	0	15,689	0	0	3,046,626
Geelong Christian Education Association	VIC	4,873,207	227,532	13,727	6,375	390,267	0	0	0	10,826	0	0	5,521,934
Geelong Grammar School	VIC	6,113,007	295,024	61,268	6,429	127,965	0	0	0	11,950	0	0	6,615,643
Ghilgai School Ltd	VIC	498,129	95,826	0	0	42,804	0	104,182	0	20,527	0	0	761,468
Giant Steps Melbourne Limited	VIC	119,651	266,821	0	136	51,570	0	51,114	0	0	0	0	489,292
Girton Grammar School Ltd	VIC	8,526,798	567,307	26,193	5,546	275,928	0	0	0	46,127	0	0	9,447,899

Name	State	Base	Students with disability	Aboriginal and Torres Strait Islander	Low English proficiency	Socio educational disadvantage	Location	Size	Special Circumstances Funding	Prescribed Circumstances Funding	Adjustments ¹³	Previous Legislation	Total Funding
Gisborne Montessori School Limited	VIC	316,373	152,937	0	0	24,373	0	102,322	0	13,624	0	0	609,629
Glenroy Private Ltd	VIC	1,590,975	64,219	0	32,315	503,129	0	112,472	0	0	0	0	2,303,110
Grace Christian College Co-operative Ltd	VIC	786,812	0	10,745	1,639	81,564	0	149,710	0	0	0	0	1,030,470
Haileybury	VIC	19,959,477	2,335,772	19,285	12,978	305,132	0	0	0	22,593	0	0	22,655,237
Heathdale Christian College Limited	VIC	9,023,240	101,396	3,664	3,025	242,052	0	0	0	38,831	0	0	9,412,208
Hester Hornbrook Academy	VIC	1,830,553	0	31,585	11,715	788,969	0	213,186	0	0	0	0	2,876,008
Iljim College	VIC	16,708,746	1,691,464	6,927	307,441	2,268,446	0	0	0	0	-18,828	0	20,964,196
Insight Education Centre for the Blind and Vision Impaired	VIC	98,673	220,040	0	0	4,802	0	44,097	0	0	0	0	367,612
Kamaruka Inc	VIC	275,599	512,615	0	314	118,783	0	96,845	0	42,910	0	0	1,047,066
Kardinia International College (Geelong) Ltd	VIC	12,092,999	867,219	5,879	4,555	240,106	0	0	0	61,816	0	0	13,272,574
Kerang Christian Community School Limited	VIC	887,947	32,480	10,663	2,467	120,460	141,327	159,287	0	0	0	0	1,354,631
Kilvington Grammar School Limited	VIC	3,622,607	115,473	4,198	7,032	39,485	0	0	0	6,537	0	0	3,795,332
Kingswood College Ltd	VIC	1,991,698	1,067,921	4,212	0	28,250	0	32,034	0	32,686	0	0	3,156,801
Koonwarra Village School Limited	VIC	328,156	0	0	0	1,978	25,396	121,264	0	0	0	0	476,794
Korowa Anglican Girls' School	VIC	1,868,371	20,787	0	0	15,498	0	2,817	0	0	0	0	1,907,473
Lauriston Girls' School	VIC	1,894,025	336,192	0	1,989	26,253	0	0	0	0	-5,072	0	2,253,387
Life Ministry Centre Ltd	VIC	5,371,931	342,663	15,920	10,024	273,814	0	0	0	53,605	0	0	6,067,957
Lighthouse Christian College Cranbourne Inc	VIC	6,927,055	49,882	0	47,796	425,873	0	0	0	0	0	0	7,450,606
Lighthouse Christian College Incorporated	VIC	5,307,040	441,421	5,599	30,347	358,672	0	0	0	0	0	0	6,143,079

Name	State	Base	Students with disability	Aboriginal and Torres Strait Islander	Low English proficiency	Socio educational disadvantage	Location	Size	Special Circumstances Funding	Prescribed Circumstances Funding	Adjustments ¹³	Previous Legislation	Total Funding
Little Yarra Steiner School Limited	VIC	2,097,829	219,124	1,713	0	190,421	0	152,304	0	0	0	0	2,661,391
Lowther Hall Anglican Grammar School	VIC	4,663,952	93,489	4,072	1,578	121,258	0	0	0	24,841	0	0	4,909,190
Lutheran Church of Australia Victorian District	VIC	47,957,180	3,969,919	159,067	49,274	3,515,687	1,698,380	1,616,722	0	363,857	-25,386	0	59,304,701
Mackillop Family Services Limited	VIC	0	0	0	0	0	0	0	0	0	376,868	0	376,868
Maharishi's Global Administration through Natural Law Ltd	VIC	242,808	36,426	3,218	0	5,302	0	105,607	0	0	-7,160	0	386,201
Mansfield Autism Statewide Services	VIC	169,517	378,023	0	0	73,062	24,752	68,741	0	64,352	0	0	778,447
MANSFIELD RUDOLF STEINER SCHOOL AND KINGERGARTEN INC	VIC	809,920	112,446	0	0	63,778	107,482	127,765	0	24,815	-9,683	0	1,236,523
Melbourne Girls Grammar - An Anglican School	VIC	2,623,339	122,722	13,626	6,568	72,006	0	0	0	0	0	0	2,838,261
Melbourne Grammar School	VIC	5,926,994	482,262	29,620	2,301	74,956	0	0	0	0	0	0	6,516,133
Melbourne Indigenous Transition School	VIC	226,713	0	272,055	20,405	104,628	0	57,055	0	0	0	0	680,856
Melbourne Montessori School Limited	VIC	974,070	29,490	0	0	41,359	0	115,163	0	0	-2,424	0	1,157,658
Melton Christian Centre Limited	VIC	5,591,335	307,068	0	30,007	551,513	0	0	0	66,470	0	0	6,546,393
Mentone Girls' Grammar School	VIC	3,752,497	160,258	2,117	3,229	45,288	0	0	0	30,986	0	0	3,994,375
Mentone Grammar School	VIC	7,309,020	39,339	0	1,743	194,889	0	0	0	11,767	0	0	7,556,758
Mercy Education Limited	VIC	27,820,192	1,482,806	216,519	34,174	1,727,992	0	0	0	69,284	0	0	31,350,967
Methodist Ladies' College Limited	VIC	5,342,053	609,844	17,851	9,867	66,290	0	0	0	0	0	0	6,045,905
Mildura Christian College	VIC	632,156	106,339	19,146	3,568	94,356	92,980	142,881	0	19,795	0	0	1,111,221
Minaret College Inc	VIC	11,784,938	1,385,149	0	56,175	1,504,082	0	0	0	0	0	0	14,730,344

Name	State	Base	Students with disability	Aboriginal and Torres Strait Islander	Low English proficiency	Socio educational disadvantage	Location	Size	Special Circumstances Funding	Prescribed Circumstances Funding	Adjustments ¹³	Previous Legislation	Total Funding
Mount Hira College	VIC	3,626,161	1,387,790	0	274,460	1,303,781	0	0	0	7,845	0	0	6,600,037
Mount Scopus Memorial College Limited	VIC	2,830,339	683,192	0	1,637	32,983	0	0	0	0	0	0	3,548,151
Mountain District Parent Controlled Christian School Association	VIC	1,332,042	161,216	5,078	0	129,652	0	142,245	0	36,765	0	0	1,806,998
North-Eastern Montessori School Association	VIC	337,488	0	0	0	7,050	0	111,037	0	3,922	0	0	459,497
Northside Christian College Inc.	VIC	2,263,991	395,337	5,343	6,698	153,135	0	151,344	0	33,052	0	0	3,008,900
ONESCHOOL GLOBAL VIC LTD	VIC	4,511,737	208,141	0	0	467,152	0	0	0	32,111	0	0	5,219,141
Overnewton Anglican Community College Limited	VIC	14,253,953	1,561,074	10,752	34,842	747,701	0	0	0	304,739	0	0	16,913,061
Oxford College Pty Ltd	VIC	31,923	0	0	12	1,730	0	19,393	0	0	0	0	53,057
PARED VICTORIA LTD	VIC	213,022	30,537	0	84	12,004	0	132,800	0	0	0	0	388,447
Penleigh and Essendon Grammar School	VIC	14,263,589	218,445	9,887	13,166	263,617	0	0	0	12,133	-10,991	0	14,769,846
Phillip Island Village School Ltd	VIC	220,293	9,161	1,083	0	24,352	21,483	132,800	0	0	0	0	409,172
Plenty Valley Christian Education Limited	VIC	5,231,508	89,697	0	3,777	279,195	0	0	0	39,223	0	0	5,643,400
Presbyterian Ladies' College	VIC	6,153,563	254,625	7,940	10,826	44,106	0	0	0	98,607	0	0	6,569,667
Preshil - the Margaret Lyttle Memorial School	VIC	458,321	508,067	0	0	53,412	0	138,402	0	17,180	0	0	1,175,382
Preston Reservoir Adult Community Education Inc	VIC	519,920	181,323	31,773	5,199	224,086	0	110,541	0	0	0	0	1,072,842
R. Steiner School Co. Ltd.	VIC	2,550,817	0	5,304	0	309,229	0	64,939	0	2,798	0	0	2,933,087
Reachout Enterprises Ltd	VIC	570,032	104,226	3,851	0	119,214	0	146,575	0	0	0	0	943,898
Red Rock Christian College Inc	VIC	479,053	27,472	0	0	29,035	0	119,472	0	3,922	0	0	658,954
River City Christian College	VIC	336,232	0	18,935	0	79,567	10,482	115,571	0	0	0	0	560,787

Name	State	Base	Students with disability	Aboriginal and Torres Strait Islander	Low English proficiency	Socio educational disadvantage	Location	Size	Special Circumstances Funding	Prescribed Circumstances Funding	Adjustments ¹³	Previous Legislation	Total Funding
Rossbourne School	VIC	920,843	1,712,767	0	1,050	396,883	0	142,707	0	338,549	0	0	3,512,799
Ruyton	VIC	2,265,334	0	0	0	59,174	0	0	0	0	0	0	2,324,508
Scotch College Hawthorn	VIC	5,225,103	40,749	15,624	8,585	129,060	0	0	0	0	0	0	5,419,121
SEDA College (Victoria)	VIC	6,799,438	0	54,262	7,224	1,125,112	0	0	0	0	0	0	7,986,036
Seventh Day Adventist Schools (Victoria) Limited	VIC	17,121,846	1,181,956	36,639	76,892	1,515,401	170,639	770,630	0	174,073	0	0	21,048,076
Shelford Girls' Grammar	VIC	1,664,865	201,588	0	3,325	29,337	0	116,013	0	149,310	0	0	2,164,438
Shepparton Adult and Community Education College Inc	VIC	466,384	202,100	22,001	0	192,944	0	106,622	0	0	0	0	990,051
Shepparton Christian College Ltd	VIC	1,504,830	15,581	13,784	2,357	143,463	0	154,425	0	8,028	0	0	1,842,468
Sholem Aleichem College	VIC	754,592	298,808	3,230	0	13,093	0	123,757	0	23,900	0	0	1,217,380
Sirius College	VIC	18,471,428	2,148,270	0	168,500	2,476,348	0	0	0	0	-91,445	0	23,173,101
Son Centre Christian School Ltd	VIC	225,225	23,870	3,225	2,503	19,451	53,895	103,806	0	1,307	0	0	433,282
Sophia Mundi Limited	VIC	519,895	164,267	1,514	0	55,116	0	129,713	0	73,165	0	0	943,670
Southern Cross Grammar	VIC	3,501,380	531,149	1,695	3,798	116,103	0	0	0	19,612	0	0	4,173,737
St Catherine's School	VIC	1,530,024	0	9,599	1,759	41,655	0	0	0	0	0	0	1,583,037
St John's Greek Orthodox College	VIC	1,625,161	258,813	0	4,387	186,272	0	166,852	0	0	0	0	2,241,485
St Leonard's College	VIC	5,202,189	591,018	8,594	5,071	64,904	0	0	0	0	0	0	5,871,776
St Margaret's School	VIC	5,636,474	162,624	0	8,635	138,229	0	0	0	6,537	0	0	5,952,499
St Mary's Coptic Orthodox College	VIC	5,938,984	124,766	0	94,100	1,010,970	0	0	0	0	0	0	7,168,820
St Michael's Grammar School	VIC	3,777,929	283,939	6,624	0	83,225	0	0	0	0	0	0	4,151,717
St Paul's Church of England Grammar School Limited	VIC	0	0	0	0	0	0	0	0	0	5,317,720	0	5,317,720
St Thomas Aquinas College Limited	VIC	2,329,459	31,882	0	0	273,619	0	154,025	0	8,028	0	0	2,797,013

Name	State	Base	Students with disability	Aboriginal and Torres Strait Islander	Low English proficiency	Socio educational disadvantage	Location	Size	Special Circumstances Funding	Prescribed Circumstances Funding	Adjustments ¹³	Previous Legislation	Total Funding
Strathcona Baptist Girls Grammar School Ltd	VIC	2,005,487	353,258	0	0	31,383	0	0	0	0	0	0	2,390,128
The Camberwell Grammar School	VIC	4,245,738	100,121	20,057	19,475	62,086	0	0	0	0	0	0	4,447,477
THE CHRISTIAN COMMUNITY COLLEGE-PORTLAND LTD.	VIC	1,589,606	53,855	1,983	0	217,896	226,048	189,958	0	2,615	0	0	2,281,961
The Currajong School Ltd	VIC	314,240	584,486	0	0	135,437	0	108,952	0	134,301	0	0	1,277,416
The Greek Orthodox Community of Oakleigh and District Inc	VIC	3,474,876	956,418	1,664	15,464	331,955	0	0	0	212,407	0	0	4,992,784
The Islamic Schools of Victoria (Werribee College) Inc	VIC	14,307,311	1,255,156	0	322,949	2,195,139	0	0	0	43,146	0	0	18,123,701
The Ivanhoe Girls' Grammar School	VIC	4,183,487	59,428	4,307	4,617	57,209	0	0	0	6,537	0	0	4,315,585
The Ivanhoe Grammar School	VIC	9,367,521	116,582	2,095	10,627	227,573	0	0	0	36,791	0	0	9,761,189
The Japanese School of Melbourne	VIC	181,251	0	0	0	21,783	0	121,134	0	1,307	0	0	325,475
The Kilmore International School Limited	VIC	2,464,322	0	6,581	9,466	49,666	0	195,733	0	0	0	0	2,725,768
The King David School Holdings Ltd	VIC	1,790,393	1,029,246	0	0	22,819	0	0	0	100,046	0	0	2,942,504
The Knox School Limited	VIC	3,040,585	177,131	7,918	0	92,338	0	53,376	0	2,615	0	0	3,373,963
The Learning Cooperative Ltd	VIC	154,042	0	0	0	6,184	0	108,537	0	0	0	0	268,763
The Presbyterian School of St Andrew Limited	VIC	3,423,996	31,984	3,499	7,008	29,896	0	0	0	6,537	0	0	3,502,920
The River Nile School Incorporated	VIC	368,277	60,441	0	35,745	180,542	0	82,906	0	0	0	0	727,911
The United Vietnamese Buddhist Congregation of South Eastern Melbourne Inc.	VIC	214,253	30,537	0	11,110	78,476	0	132,800	0	0	0	0	467,176

Name	State	Base	Students with disability	Aboriginal and Torres Strait Islander	Low English proficiency	Socio educational disadvantage	Location	Size	Special Circumstances Funding	Prescribed Circumstances Funding	Adjustments ¹³	Previous Legislation	Total Funding
The Uniting Church In Australia Property Trust (Victoria)	VIC	16,255,367	739,206	450,541	32,403	726,429	372,136	236,436	0	23,278	59,257	0	18,895,052
Tintern Grammar	VIC	4,174,532	373,421	1,924	1,372	95,873	0	0	0	45,368	0	0	4,692,490
Toorak College Ltd	VIC	3,950,871	106,340	5,844	6,258	107,085	0	0	0	9,152	0	0	4,185,550
TOPP Schools Ltd	VIC	575,546	15,269	0	313	44,814	0	132,800	0	0	0	0	768,742
Trinity Grammar School, Kew	VIC	3,581,022	532,119	10,405	6,249	51,569	0	0	0	0	0	0	4,181,364
Trustees of Edmund Rice Education Australia	VIC	16,952,779	2,259,654	176,257	56,098	2,052,723	0	0	0	77,864	0	0	21,575,375
Trustees of the Christian Brothers	VIC	45,185,349	7,426,738	310,679	60,852	3,715,233	0	190,178	0	806,080	-15,638	0	57,679,472
Trustees of the Marist Brothers Southern Province	VIC	6,058,278	621,705	427,174	2,558	972,005	781,593	0	0	23,278	0	0	8,886,591
Victory Christian College Inc	VIC	3,411,048	17,078	16,023	1,417	350,289	0	80,885	0	2,615	0	0	3,879,355
Villa Maria Society	VIC	440,616	982,574	0	0	21,673	0	145,948	0	0	0	0	1,590,811
Village School Inc	VIC	420,684	66,266	3,246	0	40,967	0	115,271	0	16,238	0	0	662,672
Warragul District Parent Controlled Christian School Association Inc	VIC	10,425,136	1,327,716	43,876	10,229	1,297,853	0	0	0	76,930	0	0	13,181,740
Warrnambool Presbyterian School LTD.	VIC	1,415,899	189,885	1,583	0	109,240	49,314	136,799	0	13,624	0	0	1,916,344
Waverley Christian College Inc	VIC	11,626,054	494,191	3,447	21,236	217,222	0	0	0	84,592	0	0	12,446,742
Wesley College Melbourne	VIC	11,454,215	39,172	866,789	64,373	527,580	734,817	211,373	0	0	-6,961,831	0	6,936,489
Woodleigh School	VIC	5,784,512	433,578	28,042	7,930	180,302	0	0	0	70,602	0	0	6,504,966
Worawa Aboriginal College Limited	VIC	509,293	452,435	611,152	45,837	235,039	0	103,894	0	0	-79,998	0	1,877,652
Yarra Valley Grammar School	VIC	5,848,092	686,730	10,199	4,966	206,692	0	0	0	79,728	0	0	6,836,407
Yarralinda School Association Inc	VIC	123,284	0	0	0	21,766	0	111,889	0	0	0	0	256,939
Yavneh College Nominees Pty Ltd	VIC	1,835,793	569,136	0	0	42,365	0	0	0	0	0	0	2,447,294

Name	State	Base	Students with disability	Aboriginal and Torres Strait Islander	Low English proficiency	Socio educational disadvantage	Location	Size	Special Circumstances Funding	Prescribed Circumstances Funding	Adjustments ¹³	Previous Legislation	Total Funding
YESHVAH-BETH RVKAH SCHOOLS LIMITED	VIC	7,284,057	1,110,520	0	27,356	389,945	0	0	0	0	0	0	8,811,878
Yesodei Hatorah College Inc	VIC	1,270,977	290,063	0	0	23,075	0	152,136	0	10,460	0	0	1,746,711
AFC Schools (WA) Limited	WA	6,225,953	0	0	0	435,237	0	0	0	0	0	0	6,661,190
Albany Free Reformed Church Education Association (Inc)	WA	1,434,889	100,281	0	0	174,951	174,559	122,651	0	13,029	0	0	2,020,360
Al-Hidayah Islamic Education Admin INC	WA	1,205,838	78,023	4,515	6,426	89,366	0	101,893	0	19,543	0	0	1,505,604
Alkimos Baptist College Inc.	WA	1,389,889	0	5,656	1,958	98,829	0	145,893	0	0	-135,526	0	1,506,699
All Saints' College Inc.	WA	5,436,344	508,268	34,011	0	77,088	0	0	0	72,823	0	0	6,128,534
Alta-1 College Ltd	WA	4,718,564	518,784	72,877	2,076	2,027,787	0	93,115	0	604,893	-56,996	0	7,981,101
Armadale Congregational Church (Inc)	WA	4,367,600	175,300	12,737	7,910	695,412	0	0	0	49,440	0	0	5,308,399
Association for Christian Education Inc	WA	4,310,041	298,180	1,701	3,054	115,209	0	0	0	24,043	0	0	4,752,228
Atlantis Beach Baptist College Limited	WA	329,665	0	0	0	67,200	0	95,236	0	0	0	0	492,101
Austin Cove Baptist College Inc.	WA	3,371,522	248,850	8,283	0	427,644	0	17,795	0	65,144	0	0	4,139,238
Australian Association for International Education Incorporated	WA	683,716	51,892	0	2,152	17,592	0	148,530	0	0	-45,046	0	858,837
Australian Islamic College Perth Inc	WA	17,928,806	212,691	13,247	681,949	4,397,201	0	0	0	14,823	0	0	23,248,717
Banksia Montessori School Inc	WA	70,737	0	0	32	4,628	0	92,255	0	0	-35,606	0	132,046
Baris Education and Culture Foundation Limited	WA	1,056,508	101,966	0	6,101	364,839	0	127,180	0	8,088	0	0	1,664,682
Beenong School Association	WA	472,323	121,292	10,020	0	54,208	0	102,228	0	27,631	0	0	787,702
Bethel Christian School Incorporated	WA	2,164,443	254,720	25,963	0	331,777	258,724	110,225	0	14,162	0	0	3,160,014

Name	State	Base	Students with disability	Aboriginal and Torres Strait Islander	Low English proficiency	Socio educational disadvantage	Location	Size	Special Circumstances Funding	Prescribed Circumstances Funding	Adjustments ¹³	Previous Legislation	Total Funding
Bible Baptist Christian Academy	WA	137,921	13,738	0	0	48,627	0	53,297	0	1,574	0	0	255,157
Blue Gum Montessori School Inc.	WA	795,392	65,323	0	0	1,738	0	102,369	0	1,574	0	0	966,396
Bold Park Community School Advisory Council Inc	WA	531,155	218,013	0	0	27,183	0	90,975	0	55,262	0	0	922,588
Carey Baptist College Ltd	WA	8,728,331	737,048	3,340	5,975	572,804	0	114,062	0	34,838	0	0	10,196,398
Camarvon Christian Parent Controlled School Association Inc	WA	653,855	12,065	35,584	2,107	74,025	419,553	94,539	0	1,574	0	0	1,293,302
Casa Mia Montessori Community School Inc.	WA	223,597	44,480	0	0	5,665	0	87,133	0	0	0	0	360,875
Catholic Education Commission of W.A.	WA	442,718,996	35,552,764	14,116,915	1,031,091	48,761,241	23,514,198	9,858,183	0	0	-427,734	0	575,125,655
Christ Church Grammar School Incorporated	WA	3,394,928	909,824	30,392	7,978	40,933	0	0	0	0	0	0	4,384,055
Christian Aboriginal Parent-Directed Schools	WA	1,359,226	79,997	1,316,234	61,501	663,736	617,125	388,604	0	0	0	0	4,486,423
Chrysalis Montessori School INC	WA	416,626	35,035	0	0	8,848	0	91,507	0	1,574	0	0	553,590
COMET WA LIMITED	WA	1,190,510	688,343	58,772	17,476	508,273	0	185,691	0	0	0	0	2,649,066
Communicare Inc	WA	885,037	572,825	17,925	0	376,230	0	159,295	0	0	-50,399	0	1,960,913
Cornerstone Christian College Ltd	WA	2,674,834	30,626	6,951	0	266,018	0	113,464	0	9,441	0	0	3,101,334
Court Grammar School Inc.	WA	3,716,676	269,923	29,303	0	498,415	0	21,779	0	4,721	0	0	4,540,817
Divine Mercy College Inc	WA	3,020,350	0	0	1,300	186,422	0	143,438	0	0	0	0	3,351,510
Emmanuel Christian Community School Incorporated	WA	2,649,249	162,335	10,291	53,515	457,313	0	10,000	0	11,455	0	0	3,354,158
Fairbridge Western Australian Inc	WA	528,657	173,029	29,595	0	227,236	0	100,442	0	0	0	0	1,058,958
Foundation Christian College Incorporated	WA	3,975,868	149,095	15,400	3,755	401,698	0	0	0	8,088	0	0	4,553,904

Name	State	Base	Students with disability	Aboriginal and Torres Strait Islander	Low English proficiency	Socio educational disadvantage	Location	Size	Special Circumstances Funding	Prescribed Circumstances Funding	Adjustments ¹³	Previous Legislation	Total Funding
Free Reformed School Association (Inc)	WA	6,383,346	223,223	6,914	0	484,205	0	0	0	45,380	0	0	7,143,068
Fremantle Christian College Incorporated	WA	929,852	71,280	13,285	0	41,421	0	118,564	0	7,868	-2,869	0	1,179,401
Futures WA Ltd	WA	1,275,010	294,598	222,115	0	549,530	0	140,419	0	48,999	0	0	2,530,671
Geraldton Christian Community Schools Association Incorporated	WA	2,895,412	76,653	53,994	0	351,748	404,350	95,428	0	12,808	0	0	3,890,393
Geraldton Grammar School Incorporated	WA	3,741,539	31,937	18,822	804	248,570	530,394	17,888	0	4,721	0	0	4,594,675
Golden Hill Steiner School Inc	WA	663,202	14,266	3,385	0	52,046	128,844	111,787	0	0	0	0	973,530
Goldfields Baptist College Incorporated	WA	1,548,302	119,668	32,282	1,666	202,183	372,717	115,923	0	3,367	0	0	2,396,108
Governors of Hale School	WA	5,049,824	334,117	32,294	5,310	90,042	0	0	0	0	0	0	5,511,587
Grace Christian School Ltd	WA	4,253,411	153,654	25,884	1,409	413,411	0	0	0	15,735	0	0	4,863,504
Great Southern Grammar School Incorporated	WA	5,325,667	375,141	46,544	0	371,493	855,775	0	0	1,574	0	0	6,976,194
Guildford Grammar School Inc	WA	5,830,676	676,210	99,742	2,271	222,216	0	0	0	39,338	0	0	6,870,453
H & S Hoffman & G Korsunski Carmel School Inc	WA	2,204,411	263,644	0	0	33,380	0	12,275	0	118,612	0	0	2,632,322
Helena College Council Inc	WA	4,341,948	99,367	7,310	1,359	194,050	0	0	0	1,574	0	0	4,645,608
Heritage College Perth (Inc.)	WA	624,276	83,710	5,166	2,769	63,462	0	119,857	0	6,514	0	0	905,754
HillSide Christian College Incorporated	WA	1,667,941	139,609	19,987	0	249,481	0	121,378	0	3,147	0	0	2,201,543
Hope Christian College Inc	WA	1,786,843	0	5,384	0	218,085	0	139,329	0	0	0	0	2,149,641
Immaculate Heart College LTD	WA	943,562	32,029	21,122	0	166,283	4,274	129,112	0	0	0	0	1,296,382
Jarlmadangh Burru Aboriginal Corporation	WA	92,477	10,750	110,972	8,323	42,678	143,601	91,063	0	3,367	-5,232	0	497,999
Kadlina Community Incorporated	WA	200,654	0	240,785	18,059	97,776	242,343	106,421	0	0	0	0	906,038

Name	State	Base	Students with disability	Aboriginal and Torres Strait Islander	Low English proficiency	Socio educational disadvantage	Location	Size	Special Circumstances Funding	Prescribed Circumstances Funding	Adjustments ¹³	Previous Legislation	Total Funding
Kerry Street Community School Inc	WA	403,400	97,523	5,599	0	32,710	0	109,165	0	6,294	0	0	654,691
Kids Open Learning School Inc	WA	136,457	51,972	1,677	0	17,384	0	60,275	0	0	-10,929	0	256,836
Kingsway Christian Education Association INC	WA	8,236,422	302,328	9,205	23,647	262,626	0	0	0	0	0	0	8,834,228
Leaning Tree Steiner School Inc	WA	421,691	69,390	7,864	0	50,334	68,492	108,743	0	8,088	0	0	734,602
Mandurah Baptist College Inc	WA	8,612,254	484,981	16,240	2,571	717,455	0	0	0	34,838	0	0	9,868,339
Margaret River Independent School	WA	661,332	39,551	8,776	0	48,854	54,485	103,303	0	6,294	0	0	922,595
Mazenod College Limited	WA	6,049,360	391,762	11,409	2,182	578,074	0	0	0	0	0	0	7,032,787
Methodist Ladies' College	WA	2,590,719	258,147	7,032	0	70,017	0	0	0	0	0	0	2,925,915
Nomad's Charitable & Educational Foundation	WA	428,605	398,602	514,326	38,574	197,801	384,575	91,373	0	0	0	0	2,053,856
OneSchool Global WA Ltd	WA	1,783,234	90,812	0	0	329,795	0	138,207	0	13,029	0	0	2,355,077
Parklands School Association Incorporated	WA	794,520	28,310	5,156	0	38,921	101,028	110,916	0	7,868	0	0	1,086,719
Parrngurr Community School Aboriginal Corp	WA	210,928	11,530	190,479	19,285	97,195	248,951	100,259	0	6,735	0	0	885,362
Penthos College	WA	4,534,328	103,122	15,306	70,870	357,726	0	0	0	0	0	0	5,081,353
Perth College Inc	WA	5,223,251	229,245	34,728	5,418	108,256	0	0	0	0	0	0	5,600,898
Perth Montessori School Inc	WA	391,245	101,274	2,670	0	7,888	0	94,159	0	98,597	0	0	695,833
Port School Inc	WA	798,306	628,499	79,120	798	343,228	0	125,455	0	0	0	0	1,975,406
Presbyterian Ladies' College Inc	WA	2,708,677	41,607	73,753	111,931	147,108	0	0	0	0	0	0	3,083,076
Purnululu Aboriginal Corporation	WA	259,541	105,601	311,449	23,358	128,214	305,357	124,169	0	9,882	0	0	1,267,571
Quinn's Baptist College Inc	WA	4,906,710	212,796	5,391	5,252	385,978	0	0	0	4,721	0	0	5,520,848
Rawa Community School Aboriginal Corporation	WA	365,136	0	438,163	32,862	168,510	375,394	104,107	0	0	0	0	1,484,172

Name	State	Base	Students with disability	Aboriginal and Torres Strait Islander	Low English proficiency	Socio educational disadvantage	Location	Size	Special Circumstances Funding	Prescribed Circumstances Funding	Adjustments ¹³	Previous Legislation	Total Funding
Regent College	WA	1,096,790	40,467	0	4,092	25,898	0	102,525	0	0	0	0	1,269,772
Riverlands Montessori School Inc.	WA	572,520	13,445	0	0	24,304	0	105,346	0	0	0	0	715,615
Rockingham Montessori School Inc	WA	1,234,020	150,693	16,304	0	110,207	0	131,275	0	29,205	0	0	1,671,704
Scotch College	WA	3,990,138	316,529	91,275	0	83,362	0	0	0	0	0	0	4,481,304
Servite College Council Inc	WA	7,207,740	745,554	6,101	43,568	1,183,623	0	0	0	29,897	-24,175	0	9,192,308
Seventh-Day Adventist Schools (Western Australia) Ltd	WA	3,676,699	300,931	117,424	6,082	359,748	234,192	555,752	0	26,278	0	0	5,277,106
SMYL Community College	WA	1,917,256	544,982	89,369	65	897,218	0	134,466	0	0	0	0	3,583,357
South Coast Baptist College Incorporated	WA	6,391,364	300,873	16,129	4,017	612,371	0	0	0	18,882	0	0	7,343,636
South West Learning Community Association Inc	WA	367,562	30,072	0	0	29,129	0	123,927	0	4,721	0	0	555,411
Sowilo Community Inc.	WA	567,470	328,570	5,552	0	243,482	0	103,249	0	45,601	0	0	1,293,924
Spirit of Play Community School Inc	WA	284,274	0	0	0	31,627	63,082	126,827	0	0	0	0	505,810
St Andrews Grammar Incorporated	WA	2,498,327	44,685	0	25,936	238,055	0	53,748	0	12,588	0	0	2,873,339
St Hilda's Anglican School for Girls (Inc)	WA	3,445,152	115,999	17,208	4,434	54,838	0	0	0	0	0	0	3,637,631
St Mary's Anglican Girls School Inc	WA	5,456,639	119,768	11,281	1,505	101,330	0	0	0	0	0	0	5,690,523
St Stephen's School	WA	1,282,576	1,352,788	16,021	7,533	547,695	0	0	0	0	0	0	14,745,613
Swan Christian Education Association Inc.	WA	21,421,969	1,492,111	91,501	14,403	2,602,882	0	439,429	0	95,953	0	0	26,158,248
Telethon Speech & Hearing	WA	251,454	489,477	0	0	108,377	0	66,326	0	0	0	0	915,634
The Anglican Schools Commission (Inc.)	WA	90,461,108	5,860,140	132,429	122,604	6,860,900	1,015,448	592,384	0	358,059	0	0	105,403,072
The Beehive Montessori School Inc	WA	896,772	55,484	0	0	7,327	0	149,324	0	0	0	0	1,108,907

Name	State	Base	Students with disability	Aboriginal and Torres Strait Islander	Low English proficiency	Socio educational disadvantage	Location	Size	Special Circumstances Funding	Prescribed Circumstances Funding	Adjustments ¹³	Previous Legislation	Total Funding
The Bunbury Cathedral Grammar School Inc	WA	5,261,113	286,754	11,298	0	165,913	0	0	0	15,735	0	0	5,740,813
The Japanese School Council In Perth Limited	WA	107,871	0	0	0	2,819	0	83,313	0	0	0	0	194,003
The King's Educational Ministries Inc	WA	3,017,810	143,812	28,307	1,803	364,974	0	83,966	0	4,941	0	0	3,645,613
The Lake Joondalup Baptist College Inc.	WA	7,987,798	617,721	9,134	2,678	373,450	0	0	0	0	0	0	8,990,781
The Lance Holt Schools Council Inc	WA	409,566	25,563	0	0	2,756	0	100,153	0	6,294	0	0	544,332
The Margaret River Montessori School (Inc)	WA	718,396	29,294	0	0	15,198	7,275	114,770	0	9,441	0	0	894,374
The Moerlina School Inc	WA	43,265	37,325	0	0	0	0	97,489	0	0	0	0	178,079
The Montessori School, Kingsley, Inc	WA	632,271	0	0	1,231	34,173	0	119,154	0	4,721	0	0	791,550
The Perth Waldorf School Association Incorporated	WA	2,475,574	351,506	1,691	1,376	94,547	0	69,498	0	23,571	0	0	3,017,762
The Quintilian School Inc.	WA	324,323	134,802	0	0	3,509	0	132,033	0	0	0	0	594,667
The Silver Tree Steiner School Incorporated	WA	872,903	12,561	2,876	0	112,080	0	98,423	0	4,941	-6,510	0	1,097,274
Thornlie Christian College (Inc)	WA	5,173,504	284,745	7,390	4,892	385,848	0	0	0	1,574	0	0	5,857,953
Tranby College (INC)	WA	5,497,987	208,390	1,734	0	416,180	0	0	0	3,147	0	0	6,127,438
Village School Association Inc	WA	702,925	25,368	1,422	0	46,766	0	99,388	0	9,661	-345	0	885,185
Wesley College	WA	5,137,212	687,594	83,786	3,836	107,682	0	0	0	39,558	0	0	6,059,668
West Coast Steiner School INC	WA	854,982	25,656	2,938	0	34,809	0	100,514	0	30,117	0	0	1,049,016
Winthrop Baptist College Inc.	WA	5,816,023	489,904	9,980	5,499	452,846	0	0	0	9,441	0	0	6,783,693
Woodbury Boston Primary School Inc.	WA	405,580	70,746	6,480	0	53,434	84,457	92,390	0	12,808	0	0	725,895
Yakanarra (Aboriginal Corporation)	WA	212,974	22,636	255,569	20,599	106,189	239,623	97,659	0	6,735	-75,000	0	886,984

Name	State	Base	Students with disability	Aboriginal and Torres Strait Islander	Low English proficiency	Socio educational disadvantage	Location	Size	Special Circumstances Funding	Prescribed Circumstances Funding	Adjustments ¹³	Previous Legislation	Total Funding
Yallingup Steiner School	WA	534,241	0	1,523	574	36,483	18,063	104,911	0	0	0	0	695,795
Yylli Aboriginal Community School	WA	349,934	44,888	419,921	31,494	161,495	349,555	93,551	0	24,704	0	0	1,475,542
Yunggora Association Incorporated	WA	493,683	11,336	592,420	44,432	227,835	460,149	94,893	0	3,367	0	0	1,928,115
TOTAL		8,478,644,445	926,317,884	121,691,753	23,444,739	832,429,451	206,818,339	171,849,424	0	22,551,075	-29,116,861	0	10,754,630,252

Source: DESE (totals may not equal due to rounding as figures have been rounded to the nearest dollar)

Table B18: Financial assistance to Block Grant Authorities in 2017 (\$, exclusive of GST)

Name	State	Capital Funding	Total Funding
ACT Block Grant Authority Inc	ACT	3,058,509	3,058,509
Association of Independent Schools of NSW BGA Limited	NSW	15,910,484	15,910,484
Catholic Schools NSW Limited	NSW	29,048,972	29,048,972
Northern Territory Block Grant Authority	NT	1,321,534	1,321,534
Queensland Independent Schools Block Grant Authority Limited	QLD	11,879,181	11,879,181
The Corporation of the Roman Catholic Bishops of Queensland trading as Queensland Catholic Education Commission	QLD	16,341,407	16,341,407
SA Independent Schools Block Grant Authority	SA	4,924,820	4,924,820
South Australian Commission for Catholic Schools Incorporated	SA	5,592,970	5,592,970
Catholic Education Centre	TAS	1,801,643	1,801,643
Independent Schools Block Grant Authority of Tasmania Pty Ltd	TAS	1,057,752	1,057,752
Catholic Capital Grants (Victoria) Ltd	VIC	23,940,916	23,940,916
Victorian Independent Schools BGA Limited	VIC	12,904,425	12,904,425
AISWA Capital Grant Association Inc	WA	6,663,213	6,663,213
Catholic Education Western Australia Limited	WA	8,253,174	8,253,174
TOTAL		142,699,000	142,699,000

Source: DESE (totals may not equal due to rounding as figures have been rounded to the nearest dollar)

Table B19: Financial assistance to Non-Government Representative Bodies in 2017 (\$, exclusive of GST)

Name	State	Non-Government Reform Support	ACT Adjustment Assistance	Choice and Affordability	Total Funding
Association of Independent Schools of the ACT Inc	ACT	784,219	2,500,000	0	3,284,219
Catholic Education Office	ACT	324,938	0	0	324,938
Association of Independent Schools of New South Wales	NSW	7,485,668	0	0	7,485,668
Catholic Education Commission NSW	NSW	4,594,418	0	0	4,594,418
Association of Independent Schools of the Northern Territory	NT	510,933	0	0	510,933
Catholic Church of the Diocese of Darwin Property Trust Inc	NT	86,032	0	0	86,032
Corporation of the Roman Catholic Bishops of Queensland	QLD	2,567,447	0	0	2,567,447
Independent Schools Queensland	QLD	4,833,513	0	0	4,833,513
Association of Independent Schools of South Australia	SA	2,093,598	0	0	2,093,598
South Australian Commission for Catholic Schools Inc	SA	898,993	0	0	898,993
Association of Independent Schools Tasmania	TAS	640,380	0	0	640,380
Catholic Education Centre	TAS	271,789	0	0	271,789
Catholic Education Commission of Victoria Limited	VIC	3,670,155	0	0	3,670,155
Independent Schools Victoria	VIC	5,444,491	0	0	5,444,491
Association of Independent Schools of Western Australia Inc	WA	3,207,197	0	0	3,207,197
Catholic Education Commission of W.A.	WA	1,252,891	0	0	1,252,891
TOTAL		38,666,662	2,500,000	0	41,166,662

Source: DESE (totals may not equal due to rounding as figures have been rounded to the nearest dollar)

Table B20: Special and Prescribed Circumstances financial assistance to Approved Authorities in 2017 (\$, exclusive of GST)

Name	State	Special Circumstances Funding	Indigenous Boarding Initiative	Additional funding for students with disability	ACT Adjustment assistance	Transition Assistance for low-growth government schools in 2018	Transition Assistance for system weighted average SES schools in 2018	Additional support for Northern Territory government schools	Additional assistance of system weighted benefit schools for 2019	Adjustment funding for low-growth non-government schools in 2019	Additional Assistance for 2016 census data arrangements	Local Schools Community Fund	Total Funding
ACT Department of Education & Training	ACT	0	0	53,996	0	0	0	0	0	0	0	0	53,996
Best-Practice Education Group Limited	ACT	0	0	17,531	0	0	0	0	0	0	0	0	17,531
Brindabella Christian Education Limited	ACT	0	0	22,890	0	0	0	0	0	0	0	0	22,890
Burgmann Anglican School	ACT	0	0	6,261	0	0	0	0	0	0	0	0	6,261
Canberra Girls Grammar School	ACT	0	0	29,677	0	0	0	0	0	0	0	0	29,677
Canberra Grammar School	ACT	0	0	24,318	0	0	0	0	0	0	0	0	24,318
Canberra Rudolf Steiner School Association Incorporated	ACT	0	0	16,279	0	0	0	0	0	0	0	0	16,279
Communities@Work Ltd	ACT	0	0	36,640	0	0	0	0	0	0	0	0	36,640
Covenant College Tuggeranong ACT Association Incorporated	ACT	0	0	5,009	0	0	0	0	0	0	0	0	5,009
Daramalan College	ACT	0	0	12,697	0	0	0	0	0	0	0	0	12,697
Emmaus Christian School Canberra Limited	ACT	0	0	3,757	0	0	0	0	0	0	0	0	3,757
Radford College Limited	ACT	0	0	5,009	0	0	0	0	0	0	0	0	5,009
Seventh-day Adventist Schools (South New South Wales) Limited	ACT	0	0	6,261	0	0	0	0	0	0	0	0	6,261
The Canberra Montessori Society INC	ACT	0	0	2,504	0	0	0	0	0	0	0	0	2,504
The Trustees of the Marist Brothers	ACT	0	0	65,090	0	0	0	0	0	0	0	0	65,090
Trinity Christian School Incorporated	ACT	0	0	133,360	0	0	0	0	0	0	0	0	133,360
Al Sadiq College Incorporated	NSW	0	0	14,446	0	0	0	0	0	0	0	0	14,446
Al Zahra College Limited	NSW	0	0	6,191	0	0	0	0	0	0	0	0	6,191
All Saints' College Bathurst Council	NSW	0	0	2,064	0	0	0	0	0	0	0	0	2,064
Amity College Australia Limited	NSW	0	0	4,127	0	0	0	0	0	0	0	0	4,127

Name	State	Special Circumstances Funding	Indigenous Boarding Initiative	Additional funding for students with disability	ACT Adjustment assistance	Transition Assistance for low-growth government schools in 2018	Transition Assistance for system weighted average SES schools in 2018	Additional support for Northern Territory government schools	Additional assistance of system weighted benefit schools in 2019	Adjustment funding for low-growth non-government schools in 2019	Additional Assistance for 2016 census data arrangements	Local Schools Community Fund	Total Funding
Ananda Marga Pracaraka Samgha LTD	NSW	0	0	12,671	0	0	0	0	0	0	0	0	12,671
Anglican Schools Corporation	NSW	0	0	96,664	0	0	0	0	0	0	0	0	96,664
Australian Christian College - Singleton Ltd	NSW	0	0	34,753	0	0	0	0	0	0	0	0	34,753
Australian Christian College - Southlands Ltd	NSW	0	0	21,337	0	0	0	0	0	0	0	0	21,337
Australian Islamic College of Sydney	NSW	0	0	4,416	0	0	0	0	0	0	0	0	4,416
Ballina Christian Education Association Ltd	NSW	0	0	2,064	0	0	0	0	0	0	0	0	2,064
Bellfield Group Limited	NSW	0	0	8,255	0	0	0	0	0	0	0	0	8,255
Belmont Christian College Limited	NSW	0	0	2,064	0	0	0	0	0	0	0	0	2,064
Berakah Christian Education LTD	NSW	0	0	4,127	0	0	0	0	0	0	0	0	4,127
Berowra Christian Community School Limited	NSW	0	0	10,318	0	0	0	0	0	0	0	0	10,318
Bethel Christian School Limited	NSW	0	0	215,078	0	0	0	0	0	0	0	0	215,078
Biala Support Services Ltd	NSW	0	0	47,135	0	0	0	0	0	0	0	0	47,135
Bishop Druitt College Incorporated	NSW	0	0	6,191	0	0	0	0	0	0	0	0	6,191
Bishop Tyrrell Anglican College	NSW	0	0	28,892	0	0	0	0	0	0	0	0	28,892
Blacktown Youth College Incorporated	NSW	0	0	10,318	0	0	0	0	0	0	0	0	10,318
Blue Mountains Christian Education Association Limited	NSW	0	0	8,255	0	0	0	0	0	0	0	0	8,255
Blue Mountains Grammar School LTD	NSW	0	0	16,510	0	0	0	0	0	0	0	0	16,510
Brightwaters Christian College Limited	NSW	0	0	2,064	0	0	0	0	0	0	0	0	2,064
Byron Community Primary School INC	NSW	0	0	2,064	0	0	0	0	0	0	0	0	2,064
Calrossy Anglican School	NSW	0	0	12,382	0	0	0	0	0	0	0	0	12,382
Campbelltown Anglican Schools Council	NSW	0	0	53,656	0	0	0	0	0	0	0	0	53,656

Name	State	Special Circumstances Funding	Indigenous Boarding Initiative	Additional funding for students with disability	ACT Adjustment assistance	Transition Assistance for low-growth government schools in 2018	Transition Assistance for system weighted average SES schools in 2018	Additional support for Northern Territory government schools	Additional assistance of system weighted benefit schools for 2019	Adjustment funding for low-growth non-government schools in 2019	Additional Assistance for 2016 census data arrangements	Local Schools Community Fund	Total Funding
Cedars Christian College Ltd	NSW	0	0	20,926	0	0	0	0	0	0	0	0	20,926
Central Coast Grammar School Ltd	NSW	0	0	10,318	0	0	0	0	0	0	0	0	10,318
Central Coast Steiner School Limited	NSW	0	0	16,510	0	0	0	0	0	0	0	0	16,510
Cessnock Christian School Limited	NSW	0	0	18,573	0	0	0	0	0	0	0	0	18,573
Chevalier College Limited	NSW	0	0	2,064	0	0	0	0	0	0	0	0	2,064
Christadelphian Heritage College Incorporated	NSW	0	0	10,318	0	0	0	0	0	0	0	0	10,318
Christadelphian Heritage College Sydney Ltd	NSW	0	0	16,798	0	0	0	0	0	0	0	0	16,798
Christian Community School Limited	NSW	0	0	10,318	0	0	0	0	0	0	0	0	10,318
Christian Education Foundation Limited	NSW	0	0	23,567	0	0	0	0	0	0	0	0	23,567
Chrysalis School for Rudolf Steiner Education LTD	NSW	0	0	27,984	0	0	0	0	0	0	0	0	27,984
Clarence Valley Anglican School Council	NSW	0	0	23,278	0	0	0	0	0	0	0	0	23,278
Coffs Harbour Bible Church Incorporated	NSW	0	0	2,064	0	0	0	0	0	0	0	0	2,064
Coffs Harbour Christian Community School LTD	NSW	0	0	54,234	0	0	0	0	0	0	0	0	54,234
Condell Park Christian School Inc	NSW	0	0	4,127	0	0	0	0	0	0	0	0	4,127
Coogee Boys Preparatory School Pty Ltd	NSW	0	0	2,064	0	0	0	0	0	0	0	0	2,064
Cornerstone Community	NSW	0	0	4,127	0	0	0	0	0	0	0	0	4,127
Council of Newington College	NSW	0	0	35,083	0	0	0	0	0	0	0	0	35,083
Deniliquin Christian School Incorporated	NSW	0	0	2,064	0	0	0	0	0	0	0	0	2,064
Elouera Association Incorporated	NSW	0	0	114,824	0	0	0	0	0	0	0	0	114,824

Name	State	Special Circumstances Funding	Indigenous Boarding Initiative	Additional funding for students with disability	ACT Adjustment assistance	Transition Assistance for low-growth government schools in 2018	Transition Assistance for system weighted average SES schools in 2018	Additional support for Northern Territory government schools	Additional assistance of system weighted benefit schools in 2019	Adjustment funding for low-growth non-government schools in 2019	Additional Assistance for 2016 census data arrangements	Local Schools Community Fund	Total Funding
Emmanuel Anglican College Council	NSW	0	0	18,573	0	0	0	0	0	0	0	0	18,573
Georges River Grammar School LTD	NSW	0	0	6,191	0	0	0	0	0	0	0	0	6,191
German School Johannes Gutenberg	NSW	0	0	20,637	0	0	0	0	0	0	0	0	20,637
Greek Orthodox Church & Community Bankstown & District St Euphemia Ltd.	NSW	0	0	18,573	0	0	0	0	0	0	0	0	18,573
Greek Orthodox Parish & Community of Belmore & District All Saints Limited	NSW	0	0	18,573	0	0	0	0	0	0	0	0	18,573
Green Point Christian College Limited	NSW	0	0	28,892	0	0	0	0	0	0	0	0	28,892
Greenacre Baptist Christian Community School Limited	NSW	0	0	6,480	0	0	0	0	0	0	0	0	6,480
Hamazkaine - Arshak and Sophie Galstaun College Limited	NSW	0	0	2,064	0	0	0	0	0	0	0	0	2,064
Hastings Association for Christian Education Ltd	NSW	0	0	162,083	0	0	0	0	0	0	0	0	162,083
HopePoint Christian School Limited	NSW	0	0	4,127	0	0	0	0	0	0	0	0	4,127
Hunter Christian School Limited	NSW	0	0	6,191	0	0	0	0	0	0	0	0	6,191
Hunter Valley Grammar School	NSW	0	0	6,191	0	0	0	0	0	0	0	0	6,191
Illawarra Association for Christian Parent Controlled Education	NSW	0	0	21,504	0	0	0	0	0	0	0	0	21,504
Kesser Torah College Limited	NSW	0	0	16,510	0	0	0	0	0	0	0	0	16,510
Kindlehill Ltd	NSW	0	0	6,191	0	0	0	0	0	0	0	0	6,191
Kinma Limited	NSW	0	0	12,671	0	0	0	0	0	0	0	0	12,671
Korowal School Limited	NSW	0	0	31,244	0	0	0	0	0	0	0	0	31,244
Lakes Grammar An Anglican School Board	NSW	0	0	91,380	0	0	0	0	0	0	0	0	91,380
Lindisfarne Anglican School	NSW	0	0	8,544	0	0	0	0	0	0	0	0	8,544
Linuwel School Ltd	NSW	0	0	2,064	0	0	0	0	0	0	0	0	2,064

Name	State	Special Circumstances Funding	Indigenous Boarding Initiative	Additional funding for students with disability	ACT Adjustment assistance	Transition Assistance for low-growth government schools in 2018	Transition Assistance for system weighted average SES schools in 2018	Additional support for Northern Territory government schools	Additional assistance of system weighted benefit schools for 2019	Adjustment funding for low-growth non-government schools in 2019	Additional Assistance for 2016 census data arrangements	Local Schools Community Fund	Total Funding
Liverpool/Campbelltown Christian School Ltd	NSW	0	0	222,797	0	0	0	0	0	0	0	0	222,797
Macleay Valley Workplace Learning Centre Incorporated	NSW	0	0	342,491	0	0	0	0	0	0	0	0	342,491
Macquarie University	NSW	0	0	103,721	0	0	0	0	0	0	0	0	103,721
Maitland Christian School Limited	NSW	0	0	86,675	0	0	0	0	0	0	0	0	86,675
Mater Dei School	NSW	0	0	346,866	0	0	0	0	0	0	0	0	346,866
Medowie Christian School Limited	NSW	0	0	49,818	0	0	0	0	0	0	0	0	49,818
Minimbah Preschool, Primary School Aboriginal Corporation Incorporated	NSW	0	0	6,480	0	0	0	0	0	0	0	0	6,480
Moama Anglican Grammar Ltd	NSW	0	0	10,318	0	0	0	0	0	0	0	0	10,318
Moree Christian School INC	NSW	0	0	2,064	0	0	0	0	0	0	0	0	2,064
Mount Annan Christian College Ltd	NSW	0	0	27,695	0	0	0	0	0	0	0	0	27,695
Mount Sinai College	NSW	0	0	4,127	0	0	0	0	0	0	0	0	4,127
Mumbulla School for Rudolf Steiner Education Limited	NSW	0	0	15,313	0	0	0	0	0	0	0	0	15,313
Nambucca Valley Christian Community School	NSW	0	0	12,382	0	0	0	0	0	0	0	0	12,382
NEGS Limited	NSW	0	0	29,181	0	0	0	0	0	0	0	0	29,181
Nepean District Christian Education Association LTD	NSW	0	0	39,210	0	0	0	0	0	0	0	0	39,210
Newcastle Waldorf School Ltd	NSW	0	0	8,833	0	0	0	0	0	0	0	0	8,833
Northholm Grammar School Ltd	NSW	0	0	10,318	0	0	0	0	0	0	0	0	10,318
Nowra Baptist Church Christian Community School Ltd	NSW	0	0	12,382	0	0	0	0	0	0	0	0	12,382
NSW State Education Department	NSW	0	0	8,523,473	0	0	0	0	0	0	0	0	8,523,473
Orange Christian Schools Ltd	NSW	0	0	2,064	0	0	0	0	0	0	0	0	2,064

Name	State	Special Circumstances Funding	Indigenous Boarding Initiative	Additional funding for students with disability	ACT Adjustment with assistance	Transition Assistance for low- growth non- government schools in 2018	Transition Assistance for system weighted average SES schools in 2018	Additional support for Northern Territory government schools	Additional assistance of system weighted benefit schools in 2019	Adjustment funding for low-growth non- government schools in 2019	Additional Assistance for 2016 census data arrangements	Local Schools Community Fund	Total Funding
Oxley College Limited	NSW	0	0	10,318	0	0	0	0	0	0	0	0	10,318
Pacific Coast Christian School Limited	NSW	0	0	39,210	0	0	0	0	0	0	0	0	39,210
Pacific Valley Christian School Ltd	NSW	0	0	10,318	0	0	0	0	0	0	0	0	10,318
Parkes Christian School Limited	NSW	0	0	6,191	0	0	0	0	0	0	0	0	6,191
Penrith Christian School	NSW	0	0	6,191	0	0	0	0	0	0	0	0	6,191
Rainbow Ridge School for Steiner Education Limited	NSW	0	0	2,064	0	0	0	0	0	0	0	0	2,064
Redeemer Baptist School Ltd	NSW	0	0	53,656	0	0	0	0	0	0	0	0	53,656
Saint Mary MacKillop College Albury Limited	NSW	0	0	2,064	0	0	0	0	0	0	0	0	2,064
Saint Mary MacKillop Colleges Limited	NSW	0	0	8,255	0	0	0	0	0	0	0	0	8,255
Salamah College Limited	NSW	0	0	14,446	0	0	0	0	0	0	0	0	14,446
Sapphire Coast Anglican College	NSW	0	0	14,446	0	0	0	0	0	0	0	0	14,446
Sathya Sai School (NSW) Inc	NSW	0	0	35,083	0	0	0	0	0	0	0	0	35,083
Seventh-Day Adventist Schools (Greater Sydney) Limited	NSW	0	0	43,915	0	0	0	0	0	0	0	0	43,915
Seventh-Day Adventist Schools (North New South Wales) Limited	NSW	0	0	308,234	0	0	0	0	0	0	0	0	308,234
Shearwater The Mullumbimby Steiner School Limited	NSW	0	0	21,504	0	0	0	0	0	0	0	0	21,504
Snowy Mountains Christian School Limited	NSW	0	0	4,127	0	0	0	0	0	0	0	0	4,127
Snowy Mountains Grammar School Limited	NSW	0	0	2,064	0	0	0	0	0	0	0	0	2,064
Southern Highlands Christian School LTD	NSW	0	0	42,430	0	0	0	0	0	0	0	0	42,430
Southside Montessori Society	NSW	0	0	6,191	0	0	0	0	0	0	0	0	6,191

Name	State	Special Circumstances Funding	Indigenous Boarding Initiative	Additional funding for students with disability	ACT Adjustment assistance	Transition Assistance for low-growth government schools in 2018	Transition Assistance for system weighted average SES schools in 2018	Additional support for Northern Territory government schools	Additional assistance of system weighted benefit schools in 2019	Adjustment funding for low-growth non-government schools in 2019	Additional Assistance for 2016 census data arrangements	Local Schools Community Fund	Total Funding
St Columba Anglican School Council Incorporated	NSW	0	0	40,655	0	0	0	0	0	0	0	0	40,655
St Lucy's School	NSW	0	0	429,703	0	0	0	0	0	0	0	0	429,703
St Lukes Scone Grammar School Council	NSW	0	0	6,191	0	0	0	0	0	0	0	0	6,191
St Patrick's College	NSW	0	0	6,191	0	0	0	0	0	0	0	0	6,191
St Pauls Grammar School Penrith LTD	NSW	0	0	33,886	0	0	0	0	0	0	0	0	33,886
St Peter's Anglican College	NSW	0	0	6,191	0	0	0	0	0	0	0	0	6,191
St Philip's Christian Education Foundation Ltd	NSW	0	0	313,310	0	0	0	0	0	0	0	0	313,310
St Stanislaus' College Bathurst	NSW	0	0	16,798	0	0	0	0	0	0	0	0	16,798
Summerland Christian Life Centre Ltd	NSW	0	0	26,828	0	0	0	0	0	0	0	0	26,828
Sydney Japanese School Limited	NSW	0	0	2,064	0	0	0	0	0	0	0	0	2,064
Sydney Montessori School Limited	NSW	0	0	26,828	0	0	0	0	0	0	0	0	26,828
Tallowood Steiner School INC	NSW	0	0	2,064	0	0	0	0	0	0	0	0	2,064
The Abraham Kuyper Christian Education Association Limited	NSW	0	0	27,406	0	0	0	0	0	0	0	0	27,406
The Armidale School	NSW	0	0	43,338	0	0	0	0	0	0	0	0	43,338
The Armidale Waldorf School LTD	NSW	0	0	8,255	0	0	0	0	0	0	0	0	8,255
The Association for Christian Education of Blacktown Ltd	NSW	0	0	56,009	0	0	0	0	0	0	0	0	56,009
The Casuarina School Co-Operative LTD	NSW	0	0	4,127	0	0	0	0	0	0	0	0	4,127
The Coast Christian School Limited	NSW	0	0	2,064	0	0	0	0	0	0	0	0	2,064
The Council of St Andrew's Cathedral School	NSW	0	0	16,510	0	0	0	0	0	0	0	0	16,510
The Council of the King's School	NSW	0	0	104,588	0	0	0	0	0	0	0	0	104,588

Name	State	Special Circumstances Funding	Indigenous Boarding Initiative	Additional funding for students with disability	ACT Adjustment assistance	Transition Assistance for low-growth government schools in 2018	Transition Assistance for system weighted average SES schools in 2018	Additional support for Northern Territory government schools	Additional assistance of system weighted benefit schools for 2019	Adjustment funding for low-growth non-government schools in 2019	Additional Assistance for 2016 census data arrangements	Local Schools Community Fund	Total Funding
The Council of Trinity Grammar School	NSW	0	0	175,414	0	0	0	0	0	0	0	0	175,414
The Ebenezer Foundation Ltd	NSW	0	0	4,127	0	0	0	0	0	0	0	0	4,127
The Hills Grammar School	NSW	0	0	67,442	0	0	0	0	0	0	0	0	67,442
The Illawarra Grammar School	NSW	0	0	117,878	0	0	0	0	0	0	0	0	117,878
The John Wycliffe Christian Education Association Ltd	NSW	0	0	35,372	0	0	0	0	0	0	0	0	35,372
The Joseph Varga School	NSW	0	0	97,159	0	0	0	0	0	0	0	0	97,159
The Manning Valley Anglican College Council	NSW	0	0	2,064	0	0	0	0	0	0	0	0	2,064
The Maronite Sisters of the Holy Family	NSW	0	0	86,634	0	0	0	0	0	0	0	0	86,634
The McDonald College Limited	NSW	0	0	8,255	0	0	0	0	0	0	0	0	8,255
The Muslim League of New South Wales Incorporated	NSW	0	0	13,249	0	0	0	0	0	0	0	0	13,249
The Peninsula Montessori Association Ltd	NSW	0	0	21,215	0	0	0	0	0	0	0	0	21,215
The Presbyterian Church (New South Wales) Property Trust for Casino Presbyterian Church	NSW	0	0	18,573	0	0	0	0	0	0	0	0	18,573
The Presbyterian Church New South Wales Property Trust	NSW	0	0	109,335	0	0	0	0	0	0	0	0	109,335
The Tamworth Christian Education Association Limited	NSW	0	0	35,083	0	0	0	0	0	0	0	0	35,083
The Uniting Church in Australia Property Trust (NSW)	NSW	0	0	61,911	0	0	0	0	0	0	0	0	61,911
Toongabbie Christian College Ltd	NSW	0	0	14,446	0	0	0	0	0	0	0	0	14,446
Trinity Catholic College Lismore Ltd	NSW	0	0	14,735	0	0	0	0	0	0	0	0	14,735
Trustees of the Lebanese Maronite Order	NSW	0	0	19,151	0	0	0	0	0	0	0	0	19,151
Trustees of the Marist Brothers	NSW	0	0	6,191	0	0	0	0	0	0	0	0	6,191

Name	State	Special Circumstances Funding	Indigenous Boarding Initiative	Additional funding for students with disability	ACT Adjustment assistance	Transition Assistance for low-growth government schools in 2018	Transition Assistance for system weighted average SES schools in 2018	Additional support for Northern Territory government schools	Additional assistance of system weighted benefit schools for 2019	Adjustment funding for low-growth non-government schools in 2019	Additional Assistance for 2016 census data arrangements	Local Schools Community Fund	Total Funding
Trustees of the Marist Brothers	NSW	0	0	79,287	0	0	0	0	0	0	0	0	79,287
Trustees of the Maronite Sisters of the Holy Family	NSW	0	0	4,127	0	0	0	0	0	0	0	0	4,127
Tuggerah Lakes Community College Limited	NSW	0	0	6,191	0	0	0	0	0	0	0	0	6,191
Tuntabul Falls Community Primary School	NSW	0	0	4,127	0	0	0	0	0	0	0	0	4,127
Wagga Wagga Christian College	NSW	0	0	6,191	0	0	0	0	0	0	0	0	6,191
Warakirri College Limited	NSW	0	0	39,210	0	0	0	0	0	0	0	0	39,210
Warrah Society	NSW	0	0	97,159	0	0	0	0	0	0	0	0	97,159
Waverley Action for Youth Services	NSW	0	0	45,401	0	0	0	0	0	0	0	0	45,401
Westmead Christian Grammar School Limited	NSW	0	0	15,024	0	0	0	0	0	0	0	0	15,024
Winifred West Schools Limited	NSW	0	0	14,735	0	0	0	0	0	0	0	0	14,735
Workers Educational Association - Hunter	NSW	0	0	91,958	0	0	0	0	0	0	0	0	91,958
Workers' Educational Association Illawarra	NSW	0	0	110,532	0	0	0	0	0	0	0	0	110,532
Wyong Christian Community School Limited	NSW	0	0	27,984	0	0	0	0	0	0	0	0	27,984
Yanginook LTD	NSW	0	0	8,544	0	0	0	0	0	0	0	0	8,544
Youth Off The Streets Limited	NSW	0	0	119,612	0	0	0	0	0	0	0	0	119,612
Department of Education	NT	0	0	687,446	0	0	0	0	0	0	0	0	687,446
Milkwood Steiner School Association Incorporated	NT	0	0	2,995	0	0	0	0	0	0	0	0	2,995
NT Christian Schools	NT	0	0	68,450	0	0	0	0	0	0	0	0	68,450
Nyangatjatjara Aboriginal Corporation	NT	0	0	998	0	0	0	0	0	0	0	0	998
The Alice Springs Steiner Association	NT	0	0	14,976	0	0	0	0	0	0	0	0	14,976

Name	State	Special Circumstances Funding	Indigenous Boarding Initiative	Additional funding for students with disability	ACT Adjustment assistance	Transition Assistance for low-growth government schools in 2018	Transition Assistance for system weighted average SES schools in 2018	Additional support for Northern Territory government schools	Additional assistance of system weighted benefit schools in 2019	Adjustment funding for low-growth non-government schools in 2019	Additional Assistance for 2016 census data arrangements	Local Schools Community Fund	Total Funding
Tiwi Education Board Incorporated	NT	0	0	24,241	0	0	0	0	0	0	0	0	24,241
Uniting Church In Australia Property Trust (NT)	NT	0	0	108,485	0	0	0	0	0	0	0	0	108,485
Yipirinya School Council Inc	NT	0	0	18,390	0	0	0	0	0	0	0	0	18,390
A B Paterson College Limited	QLD	0	0	11,206	0	0	0	0	0	0	0	0	11,206
A S G School Incorporated	QLD	0	0	24,779	0	0	0	0	0	0	0	0	24,779
Aboriginal & Islander Independent Community School Incorporated	QLD	0	0	115,361	0	0	0	0	0	0	0	0	115,361
All Saints Anglican School Limited	QLD	0	0	73,924	0	0	0	0	0	0	0	0	73,924
Ananda Marga Education Limited	QLD	0	0	12,582	0	0	0	0	0	0	0	0	12,582
Australian Christian College - Moreton Ltd	QLD	0	0	36,756	0	0	0	0	0	0	0	0	36,756
Australian Industry Trade College Ltd	QLD	0	0	15,143	0	0	0	0	0	0	0	0	15,143
Australian International Islamic College Board Inc.	QLD	0	0	1,377	0	0	0	0	0	0	0	0	1,377
Blackheath and Thornburgh College	QLD	0	0	43,061	0	0	0	0	0	0	0	0	43,061
Board of Trustees of the Ipswich Girls Grammar School	QLD	0	0	5,506	0	0	0	0	0	0	0	0	5,506
Board of Trustees of the Ipswich Grammar School	QLD	0	0	6,883	0	0	0	0	0	0	0	0	6,883
Board of Trustees of the Rockhampton Grammar School	QLD	0	0	25,357	0	0	0	0	0	0	0	0	25,357
Board of Trustees of the Toowoomba Grammar School	QLD	0	0	22,411	0	0	0	0	0	0	0	0	22,411
Brisbane Christian College	QLD	0	0	11,206	0	0	0	0	0	0	0	0	11,206
Bundaberg Christian College Limited	QLD	0	0	19,273	0	0	0	0	0	0	0	0	19,273
Burdekin Christian College Inc	QLD	0	0	4,130	0	0	0	0	0	0	0	0	4,130
Burnett Youth Learning Centre Ltd	QLD	0	0	33,039	0	0	0	0	0	0	0	0	33,039

Name	State	Special Circumstances Funding	Indigenous Boarding Initiative	Additional funding for students with disability	ACT Adjustment assistance	Transition Assistance for low-growth government schools in 2018	Transition Assistance for system weighted average SES schools in 2018	Additional support for Northern Territory government schools	Additional assistance of system weighted benefit schools for 2019	Adjustment funding for low-growth non-government schools in 2019	Additional Assistance for 2016 census data arrangements	Local Schools Community Fund	Total Funding
Cairns Christian College Limited	QLD	0	0	49,723	0	0	0	0	0	0	0	0	49,723
Cairns Rudolf Steiner School Ltd	QLD	0	0	14,152	0	0	0	0	0	0	0	0	14,152
Calandra Christian College Limited	QLD	0	0	15,336	0	0	0	0	0	0	0	0	15,336
Calvary Temple Christian Colleges Ltd	QLD	0	0	9,636	0	0	0	0	0	0	0	0	9,636
Canterbury College Limited	QLD	0	0	39,922	0	0	0	0	0	0	0	0	39,922
Central Queensland Christian College Limited	QLD	0	0	2,946	0	0	0	0	0	0	0	0	2,946
CHIL D The Association for Childhood Language & Related Disorders	QLD	0	0	176,042	0	0	0	0	0	0	0	0	176,042
Christian Community Ministries Ltd	QLD	0	0	394,429	0	0	0	0	0	0	0	0	394,429
CHRISTIAN OUTREACH CENTRE	QLD	0	0	143,334	0	0	0	0	0	0	0	0	143,334
Community Learning Ltd	QLD	0	0	135,597	0	0	0	0	0	0	0	0	135,597
Cooloola Christian College Limited	QLD	0	0	27,532	0	0	0	0	0	0	0	0	27,532
Coolum Beach Christian College Ltd	QLD	0	0	9,636	0	0	0	0	0	0	0	0	9,636
The Anglican School Commission (QLD)	QLD	0	0	169,104	0	0	0	0	0	0	0	0	169,104
Department of Education and the Arts	QLD	0	0	13,934,620	0	0	0	0	0	0	0	0	13,934,620
Djarragun College Limited	QLD	0	0	2,753	0	0	0	0	0	0	0	0	2,753
Emmanuel College	QLD	0	0	13,766	0	0	0	0	0	0	0	0	13,766
Equipping for Life Ltd	QLD	0	0	151,401	0	0	0	0	0	0	0	0	151,401
Faith Baptist Church Inc	QLD	0	0	2,946	0	0	0	0	0	0	0	0	2,946
FSAC LTD	QLD	0	0	20,649	0	0	0	0	0	0	0	0	20,649
GEWS Christian Education Limited	QLD	0	0	18,282	0	0	0	0	0	0	0	0	18,282
Genesis Christian College Ltd	QLD	0	0	25,165	0	0	0	0	0	0	0	0	25,165
Glasshouse Christian College Limited	QLD	0	0	29,294	0	0	0	0	0	0	0	0	29,294

Name	State	Special Circumstances Funding	Indigenous Boarding Initiative	Additional funding for students with disability	ACT Adjustment assistance	Transition Assistance for low-growth government schools in 2018	Transition Assistance for system weighted average SES schools in 2018	Additional support for Northern Territory government schools	Additional assistance of system weighted benefit schools in 2019	Adjustment funding for low-growth non-government schools in 2019	Additional Assistance for 2016 census data arrangements	Local Schools Community Fund	Total Funding
Good Shepherd Baptist Church Ltd.	QLD	0	0	1,377	0	0	0	0	0	0	0	0	1,377
Gulf Christian College LTD	QLD	0	0	31,249	0	0	0	0	0	0	0	0	31,249
Heights College Ltd	QLD	0	0	21,035	0	0	0	0	0	0	0	0	21,035
Hillcrest Christian College Limited	QLD	0	0	2,753	0	0	0	0	0	0	0	0	2,753
Islamic College of Brisbane Limited	QLD	0	0	5,506	0	0	0	0	0	0	0	0	5,506
Jubilee Christian College Limited	QLD	0	0	78,853	0	0	0	0	0	0	0	0	78,853
Kimberley College Ltd	QLD	0	0	36,563	0	0	0	0	0	0	0	0	36,563
King's Christian Education Limited	QLD	0	0	19,273	0	0	0	0	0	0	0	0	19,273
Leading Educational Enterprises Ltd	QLD	0	0	118,086	0	0	0	0	0	0	0	0	118,086
Lighthouse Baptist Church Rockhampton	QLD	0	0	15,721	0	0	0	0	0	0	0	0	15,721
Lutheran Church of Australia Queensland District	QLD	0	0	801,935	0	0	0	0	0	0	0	0	801,935
Mackay Christian Colleges Ltd	QLD	0	0	27,532	0	0	0	0	0	0	0	0	27,532
Maridahi Early Childhood Community	QLD	0	0	22,797	0	0	0	0	0	0	0	0	22,797
Maryborough Christian Education Foundation Ltd	QLD	0	0	46,585	0	0	0	0	0	0	0	0	46,585
Matthew Flinders Anglican College Limited	QLD	0	0	33,039	0	0	0	0	0	0	0	0	33,039
Montessori International College Limited	QLD	0	0	1,377	0	0	0	0	0	0	0	0	1,377
Moreton Bay Boys College Ltd	QLD	0	0	5,506	0	0	0	0	0	0	0	0	5,506
Moreton Bay Montessori Association Inc.	QLD	0	0	8,260	0	0	0	0	0	0	0	0	8,260
Mueller College Limited	QLD	0	0	37,169	0	0	0	0	0	0	0	0	37,169
Nambour Christian College Ltd	QLD	0	0	19,658	0	0	0	0	0	0	0	0	19,658

Name	State	Special Circumstances Funding	Indigenous Boarding Initiative	Additional funding for students with disability	ACT Adjustment assistance	Transition Assistance for low-growth government schools in 2018	Transition Assistance for system weighted average SES schools in 2018	Additional support for Northern Territory government schools	Additional assistance of system weighted benefit schools for 2019	Adjustment funding for low-growth non-government schools in 2019	Additional Assistance for 2016 census data arrangements	Local Schools Community Fund	Total Funding
Noosa Pengari Steiner School Assn Inc.	QLD	0	0	2,753	0	0	0	0	0	0	0	0	2,753
ONESCHOOL GLOBAL QLD LTD.	QLD	0	0	11,013	0	0	0	0	0	0	0	0	11,013
Parklands Christian College Limited	QLD	0	0	20,842	0	0	0	0	0	0	0	0	20,842
Peregian Beach Community College Ltd	QLD	0	0	10,022	0	0	0	0	0	0	0	0	10,022
Pine Community School LTD	QLD	0	0	2,753	0	0	0	0	0	0	0	0	2,753
Rivermount Education Limited	QLD	0	0	8,260	0	0	0	0	0	0	0	0	8,260
Saint Stephen's College Limited	QLD	0	0	52,504	0	0	0	0	0	0	0	0	52,504
Searchlight Education Springfield	QLD	0	0	8,645	0	0	0	0	0	0	0	0	8,645
Seventh-Day Adventist Schools (Northern Australia) Limited	QLD	0	0	2,753	0	0	0	0	0	0	0	0	2,753
Seventh-Day Adventist Schools (South Queensland) Limited	QLD	0	0	191,928	0	0	0	0	0	0	0	0	191,928
Sheldon College	QLD	0	0	15,143	0	0	0	0	0	0	0	0	15,143
Somerset College Limited	QLD	0	0	45,621	0	0	0	0	0	0	0	0	45,621
St Michael's College	QLD	0	0	1,377	0	0	0	0	0	0	0	0	1,377
St Philomena School Limited	QLD	0	0	2,753	0	0	0	0	0	0	0	0	2,753
The Association for Parent Controlled Christian Schools At Brisbane	QLD	0	0	26,348	0	0	0	0	0	0	0	0	26,348
The Baptist Union of Queensland-Community Services Group	QLD	0	0	225,160	0	0	0	0	0	0	0	0	225,160
The Cathedral School of St Anne and St James Limited	QLD	0	0	17,896	0	0	0	0	0	0	0	0	17,896
The Lakes Christian College Limited	QLD	0	0	4,127	0	0	0	0	0	0	0	0	4,127
The Presbyterian and Methodist Schools Association	QLD	0	0	60,571	0	0	0	0	0	0	0	0	60,571
The Presbyterian Church of Queensland	QLD	0	0	70,923	0	0	0	0	0	0	0	0	70,923

Name	State	Special Circumstances Funding	Indigenous Boarding Initiative	Additional funding for students with disability	ACT Adjustment assistance	Transition Assistance for low-growth government schools in 2018	Transition Assistance for system weighted average SES schools in 2018	Additional support for Northern Territory government schools	Additional assistance of system weighted benefit schools in 2019	Adjustment funding for low-growth non-government schools in 2019	Additional Assistance for 2016 census data arrangements	Local Schools Community Fund	Total Funding
The School of Total Education	QLD	0	0	9,636	0	0	0	0	0	0	0	0	9,636
The Uniting Church In Australia Property Trust (Q)	QLD	0	0	162,413	0	0	0	0	0	0	0	0	162,413
Toogoolawa Schools Limited	QLD	0	0	89,067	0	0	0	0	0	0	0	0	89,067
Toowoomba Christian College Limited	QLD	0	0	6,883	0	0	0	0	0	0	0	0	6,883
Townsville Christian College Limited	QLD	0	0	1,377	0	0	0	0	0	0	0	0	1,377
Townsville Christian Education Association Limited	QLD	0	0	15,143	0	0	0	0	0	0	0	0	15,143
Townsville Grammar School	QLD	0	0	4,130	0	0	0	0	0	0	0	0	4,130
Trinity Anglican School Limited	QLD	0	0	23,981	0	0	0	0	0	0	0	0	23,981
Trinity College Gladstone Ltd	QLD	0	0	15,336	0	0	0	0	0	0	0	0	15,336
Whitsunday Anglican School Limited	QLD	0	0	8,260	0	0	0	0	0	0	0	0	8,260
AFIC Schools (SA) Limited	SA	0	0	10,420	0	0	0	0	0	0	0	0	10,420
Annesley College	SA	0	0	1,575	0	0	0	0	0	0	0	0	1,575
Bethany Christian School Inc	SA	0	0	18,901	0	0	0	0	0	0	0	0	18,901
Cedar College INC	SA	0	0	7,875	0	0	0	0	0	0	0	0	7,875
Copper Triangle Christian School Association Inc	SA	0	0	9,451	0	0	0	0	0	0	0	0	9,451
Emmaus Christian College Inc	SA	0	0	7,875	0	0	0	0	0	0	0	0	7,875
Heritage College Inc	SA	0	0	12,601	0	0	0	0	0	0	0	0	12,601
Hope Christian College Inc	SA	0	0	22,051	0	0	0	0	0	0	0	0	22,051
King's Baptist Grammar School Incorporated	SA	0	0	20,476	0	0	0	0	0	0	0	0	20,476
Lutheran Education South Australia Northern Territory and Western Australia Incorporated	SA	0	0	742,574	0	0	0	0	0	0	0	0	742,574

Name	State	Special Circumstances Funding	Indigenous Boarding Initiative	Additional funding for students with disability	ACT Adjustment assistance	Transition Assistance for low-growth government schools in 2018	Transition Assistance for system weighted average SES schools in 2018	Additional support for Northern Territory government schools	Additional assistance of system weighted benefit schools for 2019	Adjustment funding for low-growth non-government schools in 2019	Additional Assistance for 2016 census data arrangements	Local Schools Community Fund	Total Funding
Mid North Christian College Association Incorporated	SA	0	0	7,875	0	0	0	0	0	0	0	0	7,875
Mount Barker Waldorf School, A School For Rudolf Steiner Education Incorporated	SA	0	0	1,575	0	0	0	0	0	0	0	0	1,575
Muirden College Pty Ltd	SA	0	0	14,396	0	0	0	0	0	0	0	0	14,396
OneSchool Global SA Incorporated	SA	0	0	13,042	0	0	0	0	0	0	0	0	13,042
Pedare Christian College Inc	SA	0	0	3,150	0	0	0	0	0	0	0	0	3,150
Pembroke School Incorporated	SA	0	0	43,630	0	0	0	0	0	0	0	0	43,630
Pilgrim School Inc	SA	0	0	3,150	0	0	0	0	0	0	0	0	3,150
Portside Christian College Inc	SA	0	0	4,725	0	0	0	0	0	0	0	0	4,725
Prince Alfred College	SA	0	0	36,448	0	0	0	0	0	0	0	0	36,448
Pulteney Grammar School Inc	SA	0	0	28,572	0	0	0	0	0	0	0	0	28,572
Riverland Christian School Inc	SA	0	0	6,521	0	0	0	0	0	0	0	0	6,521
Scotch College Incorporated	SA	0	0	1,575	0	0	0	0	0	0	0	0	1,575
Seventh-Day Adventist Schools (South Australia) Limited	SA	0	0	14,176	0	0	0	0	0	0	0	0	14,176
Seymour College Inc	SA	0	0	14,176	0	0	0	0	0	0	0	0	14,176
Sisters of St Joseph Mary MacKillop College Kensington Limited	SA	0	0	11,246	0	0	0	0	0	0	0	0	11,246
South Australian Anglican Schools System Incorporated	SA	0	0	148,028	0	0	0	0	0	0	0	0	148,028
Southern Montessori Education Centre Incorporated	SA	0	0	1,575	0	0	0	0	0	0	0	0	1,575
Southern Vales Christian College Inc	SA	0	0	35,093	0	0	0	0	0	0	0	0	35,093
St Andrews School Inc	SA	0	0	23,154	0	0	0	0	0	0	0	0	23,154
St George College Inc	SA	0	0	24,509	0	0	0	0	0	0	0	0	24,509

Name	State	Special Circumstances Funding	Indigenous Boarding Initiative	Additional funding for students with disability	ACT Adjustment assistance	Transition Assistance for low-growth government schools in 2018	Transition Assistance for system weighted average SES schools in 2018	Additional support for Northern Territory government schools	Additional assistance of system weighted benefit schools for 2019	Adjustment funding for low-growth non-government schools in 2019	Additional Assistance for 2016 census data arrangements	Local Schools Community Fund	Total Funding
St Mary's College Ltd	SA	0	0	7,875	0	0	0	0	0	0	0	0	7,875
St Peters Collegiate Girls School Inc	SA	0	0	15,751	0	0	0	0	0	0	0	0	15,751
St Peter's Woodlands Grammar School Inc	SA	0	0	18,901	0	0	0	0	0	0	0	0	18,901
St. Spyridon's Greek Orthodox Community INC	SA	0	0	4,946	0	0	0	0	0	0	0	0	4,946
Sunrise Christian School	SA	0	0	46,339	0	0	0	0	0	0	0	0	46,339
Sunrise Christian School Whyalla	SA	0	0	33,487	0	0	0	0	0	0	0	0	33,487
Temple Christian College Inc	SA	0	0	48,135	0	0	0	0	0	0	0	0	48,135
The Anglican Church of Australia Collegiate School of Saint Peter	SA	0	0	9,451	0	0	0	0	0	0	0	0	9,451
The Hills Christian Community School Inc	SA	0	0	30,368	0	0	0	0	0	0	0	0	30,368
The Hills Montessori School Inc	SA	0	0	14,396	0	0	0	0	0	0	0	0	14,396
Torrens Valley Association for Christian Education Inc	SA	0	0	14,176	0	0	0	0	0	0	0	0	14,176
Tyndale Christian School - Murray Bridge Incorporated	SA	0	0	1,575	0	0	0	0	0	0	0	0	1,575
Tyndale Christian School - Strathalbyn Incorporated	SA	0	0	25,202	0	0	0	0	0	0	0	0	25,202
Tyndale Christian School Inc	SA	0	0	72,675	0	0	0	0	0	0	0	0	72,675
University Senior College at Adelaide University Incorporated	SA	0	0	6,300	0	0	0	0	0	0	0	0	6,300
Wakefield Regional Christian School Association Incorporated	SA	0	0	52,419	0	0	0	0	0	0	0	0	52,419
Walford Anglican School for Girls Inc	SA	0	0	7,875	0	0	0	0	0	0	0	0	7,875
Westminster School	SA	0	0	27,438	0	0	0	0	0	0	0	0	27,438
Willunga Waldorf School	SA	0	0	4,725	0	0	0	0	0	0	0	0	4,725

Name	State	Special Circumstances Funding	Indigenous Boarding Initiative	Additional funding for students with disability	ACT Adjustment assistance	Transition Assistance for low-growth government schools in 2018	Transition Assistance for system weighted average SES schools in 2018	Additional support for Northern Territory government schools	Additional assistance of system weighted benefit schools for 2019	Adjustment funding for low-growth non-government schools in 2019	Additional Assistance for 2016 census data arrangements	Local Schools Community Fund	Total Funding
Woodcroft College Inc	SA	0	0	18,901	0	0	0	0	0	0	0	0	18,901
Australian Christian College Tasmania Inc	TAS	0	0	7,037	0	0	0	0	0	0	0	0	7,037
Christian Schools Tasmania	TAS	0	0	6,173	0	0	0	0	0	0	0	0	6,173
Circular Head Christian Schools Inc	TAS	0	0	4,303	0	0	0	0	0	0	0	0	4,303
CityLight Church	TAS	0	0	23,405	0	0	0	0	0	0	0	0	23,405
Devonport Christian School Inc	TAS	0	0	2,011	0	0	0	0	0	0	0	0	2,011
Fahan School	TAS	0	0	4,021	0	0	0	0	0	0	0	0	4,021
Free Reformed School Association (INC) TAS	TAS	0	0	2,151	0	0	0	0	0	0	0	0	2,151
Geneva Fellowship Inc.	TAS	0	0	3,016	0	0	0	0	0	0	0	0	3,016
Giant Steps Tasmania	TAS	0	0	78,176	0	0	0	0	0	0	0	0	78,176
Huon Valley Independent School Association Inc	TAS	0	0	2,011	0	0	0	0	0	0	0	0	2,011
Hutchins School Board of Management	TAS	0	0	71,380	0	0	0	0	0	0	0	0	71,380
Launceston Christian School Inc.	TAS	0	0	18,096	0	0	0	0	0	0	0	0	18,096
Leighland Christian Parent Controlled School Association Incorporated	TAS	0	0	16,226	0	0	0	0	0	0	0	0	16,226
Newstead Christian School Inc	TAS	0	0	4,021	0	0	0	0	0	0	0	0	4,021
OneSchool Global TAS Ltd	TAS	0	0	10,194	0	0	0	0	0	0	0	0	10,194
Scotch Oakburn College Inc.	TAS	0	0	27,848	0	0	0	0	0	0	0	0	27,848
Seventh-Day Adventist Schools (Tasmania) Limited	TAS	0	0	19,242	0	0	0	0	0	0	0	0	19,242
St. Michael's Collegiate School Board	TAS	0	0	15,502	0	0	0	0	0	0	0	0	15,502
Tarremah Steiner School Foundation Inc.	TAS	0	0	7,178	0	0	0	0	0	0	0	0	7,178

Name	State	Special Circumstances Funding	Indigenous Boarding Initiative	Additional funding for students with disability	ACT Adjustment assistance	Transition Assistance for low-growth government schools in 2018	Transition Assistance for system weighted average SES schools in 2018	Additional support for Northern Territory government schools	Additional assistance of system weighted benefit schools in 2019	Adjustment funding for low-growth non-government schools in 2019	Additional Assistance for 2016 census data arrangements	Local Schools Community Fund	Total Funding
The Board of Management, Launceston Church Grammar School	TAS	0	0	18,378	0	0	0	0	0	0	0	0	18,378
The Cottage School Inc.	TAS	0	0	2,011	0	0	0	0	0	0	0	0	2,011
The Friends School Incorporated	TAS	0	0	10,053	0	0	0	0	0	0	0	0	10,053
The Launceston Preparatory School Inc.	TAS	0	0	2,011	0	0	0	0	0	0	0	0	2,011
Adass Israel School Inc	VIC	0	0	46,859	0	0	0	0	0	0	0	0	46,859
Aitken College Limited	VIC	0	0	80,617	0	0	0	0	0	0	0	0	80,617
Albury Wodonga Community College Limited	VIC	0	0	32,199	0	0	0	0	0	0	0	0	32,199
Alphington Grammar School	VIC	0	0	88,514	0	0	0	0	0	0	0	0	88,514
Andale School Inc	VIC	0	0	32,686	0	0	0	0	0	0	0	0	32,686
Anglican Diocesan Commission (Diocese of Melbourne) Ltd	VIC	0	0	22,227	0	0	0	0	0	0	0	0	22,227
Association for Christian Education Mount Evelyn Inc	VIC	0	0	81,611	0	0	0	0	0	0	0	0	81,611
Association for Christian Education of Dandenong	VIC	0	0	14,565	0	0	0	0	0	0	0	0	14,565
Association for Christian Education of Frankston Incorporated	VIC	0	0	35,484	0	0	0	0	0	0	0	0	35,484
Bairnsdale Christian Community School Inc	VIC	0	0	2,615	0	0	0	0	0	0	0	0	2,615
Ballarat Christian College	VIC	0	0	9,335	0	0	0	0	0	0	0	0	9,335
Ballarat Steiner School & Kindergarten Inc.	VIC	0	0	33,392	0	0	0	0	0	0	0	0	33,392
Beaconhills Christian College Limited	VIC	0	0	28,764	0	0	0	0	0	0	0	0	28,764
Beechworth Montessori Children's Group Inc	VIC	0	0	9,152	0	0	0	0	0	0	0	0	9,152

Name	State	Special Circumstances Funding	Indigenous Boarding Initiative	Additional funding for students with disability	ACT Adjustment assistance	Transition Assistance for low-growth government schools in 2018	Transition Assistance for system weighted average SES schools in 2018	Additional support for Northern Territory government schools	Additional assistance of system weighted benefit schools for 2019	Adjustment funding for low-growth non-government schools in 2019	Additional Assistance for 2016 census data arrangements	Local Schools Community Fund	Total Funding
Belgrave Heights Christian School of Presbyterian Church Vic Inc	VIC	0	0	39,223	0	0	0	0	0	0	0	0	39,223
Berengarra School Ltd	VIC	0	0	207,047	0	0	0	0	0	0	0	0	207,047
Berry Street Victoria Incorporated	VIC	0	0	372,125	0	0	0	0	0	0	0	0	372,125
Billanook College Limited	VIC	0	0	30,254	0	0	0	0	0	0	0	0	30,254
Camberwell Anglican Girls Grammar School	VIC	0	0	1,307	0	0	0	0	0	0	0	0	1,307
Carey Baptist Grammar School Limited	VIC	0	0	129,986	0	0	0	0	0	0	0	0	129,986
Caulfield Grammar School	VIC	0	0	132,392	0	0	0	0	0	0	0	0	132,392
Child & Family Care Network Inc	VIC	0	0	61,554	0	0	0	0	0	0	0	0	61,554
Christadelphian Heritage College Melbourne	VIC	0	0	4,105	0	0	0	0	0	0	0	0	4,105
Christian College Bellarine Ltd	VIC	0	0	22,410	0	0	0	0	0	0	0	0	22,410
Christian College Geelong Limited	VIC	0	0	55,279	0	0	0	0	0	0	0	0	55,279
Christian College Institute of Senior Education Limited	VIC	0	0	8,028	0	0	0	0	0	0	0	0	8,028
Community College Gippsland LTD	VIC	0	0	70,916	0	0	0	0	0	0	0	0	70,916
Creek Street Christian Fellowship	VIC	0	0	22,776	0	0	0	0	0	0	0	0	22,776
Crest Education Ltd	VIC	0	0	7,845	0	0	0	0	0	0	0	0	7,845
Dandenong Ranges Steiner School Inc	VIC	0	0	42,178	0	0	0	0	0	0	0	0	42,178
Department of Education and Early Childhood Development	VIC	0	0	25,559,375	0	0	0	0	0	0	0	0	25,559,375
Donvale Christian College	VIC	0	0	154,461	0	0	0	0	0	0	0	0	154,461
Eltham College	VIC	0	0	15,689	0	0	0	0	0	0	0	0	15,689
Erasmus School	VIC	0	0	5,413	0	0	0	0	0	0	0	0	5,413
Fintona Girls' School	VIC	0	0	3,922	0	0	0	0	0	0	0	0	3,922

Name	State	Special Circumstances Funding	Indigenous Boarding Initiative	Additional funding for students with disability	ACT Adjustment assistance	Transition Assistance for low-growth government schools in 2018	Transition Assistance for system weighted average SES schools in 2018	Additional support for Northern Territory government schools	Additional assistance of system weighted benefit schools in 2019	Adjustment funding for low-growth non-government schools in 2019	Additional Assistance for 2016 census data arrangements	Local Schools Community Fund	Total Funding
Flinders Christian Community College Inc	VIC	0	0	67,778	0	0	0	0	0	0	0	0	67,778
Frank Dando Sports Academy Association Ltd	VIC	0	0	69,948	0	0	0	0	0	0	0	0	69,948
Gandel Besen House Limited	VIC	0	0	7,845	0	0	0	0	0	0	0	0	7,845
Geelong Baptist College Inc	VIC	0	0	15,689	0	0	0	0	0	0	0	0	15,689
Geelong Christian Education Association	VIC	0	0	10,826	0	0	0	0	0	0	0	0	10,826
Geelong Grammar School	VIC	0	0	11,950	0	0	0	0	0	0	0	0	11,950
Ghilgai School Ltd	VIC	0	0	20,527	0	0	0	0	0	0	0	0	20,527
Girton Grammar School Ltd	VIC	0	0	46,127	0	0	0	0	0	0	0	0	46,127
Gisborne Montessori School Limited	VIC	0	0	13,624	0	0	0	0	0	0	0	0	13,624
Haileybury	VIC	0	0	22,593	0	0	0	0	0	0	0	0	22,593
Heathdale Christian College Limited	VIC	0	0	38,831	0	0	0	0	0	0	0	0	38,831
Kamaruka Inc	VIC	0	0	42,910	0	0	0	0	0	0	0	0	42,910
Kardinia International College (Geelong) Ltd	VIC	0	0	61,816	0	0	0	0	0	0	0	0	61,816
Kilvington Grammar School Limited	VIC	0	0	6,537	0	0	0	0	0	0	0	0	6,537
Kingswood College Ltd	VIC	0	0	32,686	0	0	0	0	0	0	0	0	32,686
Life Ministry Centre Ltd	VIC	0	0	53,605	0	0	0	0	0	0	0	0	53,605
Lowther Hall Anglican Grammar School	VIC	0	0	24,841	0	0	0	0	0	0	0	0	24,841
Lutheran Church of Australia Victorian District	VIC	0	0	363,857	0	0	0	0	0	0	0	0	363,857
Mansfield Autism Statewide Services	VIC	0	0	64,352	0	0	0	0	0	0	0	0	64,352
MANSFIELD RUDOLF STEINER SCHOOL AND KINGERGARTEN INC	VIC	0	0	24,815	0	0	0	0	0	0	0	0	24,815

Name	State	Special Circumstances Funding	Indigenous Boarding Initiative	Additional funding for students with disability	ACT Adjustment assistance	Transition Assistance for low-growth government schools in 2018	Transition Assistance for system weighted average SES schools in 2018	Additional support for Northern Territory government schools	Additional assistance of system weighted benefit schools for 2019	Adjustment funding for low-growth non-government schools in 2019	Additional Assistance for 2016 census data arrangements	Local Schools Community Fund	Total Funding
Melton Christian Centre Limited	VIC	0	0	66,470	0	0	0	0	0	0	0	0	66,470
Mentone Girls' Grammar School	VIC	0	0	30,986	0	0	0	0	0	0	0	0	30,986
Mentone Grammar School	VIC	0	0	11,767	0	0	0	0	0	0	0	0	11,767
Mercy Education Limited	VIC	0	0	69,284	0	0	0	0	0	0	0	0	69,284
Mildura Christian College	VIC	0	0	19,795	0	0	0	0	0	0	0	0	19,795
Mount Hira College	VIC	0	0	7,845	0	0	0	0	0	0	0	0	7,845
Mountain District Parent Controlled Christian School Association	VIC	0	0	36,765	0	0	0	0	0	0	0	0	36,765
North-Eastern Montessori School Association	VIC	0	0	3,922	0	0	0	0	0	0	0	0	3,922
Northside Christian College Inc.	VIC	0	0	33,052	0	0	0	0	0	0	0	0	33,052
ONESCHOOL GLOBAL VIC LTD	VIC	0	0	32,111	0	0	0	0	0	0	0	0	32,111
Overnewton Anglican Community College Limited	VIC	0	0	304,739	0	0	0	0	0	0	0	0	304,739
Penleigh and Essendon Grammar School	VIC	0	0	12,133	0	0	0	0	0	0	0	0	12,133
Plenty Valley Christian Education Limited	VIC	0	0	39,223	0	0	0	0	0	0	0	0	39,223
Presbyterian Ladies' College	VIC	0	0	98,607	0	0	0	0	0	0	0	0	98,607
Preskil - the Margaret Lyttle Memorial School	VIC	0	0	17,180	0	0	0	0	0	0	0	0	17,180
R. Steiner School Co. Ltd.	VIC	0	0	2,798	0	0	0	0	0	0	0	0	2,798
Red Rock Christian College Inc	VIC	0	0	3,922	0	0	0	0	0	0	0	0	3,922
Rosbourne School	VIC	0	0	338,549	0	0	0	0	0	0	0	0	338,549
Seventh Day Adventist Schools (Victoria) Limited	VIC	0	0	174,073	0	0	0	0	0	0	0	0	174,073
Shelford Girls' Grammar	VIC	0	0	149,310	0	0	0	0	0	0	0	0	149,310

Name	State	Special Circumstances Funding	Indigenous Boarding Initiative	Additional funding for students with disability	ACT Adjustment with assistance	Transition Assistance for low- growth non- government schools in 2018	Transition Assistance for system weighted average SES schools in 2018	Additional support for Northern Territory government schools	Additional assistance of system weighted benefit schools in 2019	Adjustment funding for low-growth non- government schools in 2019	Additional Assistance for 2016 census data arrangements	Local Schools Community Fund	Total Funding
Shepparton Christian College Ltd	VIC	0	0	8,028	0	0	0	0	0	0	0	0	8,028
Sholem Aleichem College	VIC	0	0	23,900	0	0	0	0	0	0	0	0	23,900
Son Centre Christian School Ltd	VIC	0	0	1,307	0	0	0	0	0	0	0	0	1,307
Sophia Mundi Limited	VIC	0	0	73,165	0	0	0	0	0	0	0	0	73,165
Southern Cross Grammar	VIC	0	0	19,612	0	0	0	0	0	0	0	0	19,612
St Margaret's School	VIC	0	0	6,537	0	0	0	0	0	0	0	0	6,537
St Thomas Aquinas College Limited	VIC	0	0	8,028	0	0	0	0	0	0	0	0	8,028
THE CHRISTIAN COMMUNITY COLLEGE-PORTLAND LTD.	VIC	0	0	2,615	0	0	0	0	0	0	0	0	2,615
The Currajong School Ltd	VIC	0	0	134,301	0	0	0	0	0	0	0	0	134,301
The Greek Orthodox Community of Oakleigh and District Inc	VIC	0	0	212,407	0	0	0	0	0	0	0	0	212,407
The Islamic Schools of Victoria (Werribee College) Inc	VIC	0	0	43,146	0	0	0	0	0	0	0	0	43,146
The Ivanhoe Girls' Grammar School	VIC	0	0	6,537	0	0	0	0	0	0	0	0	6,537
The Ivanhoe Grammar School	VIC	0	0	36,791	0	0	0	0	0	0	0	0	36,791
The Japanese School of Melbourne	VIC	0	0	1,307	0	0	0	0	0	0	0	0	1,307
The King David School Holdings Ltd	VIC	0	0	100,046	0	0	0	0	0	0	0	0	100,046
The Knox School Limited	VIC	0	0	2,615	0	0	0	0	0	0	0	0	2,615
The Presbyterian School of St Andrew Limited	VIC	0	0	6,537	0	0	0	0	0	0	0	0	6,537
The Uniting Church In Australia Property Trust (Victoria)	VIC	0	0	23,278	0	0	0	0	0	0	0	0	23,278
Tintern Grammar	VIC	0	0	45,368	0	0	0	0	0	0	0	0	45,368
Toorak College Ltd	VIC	0	0	9,152	0	0	0	0	0	0	0	0	9,152
Trustees of Edmund Rice Education Australia	VIC	0	0	77,864	0	0	0	0	0	0	0	0	77,864

Name	State	Special Circumstances Funding	Indigenous Boarding Initiative	Additional funding for students with disability	ACT Adjustment assistance	Transition Assistance for low-growth government schools in 2018	Transition Assistance for system weighted average SES schools in 2018	Additional support for Northern Territory government schools	Additional assistance of system weighted benefit schools for 2019	Adjustment funding for low-growth non-government schools in 2019	Additional Assistance for 2016 census data arrangements	Local Schools Community Fund	Total Funding
Trustees of the Christian Brothers	VIC	0	0	806,080	0	0	0	0	0	0	0	0	806,080
Trustees of the Marist Brothers Southern Province	VIC	0	0	23,278	0	0	0	0	0	0	0	0	23,278
Ecumenical Schools Australia	VIC	0	0	454,886	0	0	0	0	0	0	0	0	454,886
Victory Christian College Inc	VIC	0	0	2,615	0	0	0	0	0	0	0	0	2,615
Village School Inc	VIC	0	0	16,238	0	0	0	0	0	0	0	0	16,238
Warragul District Parent Controlled Christian School Association Inc	VIC	0	0	76,930	0	0	0	0	0	0	0	0	76,930
Warrambool Presbyterian School LTD.	VIC	0	0	13,624	0	0	0	0	0	0	0	0	13,624
Waverley Christian College Inc	VIC	0	0	84,592	0	0	0	0	0	0	0	0	84,592
Woodleigh School	VIC	0	0	70,602	0	0	0	0	0	0	0	0	70,602
Yarra Valley Grammar School	VIC	0	0	79,728	0	0	0	0	0	0	0	0	79,728
Yesodei Hatorah College Inc	VIC	0	0	10,460	0	0	0	0	0	0	0	0	10,460
Albany Free Reformed Church Education Association (Inc)	WA	0	0	13,029	0	0	0	0	0	0	0	0	13,029
Al-Hidayah Islamic Education Admin INC	WA	0	0	19,543	0	0	0	0	0	0	0	0	19,543
All Saints' College Inc.	WA	0	0	72,823	0	0	0	0	0	0	0	0	72,823
Alta-1 College Ltd	WA	0	0	604,893	0	0	0	0	0	0	0	0	604,893
Armada Congregational Church (Inc)	WA	0	0	49,440	0	0	0	0	0	0	0	0	49,440
Association for Christian Education Inc	WA	0	0	24,043	0	0	0	0	0	0	0	0	24,043
Austin Cove Baptist College Inc.	WA	0	0	65,144	0	0	0	0	0	0	0	0	65,144
Australian Islamic College Perth Inc	WA	0	0	14,823	0	0	0	0	0	0	0	0	14,823
Baris Education and Culture Foundation Limited	WA	0	0	8,088	0	0	0	0	0	0	0	0	8,088
Beenong School Association	WA	0	0	27,631	0	0	0	0	0	0	0	0	27,631

Name	State	Special Circumstances Funding	Indigenous Boarding Initiative	Additional funding for students with disability	ACT Adjustment assistance	Transition Assistance for low-growth government schools in 2018	Transition Assistance for system weighted average SES schools in 2018	Additional support for Northern Territory government schools	Additional assistance of system weighted benefit schools in 2019	Adjustment funding for low-growth non-government schools in 2019	Additional Assistance for 2016 census data arrangements	Local Schools Community Fund	Total Funding
Bethel Christian School Incorporated	WA	0	0	14,162	0	0	0	0	0	0	0	0	14,162
Bible Baptist Christian Academy	WA	0	0	1,574	0	0	0	0	0	0	0	0	1,574
Blue Gum Montessori School Inc.	WA	0	0	1,574	0	0	0	0	0	0	0	0	1,574
Bold Park Community School Advisory Council Inc	WA	0	0	55,262	0	0	0	0	0	0	0	0	55,262
Carey Baptist College Ltd	WA	0	0	34,838	0	0	0	0	0	0	0	0	34,838
Camaron Christian Parent Controlled School Association Inc	WA	0	0	1,574	0	0	0	0	0	0	0	0	1,574
Chrysalis Montessori School INC	WA	0	0	1,574	0	0	0	0	0	0	0	0	1,574
Cornerstone Christian College Ltd	WA	0	0	9,441	0	0	0	0	0	0	0	0	9,441
Court Grammar School Inc.	WA	0	0	4,721	0	0	0	0	0	0	0	0	4,721
Department of Education	WA	0	0	2,450,285	0	0	0	0	0	0	0	0	2,450,285
Emmanuel Christian Community School Incorporated	WA	0	0	11,455	0	0	0	0	0	0	0	0	11,455
Foundation Christian College Incorporated	WA	0	0	8,088	0	0	0	0	0	0	0	0	8,088
Free Reformed School Association (Inc)	WA	0	0	45,380	0	0	0	0	0	0	0	0	45,380
Fremantle Christian College Incorporated	WA	0	0	7,868	0	0	0	0	0	0	0	0	7,868
Futures WA Ltd	WA	0	0	48,999	0	0	0	0	0	0	0	0	48,999
Geraldton Christian Community Schools Association Incorporated	WA	0	0	12,808	0	0	0	0	0	0	0	0	12,808
Geraldton Grammar School Incorporated	WA	0	0	4,721	0	0	0	0	0	0	0	0	4,721
Goldfields Baptist College Incorporated	WA	0	0	3,367	0	0	0	0	0	0	0	0	3,367
Grace Christian School Ltd	WA	0	0	15,735	0	0	0	0	0	0	0	0	15,735

Name	State	Special Circumstances Funding	Indigenous Boarding Initiative	Additional funding for students with disability	ACT Adjustment assistance	Transition Assistance for low-growth government schools in 2018	Transition Assistance for system weighted average SES schools in 2018	Additional support for Northern Territory government schools	Additional assistance of system weighted benefit schools for 2019	Adjustment funding for low-growth non-government schools in 2019	Additional Assistance for 2016 census data arrangements	Local Schools Community Fund	Total Funding
Great Southern Grammar School Incorporated	WA	0	0	1,574	0	0	0	0	0	0	0	0	1,574
Guildford Grammar School Inc	WA	0	0	39,338	0	0	0	0	0	0	0	0	39,338
H & S Hoffman & G Korsunski Carmel School Inc	WA	0	0	118,612	0	0	0	0	0	0	0	0	118,612
Helena College Council Inc	WA	0	0	1,574	0	0	0	0	0	0	0	0	1,574
Heritage College Perth (Inc.)	WA	0	0	6,514	0	0	0	0	0	0	0	0	6,514
HillSide Christian College Incorporated	WA	0	0	3,147	0	0	0	0	0	0	0	0	3,147
Jarlmadangah Burru Aboriginal Corporation	WA	0	0	3,367	0	0	0	0	0	0	0	0	3,367
Kerry Street Community School Inc	WA	0	0	6,294	0	0	0	0	0	0	0	0	6,294
Leaning Tree Steiner School Inc	WA	0	0	8,088	0	0	0	0	0	0	0	0	8,088
Mandurah Baptist College Inc	WA	0	0	34,838	0	0	0	0	0	0	0	0	34,838
Margaret River Independent School	WA	0	0	6,294	0	0	0	0	0	0	0	0	6,294
OneSchool Global WA Ltd	WA	0	0	13,029	0	0	0	0	0	0	0	0	13,029
Parklands School Association Incorporated	WA	0	0	7,868	0	0	0	0	0	0	0	0	7,868
Parrnurr Community School Aboriginal Corp	WA	0	0	6,735	0	0	0	0	0	0	0	0	6,735
Perth Montessori School Inc	WA	0	0	98,597	0	0	0	0	0	0	0	0	98,597
Purnululu Aboriginal Corporation	WA	0	0	9,882	0	0	0	0	0	0	0	0	9,882
Quinns Baptist College Inc	WA	0	0	4,721	0	0	0	0	0	0	0	0	4,721
Rockingham Montessori School Inc	WA	0	0	29,205	0	0	0	0	0	0	0	0	29,205
Servite College Council Inc	WA	0	0	29,897	0	0	0	0	0	0	0	0	29,897
Seventh-Day Adventist Schools (Western Australia) Ltd	WA	0	0	26,278	0	0	0	0	0	0	0	0	26,278

Name	State	Special Circumstances Funding	Indigenous Boarding Initiative	Additional funding for students with disability	ACT Adjustment assistance	Transition Assistance for low-growth government schools in 2018	Transition Assistance for system weighted average SES schools in 2018	Additional support for Northern Territory government schools	Additional assistance of system weighted benefit schools in 2019	Adjustment funding for low-growth non-government schools in 2019	Additional Assistance for 2016 census data arrangements	Local Schools Community Fund	Total Funding
South Coast Baptist College Incorporated	WA	0	0	18,882	0	0	0	0	0	0	0	0	18,882
South West Learning Community Association Inc	WA	0	0	4,721	0	0	0	0	0	0	0	0	4,721
Sowilo Community Inc.	WA	0	0	45,601	0	0	0	0	0	0	0	0	45,601
St Andrews Grammar Incorporated	WA	0	0	12,588	0	0	0	0	0	0	0	0	12,588
Swan Christian Education Association Inc.	WA	0	0	95,953	0	0	0	0	0	0	0	0	95,953
The Anglican Schools Commission (Inc)	WA	0	0	358,059	0	0	0	0	0	0	0	0	358,059
The Bunbury Cathedral Grammar School Inc	WA	0	0	15,735	0	0	0	0	0	0	0	0	15,735
The King's Educational Ministries Inc	WA	0	0	4,941	0	0	0	0	0	0	0	0	4,941
The Lance Holt Schools Council Inc	WA	0	0	6,294	0	0	0	0	0	0	0	0	6,294
The Margaret River Montessori School (Inc)	WA	0	0	9,441	0	0	0	0	0	0	0	0	9,441
The Montessori School, Kingsley, Inc	WA	0	0	4,721	0	0	0	0	0	0	0	0	4,721
The Perth Waldorf School Association Incorporated	WA	0	0	23,571	0	0	0	0	0	0	0	0	23,571
The Silver Tree Steiner School Incorporated	WA	0	0	4,941	0	0	0	0	0	0	0	0	4,941
Thornlie Christian College (Inc)	WA	0	0	1,574	0	0	0	0	0	0	0	0	1,574
Tranby College (INC)	WA	0	0	3,147	0	0	0	0	0	0	0	0	3,147
Village School Association Inc	WA	0	0	9,661	0	0	0	0	0	0	0	0	9,661
Wesley College	WA	0	0	39,558	0	0	0	0	0	0	0	0	39,558
West Coast Steiner School INC	WA	0	0	30,117	0	0	0	0	0	0	0	0	30,117
Winthrop Baptist College Inc.	WA	0	0	9,441	0	0	0	0	0	0	0	0	9,441
Woodbury Boston Primary School Inc.	WA	0	0	12,808	0	0	0	0	0	0	0	0	12,808

Name	State	Special Circumstances Funding	Indigenous Boarding Initiative	Additional funding for students with disability	ACT Adjustment assistance	Transition Assistance for low-growth government schools in 2018	Transition Assistance for system weighted average SES schools in 2018	Additional support for Northern Territory government schools	Additional assistance of system weighted benefit schools for 2019	Adjustment funding for low-growth non-government schools in 2019	Additional Assistance for 2016 census data arrangements	Local Schools Community Fund	Total Funding
Yakanarra (Aboriginal Corporation)	WA	0	0	6,735	0	0	0	0	0	0	0	0	6,735
Yiyili Aboriginal Community School	WA	0	0	24,704	0	0	0	0	0	0	0	0	24,704
Yunggora Association Incorporated	WA	0	0	3,367	0	0	0	0	0	0	0	0	3,367
TOTAL		0	0	73,760,270	0	0	0	0	0	0	0	0	73,760,270

Source: DESE (totals may not equal due to rounding as figures have been rounded to the nearest dollar)

Table B21: Financial Assistance to state and territory governments in 2018 (\$, exclusive of GST)

State	Base	Students with disability	Aboriginal and Torres Strait Islander	Low English proficiency	Socio educational disadvantage	Location	Size	Special Circumstances Funding	Prescribed Circumstances Funding	Adjustments ¹⁴	Previous Legislation	Total Funding
ACT	85,821,079	8,285,593	907,674	112,993	5,489,390	2,067	831,020	0	0	-84,696	0	101,365,118
NSW	1,706,023,231	245,368,222	54,749,474	7,733,093	274,490,004	32,055,656	34,480,301	0	0	-7,343,649	0	2,347,556,333
NT	86,092,752	18,545,232	34,192,062	1,364,335	19,868,695	31,898,361	5,254,564	0	3,258,000	-9,056,671	0	191,417,331
QLD	1,196,397,404	150,444,253	55,335,861	1,986,402	195,335,729	56,840,305	20,031,203	0	0	-5,412,757	0	1,670,958,401
SA	343,436,264	58,663,497	9,353,219	668,725	57,503,322	16,951,258	8,697,618	0	0	-2,000,375	0	493,273,527
TAS	131,985,467	10,425,842	4,731,461	112,259	28,113,839	13,158,788	4,363,626	0	0	-299,596	0	192,591,686
VIC	1,271,226,866	185,763,034	7,671,422	6,517,314	187,883,548	12,254,632	24,744,675	0	0	-7,236,828	0	1,688,824,662
WA	515,134,677	45,958,282	20,932,053	1,079,598	75,680,159	31,624,337	10,969,628	0	0	-6,350,698	0	695,028,035
TOTAL	5,336,117,740	723,453,955	187,873,226	19,574,719	844,364,686	194,785,404	109,372,635	0	3,258,000	-37,785,270	0	7,381,015,093

Source: DESE (totals may not equal due to rounding as figures have been rounded to the nearest dollar)

¹⁴ Any payment adjustments to funding that have occurred for AAs are also reported. Payment adjustments are a result of changes to previous year/s entitlements due to changes in enrolment or other factors that determine the annual funding calculated for a school. Note that payment adjustments can apply to recurrent funding as well as special/prescribed circumstances funding.

Table B22: Total funding paid to approved authorities of Non-Government Schools in 2018 (\$, exclusive of GST)

Name	State	Base	Students with disability	Aboriginal and Torres Strait Islander	Low English proficiency	Socio educational disadvantage	Location	Size	Special Circumstances Funding	Prescribed Circumstances Funding	Adjustments ¹⁵	Previous Legislation	Total Funding
Best-Practice Education Group Limited	ACT	245,205	211,888	0	0	1,644	0	114,642	0	24,023	0	0	597,402
Brindabella Christian Education Limited	ACT	5,047,550	967,462	35,459	6,888	110,880	0	0	0	662,105	0	0	6,830,344
Burgmann Anglican School	ACT	8,822,645	470,095	40,434	3,306	182,022	0	0	0	1,238,218	0	0	10,756,720
Canberra Girls Grammar School	ACT	2,253,945	223,496	8,171	37,979	613,087	0	0	0	291,508	0	0	3,428,185
Canberra Grammar School	ACT	4,115,805	1,392,264	17,675	1,852	54,381	0	0	0	1,067,228	0	0	6,649,205
Canberra Muslim Youth Incorporated	ACT	386,404	17,274	0	0	8,868	0	144,895	0	14,218	0	0	571,659
Canberra Rudolf Steiner School Association Incorporated	ACT	3,088,464	156,520	27,181	0	84,971	0	0	0	423,372	0	0	3,780,508
Communitas@Work Ltd	ACT	506,866	620,385	27,727	458	218,459	0	113,680	0	99,044	0	0	1,586,619
Covenant College Tuggeranong ACT Association Incorporated	ACT	749,589	100,993	13,763	0	66,328	0	166,668	0	27,561	0	0	1,124,902
Daramalan College	ACT	8,617,598	1,457,825	46,516	11,188	620,185	0	0	0	1,256,185	0	0	12,009,497
Emmaus Christian School Canberra Limited	ACT	1,585,276	338,849	13,765	5,646	70,622	0	218,513	0	202,102	0	0	2,434,773
Radford College Limited	ACT	6,395,992	942,688	35,085	7,624	86,953	0	0	0	1,356,928	0	0	8,825,270
Seventh-day Adventist Schools (South New South Wales) Limited	ACT	2,557,909	194,695	140,963	3,090	388,767	144,360	402,662	0	118,538	0	0	3,950,984
The Canberra Montessori Society INC	ACT	261,602	0	0	0	1,952	0	138,200	0	19,629	0	0	421,383
The Trustees of the Marist Brothers	ACT	8,548,158	3,109,317	61,717	1,467	295,200	0	0	0	1,288,162	0	0	13,304,021
Trinity Christian School Incorporated	ACT	5,045,513	1,715,484	49,328	7,070	256,684	0	0	0	245,874	0	0	7,319,953

¹⁵ Any payment adjustments to funding that have occurred for AAs are also reported. Payment adjustments are a result of changes to previous year/s entitlements due to changes in enrolment or other factors that determine the annual funding calculated for a school. Note that payment adjustments can apply to recurrent funding as well as special/prescribed circumstances funding.

Name	State	Base	Students with disability	Aboriginal and Torres Strait Islander	Low English proficiency	Socio educational disadvantage	Location	Size	Special Circumstances Funding	Prescribed Circumstances Funding	Adjustments ¹⁵	Previous Legislation	Total Funding
Trustees for Catholic Education Office Archdiocese of Canberra & Goulburn	ACT	88,700,111	22,175,677	1,104,595	111,386	7,745,271	0	1,508,187	0	7,800,000	0	0	129,145,227
Al Amanah College Ltd	NSW	6,989,621	87,752	0	108,883	969,834	0	0	0	0	0	0	8,156,090
Al Faisal College Limited	NSW	25,830,642	16,841	0	336,463	3,298,050	0	0	0	0	0	0	29,481,996
Al Sadiq College Incorporated	NSW	4,667,182	164,154	0	53,413	1,590,212	0	0	0	0	-44,223	0	6,430,738
Al Zahra College Limited	NSW	3,228,257	314,919	0	40,242	830,344	0	215	0	0	0	0	4,413,977
Al-Hikma College Ltd	NSW	2,356,448	0	0	3,561	216,603	0	0	0	0	0	0	2,576,612
All Saints' College Bathurst Council	NSW	0	0	0	0	0	0	0	0	0	1,650,798	0	1,650,798
Al-Noori Muslim School LTD	NSW	14,685,725	0	0	36,062	396,064	0	0	0	0	0	0	15,117,851
Alpha Omega Senior College Ltd	NSW	3,140,878	40,393	4,188	90,492	392,924	0	204,293	0	0	0	0	3,873,168
Amity College Australia Limited	NSW	14,829,898	464,214	0	72,088	909,900	0	0	0	0	0	0	16,276,100
Ananda Marga Pracaraka Samgha LTD	NSW	299,254	20,833	4,113	0	9,299	0	130,369	0	0	0	0	463,868
Anglican Schools Corporation	NSW	90,564,833	5,556,836	473,922	67,765	6,240,619	484,570	239,983	0	12,761	0	0	103,641,289
Arden Anglican School Council	NSW	2,329,677	336,303	0	86,972	366,144	0	0	0	0	0	0	3,119,096
Arkana College Limited	NSW	1,296,101	6,590	6,885	4,283	57,496	0	116,293	0	0	0	0	1,487,648
Armenian General Benevolent Union School Inc	NSW	236,382	37,128	0	10,986	102,044	0	127,282	0	0	0	0	513,822
Ascham School Ltd	NSW	2,634,823	168,206	16,601	163,359	425,202	0	0	0	11,336	0	0	3,419,527
Assyrian Christian Schools Limited	NSW	12,594,777	584,260	0	105,139	2,683,967	0	33,164	0	0	-273,676	0	15,727,631
Australian Christian College - Darling Downs Ltd	NSW	254,706	19,725	0	0	32,135	0	135,243	0	0	0	0	441,809
Australian Christian College - Hume Ltd	NSW	330,950	31,519	5,882	0	73,407	10,763	118,346	0	0	0	0	570,867

Name	State	Base	Students with disability	Aboriginal and Torres Strait Islander	Low English proficiency	Socio educational disadvantage	Location	Size	Special Circumstances Funding	Prescribed Circumstances Funding	Adjustments ¹⁵	Previous Legislation	Total Funding
Australian Christian College - Marsden Park Ltd	NSW	3,466,851	334,997	76,997	0	400,814	0	0	0	0	0	0	4,279,659
Australian Christian College - Singleton Ltd	NSW	965,334	106,562	15,474	0	110,739	0	133,382	0	0	0	0	1,331,491
Australian Christian College - Southlands Ltd	NSW	1,558,639	304,720	9,568	0	243,929	305,659	71,285	0	0	0	0	2,493,800
Australian Christian College - Tasmania Ltd	NSW	637,181	0	9,918	11,639	217,335	99,155	133,903	0	0	-628,727	0	480,405
Australian International Academy of Education Limited	NSW	3,645,121	20,886	0	30,031	239,088	0	31,572	0	0	0	0	3,966,698
Australian Islamic College of Sydney	NSW	9,364,468	26,808	1,755	76,892	946,980	0	0	0	0	0	0	10,416,903
Australian Performing Arts Grammar School Limited	NSW	631,876	0	6,783	0	35,581	0	186,976	0	0	0	0	861,216
Autism Spectrum Australia (ASPECT)	NSW	4,753,630	13,198,613	33,474	2,730	2,048,816	0	632,956	0	0	-183,932	0	20,486,287
Avalon Montessori Association	NSW	172,069	0	0	0	4,041	0	129,344	0	0	0	0	305,454
Ballina Christian Education Association Ltd	NSW	1,623,329	71,425	36,052	1,480	205,640	0	153,118	0	0	0	0	2,091,044
Bellfield Group Limited	NSW	4,475,791	3,273	0	49,712	1,009,367	0	0	0	0	0	0	5,538,143
Belmont Christian College Limited	NSW	4,721,746	209,221	31,086	3,723	336,879	0	0	0	0	0	0	5,302,655
Berakah Christian Education LTD	NSW	3,886,929	395,358	120,442	0	344,805	384,830	3,333	0	0	0	0	5,135,697
Berowra Christian Community School Limited	NSW	224,915	69,629	0	0	11,852	0	119,352	0	0	0	0	425,748
Bethel Christian School Limited	NSW	1,522,173	614,023	5,698	9,624	293,134	0	120,148	0	0	0	0	2,564,800
Biala Support Services Ltd	NSW	160,389	339,814	7,357	0	69,128	0	46,612	0	0	0	0	623,300
Bishop Druitt College Incorporated	NSW	8,166,594	376,690	89,182	27,604	364,186	625,157	0	0	0	0	0	9,649,413
Bishop Tyrrell Anglican College	NSW	5,481,073	661,858	23,595	1,421	313,317	0	0	0	0	0	0	6,481,264

Name	State	Base	Students with disability	Aboriginal and Torres Strait Islander	Low English proficiency	Socio educational disadvantage	Location	Size	Special Circumstances Funding	Prescribed Circumstances Funding	Adjustments ¹⁵	Previous Legislation	Total Funding
Blacktown Youth College Incorporated	NSW	567,597	523,249	100,906	1,420	257,050	0	116,780	0	0	0	0	1,567,002
Blue Mountains Christian Education Association Limited	NSW	1,483,680	126,754	18,768	4,842	222,633	0	162,647	0	0	0	0	2,019,324
Blue Mountains Grammar School LTD	NSW	3,534,471	336,788	1,980	1,431	74,134	0	27,908	0	0	0	0	3,976,712
Blue Mountains Waldorf School Limited	NSW	358,058	64,329	10,870	0	23,469	0	101,244	0	0	0	0	557,970
Boys' Town Engadine	NSW	509,587	719,584	9,591	1,697	219,632	0	112,365	0	0	0	0	1,572,456
Brightwaters Christian College Limited	NSW	158,780	43,476	0	0	22,320	0	99,364	0	0	0	0	323,940
Brigeline College, St Ives	NSW	4,713,578	704,407	0	0	209,302	0	0	0	501,575	0	0	6,128,862
Byron Community Primary School INC	NSW	655,209	32,378	1,541	0	20,848	0	116,045	0	0	0	0	826,021
Calrossy Anglican School	NSW	6,781,000	321,225	92,760	0	341,245	507,519	0	0	0	0	0	8,043,749
Cameragal Montessori School	NSW	44,594	0	0	0	0	0	106,551	0	0	0	0	151,145
Campbelltown Anglican Schools Council	NSW	10,514,445	618,420	47,349	3,007	491,580	0	0	0	0	0	0	11,674,801
Cape Byron Rudolf Steiner School Limited	NSW	2,750,055	27,045	11,725	1,539	137,955	0	128,897	0	0	0	0	3,057,216
Catholic Schools NSW Limited	NSW	1,535,024,750	197,535,030	19,988,122	3,180,778	176,984,904	31,815,041	33,842,701	0	11,027,628	-6,601,282	0	2,002,797,671
Cedars Christian College Ltd	NSW	4,259,256	151,976	21,965	8,225	338,135	0	0	0	0	0	0	4,779,557
Central Coast Grammar School Ltd	NSW	8,268,164	228,849	16,507	9,390	134,480	0	0	0	0	0	0	8,657,390
Central Coast Sports College Ltd	NSW	3,216,594	0	107,836	0	410,982	0	193,019	0	0	0	0	3,928,431
Central Coast Steiner School Limited	NSW	1,772,548	134,233	12,620	2,277	101,249	0	138,098	0	0	0	0	2,161,025
Central West Leadership Academy Limited	NSW	150,205	0	5,258	0	8,054	26,866	138,182	0	0	0	0	328,565

Name	State	Base	Students with disability	Aboriginal and Torres Strait Islander	Low English proficiency	Socio educational disadvantage	Location	Size	Special Circumstances Funding	Prescribed Circumstances Funding	Adjustments ¹⁵	Previous Legislation	Total Funding
Cessnock Christian School Limited	NSW	0	0	0	0	0	0	0	0	0	7,670,372	0	7,670,372
Chevalier College Limited	NSW	7,563,005	154,849	51,498	5,529	593,404	0	0	0	0	0	0	8,368,285
Christadelphian Heritage College Incorporated	NSW	1,701,883	75,626	12,697	0	238,657	0	170,766	0	0	0	0	2,199,629
Christadelphian Heritage College Sydney Ltd	NSW	1,722,635	144,458	3,725	15,493	279,501	0	161,292	0	0	0	0	2,327,105
Christian Community School Limited	NSW	5,042,317	307,179	5,725	53,570	597,193	0	0	0	0	0	0	6,005,984
Christian Education Foundation Limited	NSW	4,455,939	818,720	29,649	5,227	404,464	0	0	0	0	0	0	5,713,999
Chrysalis School for Rudolf Steiner Education LTD	NSW	1,379,691	131,350	10,923	0	83,419	358,611	132,249	0	0	0	0	2,096,243
Clarence Valley Anglican School Council	NSW	2,727,485	236,261	42,547	0	284,379	212,512	168,569	0	0	0	0	3,671,753
COASI.IT Italian Association of Assistance	NSW	304,808	35,322	1,559	0	13,170	0	116,049	0	0	0	0	470,908
Coffs Coast Education & Training Organisation	NSW	501,049	150,588	29,815	0	215,952	40,606	123,656	0	4,183	0	0	1,065,849
Coffs Harbour Bible Church Incorporated	NSW	140,866	33,315	0	0	13,949	15,602	83,516	0	0	0	0	287,248
Coffs Harbour Christian Community School LTD	NSW	7,035,865	585,452	34,820	17,668	673,721	647,746	0	0	0	0	0	8,995,272
Condell Park Christian School Inc	NSW	670,207	21,822	0	4,440	37,665	0	156,490	0	0	0	0	890,624
Coogee Boys Preparatory School Pty Ltd	NSW	416,145	6,664	0	0	104,22	0	125,108	0	0	0	0	558,339
Coptic Orthodox Church (NSW) Property Trust	NSW	4,819,195	471,969	0	0	146,594	0	0	0	0	0	0	5,437,758
Cornerstone Community	NSW	215,859	10,498	6,219	0	44,444	37,777	113,399	0	0	0	0	428,196
Council of Newington College	NSW	7,360,313	243,055	4,130	157,878	539,989	0	0	0	399,249	0	0	8,704,614
Covenant Christian School Association Ltd	NSW	5,221,214	363,892	25,933	2,316	162,034	0	0	0	211,521	0	0	5,986,910

Name	State	Base	Students with disability	Aboriginal and Torres Strait Islander	Low English proficiency	Socio educational disadvantage	Location	Size	Special Circumstances Funding	Prescribed Circumstances Funding	Adjustments ¹⁵	Previous Legislation	Total Funding
Cranbrook School	NSW	3,182,807	180,054	15,758	5,252	45,247	0	0	0	123,071	0	0	3,552,189
Currambena Ltd	NSW	172,184	3,806	1,908	0	22,376	0	142,912	0	38,789	0	0	381,975
Currawah Aboriginal Education Centre Aboriginal Corporation	NSW	184,520	324,367	200,570	16,606	85,156	272,645	194,997	0	0	0	0	1,278,861
Deniliquin Christian School Incorporated	NSW	350,040	61,980	6,068	0	48,844	46,661	133,672	0	0	0	0	647,265
Eagle Arts and Vocational College Incorporated	NSW	893,158	113,076	455,832	0	384,951	0	182,172	0	0	0	0	2,029,189
Eastern Suburbs Montessori Association Limited	NSW	180,510	139,485	0	0	2,162	0	161,740	0	40,153	0	0	524,050
Elonera Limited	NSW	831,430	117,103	0	1,457	17,735	0	135,415	0	0	0	0	1,103,140
Elouera Association Incorporated	NSW	187,095	518,852	1,306	0	80,638	13,242	70,383	0	0	0	0	871,516
Emanuel School	NSW	2,142,324	327,507	0	0	34,557	0	0	0	0	0	0	2,504,388
Emmanuel Anglican College Council	NSW	5,127,062	405,256	32,886	0	174,931	0	0	0	0	0	0	5,740,135
Employment and Training Australia Limited	NSW	1,681,702	110,463	52,307	0	724,813	0	231,278	0	92,783	-64,267	0	2,829,079
Georges River Grammar School LTD	NSW	6,500,696	329,309	25,193	10,217	254,210	0	0	0	0	0	0	7,119,624
German School Johannes Gutenberg	NSW	736,753	204,013	0	4,717	11,069	0	145,751	0	0	0	0	1,102,303
Giant Steps Sydney Limited	NSW	395,830	1,104,830	2,196	0	170,603	0	87,883	0	0	0	0	1,761,342
Glenaeon Rudolf Steiner School Limited	NSW	958,136	94,786	2,007	5,956	107,761	0	105,334	0	0	-1	0	1,273,979
Good Shepherd Australia New Zealand	NSW	653,313	375,471	23,165	0	281,579	0	139,795	0	7,026	-70,849	0	1,409,500
Greek Orthodox Church & Community Bankstown & District St Euphemia Ltd.	NSW	4,782,070	66,823	0	15,760	570,174	0	0	0	0	0	0	5,434,827
Greek Orthodox Parish & Community of Belmore & District All Saints Limited	NSW	3,775,385	295,302	1,826	11,192	256,146	0	0	0	0	0	0	4,339,851

Name	State	Base	Students with disability	Aboriginal and Torres Strait Islander	Low English proficiency	Socio educational disadvantage	Location	Size	Special Circumstances Funding	Prescribed Circumstances Funding	Adjustments ¹⁵	Previous Legislation	Total Funding
Green Point Christian College Limited	NSW	6,646,718	827,592	24,683	2,509	346,575	0	0	0	0	0	0	7,848,077
Greenacre Baptist Christian Community School Limited	NSW	2,512,935	87,631	11,407	1,405	144,612	0	135,299	0	0	0	0	2,893,289
Hamazkaine - Arshak and Sophie Galstaun College Limited	NSW	2,258,298	89,715	0	13,484	258,053	0	159,961	0	0	0	0	2,779,511
Hastings Association for Christian Education Ltd	NSW	2,762,773	540,989	108,986	0	422,085	142,870	156,347	0	0	0	0	4,134,050
Hawkesbury Independent School INC	NSW	308,919	42,443	0	0	30,902	0	118,675	0	0	0	0	500,939
Highfields Preparatory and Kindergarten School Limited	NSW	174,400	128,647	0	680	60,605	0	161,782	0	0	0	0	526,114
Hills Montessori Society	NSW	137,652	14,074	0	160	14,268	0	254,998	0	65,754	0	0	486,906
HopePoint Christian School Limited	NSW	880,171	52,602	3,596	0	94,206	0	130,803	0	0	0	0	1,161,378
Hunter Christian School Limited	NSW	2,396,031	310,440	30,966	3,740	252,698	0	163,863	0	0	0	0	3,157,738
Hunter Trade College Ltd	NSW	1,934,855	39,337	45,547	925	418,782	0	183,686	0	0	0	0	2,623,132
Hunter Valley Grammar School	NSW	7,849,316	41,387	63,095	1,488	259,462	0	0	0	0	0	0	8,587,248
Illawarra Association for Christian Parent Controlled Education	NSW	6,686,713	310,379	33,260	14,181	457,566	0	183,927	0	0	0	0	7,686,026
Inaburra School Limited	NSW	5,479,662	177,557	8,596	1,676	212,300	0	0	0	0	0	0	5,879,792
Inner Sydney Montessori Association	NSW	470,844	394,862	0	0	4,266	0	196,433	0	13,927	0	0	1,080,332
International Chinese School Limited	NSW	53,132	0	0	207	18,464	0	126,953	0	0	0	0	198,756
International Society for Krishna Consciousness Incorporation	NSW	958,228	0	0	0	88,620	0	158,916	0	0	0	0	1,205,764
Irfan College Limited	NSW	1,963,311	166,087	0	16,362	340,235	0	153,068	0	0	0	0	2,639,063
Islamic Practice and Dawah Circle Incorporated	NSW	1,075,402	41,888	0	0	71,402	0	114,982	0	43,711	0	0	1,347,385

Name	State	Base	Students with disability	Aboriginal and Torres Strait Islander	Low English proficiency	Socio educational disadvantage	Location	Size	Special Circumstances Funding	Prescribed Circumstances Funding	Adjustments ¹⁵	Previous Legislation	Total Funding
John Colet Schools	NSW	964,883	66,229	0	0	2,045	0	123,683	0	119,680	0	0	1,276,520
Kamaroi Rudolf Steiner School Limited	NSW	619,390	116,494	0	0	33,888	0	123,794	0	0	0	0	893,566
Kambala	NSW	2,131,514	182,230	16,329	0	33,647	0	0	0	95,818	0	0	2,459,538
Kesser Torah College Limited	NSW	2,438,151	120,850	0	1,409	168,084	0	131,110	0	0	0	0	2,859,604
Kincoppal - Rose Bay School Limited	NSW	2,279,625	359,220	17,812	0	50,681	0	0	0	0	0	0	2,707,338
Kindlehill Ltd	NSW	719,614	96,129	53,397	0	31,967	0	140,034	0	0	0	0	1,041,141
Kingdom Culture Christian School Ltd	NSW	265,028	0	0	0	13,325	0	140,846	0	93,579	0	0	512,778
Kinma Limited	NSW	293,906	41,581	0	0	6,910	0	111,898	0	0	0	0	454,295
Koinonia Christian Academy Inc School	NSW	76,441	19,806	24,638	0	24,448	131,950	92,415	0	0	0	0	369,698
Korowal School Limited	NSW	1,435,586	317,515	21,940	0	94,887	0	164,202	0	0	0	0	2,034,130
Lakes Grammar An Anglican School Board	NSW	7,187,358	697,886	50,941	7,964	517,750	0	0	0	0	-3,621	0	8,458,278
Liberty Church Inc	NSW	292,978	36,893	76,777	0	102,877	23,169	106,950	0	0	0	0	639,644
Lindfield Montessori Society Incorporated	NSW	3,308	0	0	13	1,150	0	17,388	0	0	-6,542	0	15,318
Lindisfarne Anglican School	NSW	9,012,269	290,199	27,090	7,034	332,877	0	0	0	0	0	0	9,669,469
Linuwel School Ltd	NSW	1,740,326	132,483	30,358	2,423	103,059	0	150,600	0	0	0	0	2,159,249
Liverpool/Campbelltown Christian School Ltd	NSW	8,370,690	942,229	20,229	28,863	569,626	0	0	0	0	0	0	9,931,637
Loreto Kirribilli Limited	NSW	5,212,934	1,056,663	0	0	70,338	0	0	0	640,678	0	0	6,980,613
Loreto Normanhurst Limited	NSW	4,870,421	243,755	57,391	0	92,086	0	0	0	338,577	0	0	5,602,230
Lorien Novallis School for Rudolf Steiner Education Ltd	NSW	1,302,505	119,300	5,084	1,116	102,923	0	142,161	0	0	0	0	1,673,089
Lycee Condorcet - the French School of Sydney Limited	NSW	2,837,815	98,976	0	3,782	56,882	0	0	0	0	0	0	2,997,455
Macarthur Anglican School	NSW	5,486,389	346,842	6,204	12,730	262,811	0	0	0	0	0	0	6,114,976

Name	State	Base	Students with disability	Aboriginal and Torres Strait Islander	Low English proficiency	Socio educational disadvantage	Location	Size	Special Circumstances Funding	Prescribed Circumstances Funding	Adjustments ¹⁵	Previous Legislation	Total Funding
Macleay Valley Workplace Learning Centre Incorporated	NSW	722,072	895,034	530,510	0	319,130	78,904	134,244	0	0	0	0	2,679,894
Macquarie Grammar School Limited	NSW	101,716	0	1,944	0	76,666	0	66,157	0	22,775	0	0	269,258
Macquarie University	NSW	260,678	467,964	0	0	112,352	0	96,280	0	0	0	0	937,274
Maitland Christian School Limited	NSW	3,432,089	707,076	17,110	6,036	380,983	0	0	0	0	0	0	4,543,294
Malek Fahd Islamic School Limited	NSW	17,180,629	88,266	1,540	102,807	1,225,991	0	0	0	0	0	0	18,599,233
Manly Warringah Montessori Society	NSW	136,901	3,525	0	0	34,416	0	132,311	0	0	0	0	307,153
Margaret Jurd College (NSW) Limited	NSW	783,406	1,942,847	57,328	1,739	337,648	0	162,534	0	0	-83,390	0	3,202,112
Marist Youth Care Limited	NSW	336,394	549,878	13,051	5	139,789	0	77,850	0	0	0	0	1,116,966
Masada College	NSW	1,144,402	499,381	0	0	36,093	0	61,639	0	2,387	0	0	1,743,902
Mater Dei School	NSW	1,153,015	1,856,864	1,669	3,609	496,949	0	147,572	0	0	0	0	3,659,678
Medowie Christian School Limited	NSW	3,091,204	696,583	37,843	0	338,935	0	44,880	0	0	0	0	4,209,445
Melkite Catholic Eparchy Corporation	NSW	1,774,277	205,813	0	22,809	293,759	0	76,111	0	0	0	0	2,372,769
Meriden School	NSW	5,625,403	106,747	26,298	8,878	76,418	0	0	0	246,028	0	0	6,089,772
Minimbah Preschool, Primary School Aboriginal Corporation Incorporated	NSW	321,381	74,114	385,657	28,924	159,970	36,109	103,432	0	0	0	0	1,109,587
Moama Anglican Grammar Ltd	NSW	5,849,076	313,695	13,671	0	417,972	142,002	0	0	0	0	0	6,736,416
Monte Sant' Angelo Mercy College Limited	NSW	5,586,645	341,112	14,610	3,631	117,044	0	0	0	442,335	0	0	6,505,377
Moree Christian School INC	NSW	762,973	17,039	47,189	0	138,523	210,822	153,518	0	0	0	0	1,330,064
Moriah War Memorial College Association	NSW	2,569,095	1,918,964	0	0	122,840	0	0	0	0	0	0	4,610,899

Name	State	Base	Students with disability	Aboriginal and Torres Strait Islander	Low English proficiency	Socio educational disadvantage	Location	Size	Special Circumstances Funding	Prescribed Circumstances Funding	Adjustments ¹⁵	Previous Legislation	Total Funding
Mosman Church of England Preparatory School Limited	NSW	466,389	128,664	1,504	0	5,716	0	0	0	0	0	0	602,273
Mount Annan Christian College Ltd	NSW	3,091,206	297,825	22,593	0	275,622	0	49,709	0	0	0	0	3,736,955
Mount Sinai College	NSW	848,632	615,693	0	0	17,702	0	14,031	0	0	-14,946	0	1,481,112
Mount St Benedict College	NSW	7,297,969	877,799	12,585	5,730	236,677	0	0	0	420,437	0	0	8,851,197
Mumbulla School for Rudolf Steiner Education Limited	NSW	1,278,174	72,072	23,027	0	59,403	223,383	126,305	0	0	0	0	1,782,365
Nambucca Valley Christian Community School	NSW	2,064,733	226,075	54,704	1,606	293,776	258,491	154,718	0	0	0	0	3,054,103
Namoi Valley Christian School INC	NSW	350,329	77,480	54,019	0	117,961	124,335	146,156	0	0	0	0	870,280
NEGS Limited	NSW	1,790,410	88,948	46,376	1,436	154,713	217,138	162,527	0	0	0	0	2,461,548
Nepean District Christian Education Association LTD	NSW	3,055,246	355,245	23,111	0	410,067	0	34,267	0	0	0	0	3,877,936
New Hope School Ltd	NSW	273,618	449,096	7,237	0	117,929	0	75,455	0	4,219	0	0	927,554
Newcastle Grammar School Limited	NSW	4,251,754	491,274	14,495	0	49,710	0	0	0	0	0	0	4,807,233
Newcastle Waldorf School Ltd	NSW	1,060,230	205,641	24,977	1,547	52,950	0	125,637	0	0	0	0	1,470,982
NGARUKI GULGUL LIMITED	NSW	607,591	539,541	115,776	0	261,871	0	128,676	0	0	0	0	1,653,455
Northcross Limited	NSW	1,809,598	83,661	0	3,583	19,222	0	0	0	161,945	0	0	2,078,009
Northern Beaches Christian School	NSW	7,860,570	613,607	10,050	17,591	277,223	0	0	0	586,581	0	0	9,365,622
Northern Beaches Montessori Association	NSW	31,229	0	0	38	3,339	0	50,511	0	0	0	0	85,117
Northholm Grammar School Ltd	NSW	1,664,751	186,485	7,945	0	88,128	0	176,034	0	0	0	0	2,123,343
Northside Montessori Society	NSW	213,745	278,856	0	0	4,616	0	152,480	0	0	0	0	649,697
Norwest Christian College Limited	NSW	4,050,903	255,660	7,619	15,211	261,822	0	0	0	0	0	0	4,591,215

Name	State	Base	Students with disability	Aboriginal and Torres Strait Islander	Low English proficiency	Socio educational disadvantage	Location	Size	Special Circumstances Funding	Prescribed Circumstances Funding	Adjustments ¹⁵	Previous Legislation	Total Funding
Nowra Baptist Church Christian Community School Ltd	NSW	3,371,324	181,400	27,751	0	282,833	0	58,770	0	0	0	0	3,922,078
Oakhill College	NSW	10,761,144	467,481	66,835	11,766	698,836	0	0	0	490,649	-7,438	0	12,489,273
Odyssey House NSW	NSW	911,293	0	11,744	902	392,767	0	186,799	0	8,031	0	0	1,511,536
OneSchool Global NSW	NSW	8,116,194	409,053	0	0	2,171,114	0	0	0	0	-194,480	0	10,501,881
Orange Christian Schools Ltd	NSW	2,450,762	93,203	44,987	0	229,906	60,299	160,593	0	0	0	0	3,039,750
Our Lady of Mercy College Parramatta	NSW	6,857,137	386,187	9,090	20,941	314,175	0	0	0	121,395	0	0	7,708,925
Oxford Falls Grammar School Limited	NSW	4,543,730	521,167	1,995	0	134,192	0	0	0	0	0	0	5,201,084
Oxley College Limited	NSW	4,404,084	274,266	14,802	0	79,057	0	0	0	0	0	0	4,772,209
Pacific Brook Christian School Ltd	NSW	173,591	6,481	4,320	0	59,980	8,088	121,668	0	0	0	0	374,129
Pacific Coast Christian School Limited	NSW	3,438,284	1,893,521	226,329	0	799,469	0	361,914	0	14,420	0	0	6,733,937
Pacific Hills Christian Education Limited	NSW	6,426,905	406,659	43,403	0	354,657	0	0	0	44,191	0	0	7,275,815
Pacific Valley Christian School Ltd	NSW	2,347,688	355,117	76,152	0	539,250	179,955	159,993	0	0	0	0	3,658,155
Pal Buddhist School Limited	NSW	661,978	41,264	0	0	108,200	0	186,814	0	0	0	0	998,256
PARED Ltd	NSW	9,180,713	393,918	31,006	9,433	481,476	0	274,318	0	0	0	0	10,370,864
Parke Christian School Limited	NSW	1,808,167	306,000	46,204	0	306,848	264,361	173,718	0	0	0	0	2,905,298
Penrith Christian School	NSW	5,289,561	269,484	56,260	4,341	689,549	0	0	0	0	0	0	6,309,195
Port Macquarie Community College Incorporated	NSW	278,757	301,855	45,056	0	120,145	15,612	73,769	0	0	0	0	835,194
Port Macquarie Steiner Limited	NSW	60,343	0	5,680	0	5,343	6,602	80,739	0	0	0	0	158,707
Provincial of Order of Hermits of Saint Augustine In Australasia	NSW	7,507,036	778,092	34,425	4,051	267,503	0	0	0	419,327	0	0	9,010,434

Name	State	Base	Students with disability	Aboriginal and Torres Strait Islander	Low English proficiency	Socio educational disadvantage	Location	Size	Special Circumstances Funding	Prescribed Circumstances Funding	Adjustments ¹⁵	Previous Legislation	Total Funding
Queenwood School for Girls LTD	NSW	2,181,100	432,091	0	0	87,639	0	0	0	20,511	0	0	2,721,341
Rainbow Ridge School for Steiner Education Limited	NSW	771,409	67,015	10,587	1,646	47,618	39,155	139,554	0	0	-9,288	0	1,067,696
Reddam House Limited	NSW	3,454,724	8,340	0	1,889	53,275	0	0	0	54,113	0	0	3,572,341
Redeemer Baptist School Ltd	NSW	2,533,033	317,604	10,013	21,712	88,114	0	51,913	0	0	0	0	3,022,389
Redfern Jarjum College Ltd	NSW	158,227	272,484	189,872	14,241	73,021	0	131,328	0	0	0	0	839,173
Rissalah College Ltd	NSW	3,839,562	71,960	0	42,064	485,369	0	0	0	0	0	0	4,438,955
Rosebank College	NSW	10,196,588	539,852	9,022	8,689	701,050	0	0	0	261,814	0	0	11,717,015
Royal Institute for Deaf and Blind Children	NSW	705,452	1,589,250	0	1,589	304,049	0	306,057	0	0	0	0	2,906,397
S.C.E.G.S Darlinghurst Limited	NSW	1,926,963	209,878	38,354	0	16,557	0	0	0	40,494	0	0	2,232,246
Saint Ignatius' College Riverview Limited	NSW	4,525,214	503,508	87,265	7,691	117,710	0	0	0	306,658	-4,134,236	0	1,413,810
Saint Mary MacKillop College Albury Limited	NSW	1,095,963	34,145	0	0	79,668	0	146,645	0	0	0	0	1,356,421
Saint Mary MacKillop Colleges Limited	NSW	860,668	35,559	0	2,715	64,089	4,174	151,868	0	0	0	0	1,119,073
Salamah College Limited	NSW	7,665,166	12,858	0	209,174	2,078,362	0	0	0	0	0	0	9,965,561
Santa Sabina College LTD	NSW	5,714,946	406,737	3,631	19,697	143,755	0	0	0	0	0	0	6,288,766
Sapphire Coast Anglican College	NSW	2,098,542	142,810	13,437	0	179,557	372,109	158,234	0	0	0	0	2,964,689
Sathya Sai School (NSW) Inc	NSW	1,669,294	115,077	12,048	5,992	193,994	0	148,248	0	0	0	0	2,144,653
SCEGGS Redlands Limited	NSW	2,578,047	434,313	0	3,738	27,173	0	0	0	0	0	0	3,043,271
SEDA College Limited	NSW	895,844	117,507	17,902	1,060	94,422	0	203,572	0	0	0	0	1,330,307
Seventh-Day Adventist Schools (Greater Sydney) Limited	NSW	15,485,116	1,173,510	131,578	67,751	1,808,226	0	273,805	0	198,392	0	0	19,138,378
Seventh-Day Adventist Schools (North New South Wales) Limited	NSW	26,385,929	2,214,754	567,294	10,091	2,639,826	503,824	845,876	0	314,817	-39,527	0	33,442,884

Name	State	Base	Students with disability	Aboriginal and Torres Strait Islander	Low English proficiency	Socio educational disadvantage	Location	Size	Special Circumstances Funding	Prescribed Circumstances Funding	Adjustments ¹⁵	Previous Legislation	Total Funding
Shearwater The Mullumbimby Steiner School Limited	NSW	5,043,536	122,169	64,387	0	327,235	0	0	0	0	0	0	5,557,327
Sherwood Hills Christian School Ltd	NSW	963,380	86,071	1,760	4,885	126,969	0	154,398	0	0	0	0	1,337,463
Skillset Ltd	NSW	0	0	0	0	0	0	0	0	0	774,074	0	774,074
Skillset Senior College Ltd	NSW	887,838	259,199	108,685	0	382,658	0	183,402	0	5,181	-774,074	0	1,052,889
Snowy Mountains Christian School Limited	NSW	520,869	0	3,461	0	68,216	19,580	134,173	0	0	0	0	746,299
Snowy Mountains Grammar School Limited	NSW	1,755,321	233,870	1,913	1,852	103,824	360,553	179,547	0	0	0	0	2,636,880
Society of StPlus X LTD	NSW	103,860	11,892	0	0	19,993	0	99,749	0	0	0	0	235,494
Southern Cross Baptist Church Christian School INC.	NSW	185,817	30	1,943	4	19,322	0	102,821	0	0	0	0	309,937
Southern Highlands Association for Steiner Education Incorporated	NSW	530,456	183,001	30,809	0	56,273	0	155,324	0	38,956	0	0	994,819
Southern Highlands Christian School LTD	NSW	2,405,051	303,544	7,240	0	264,889	0	128,683	0	0	0	0	3,109,407
Southside Montessori Society	NSW	260,675	28,534	3,337	0	21,827	0	107,650	0	0	-4,268	0	417,755
St Aloysius' College LTD	NSW	5,755,353	462,164	0	3,166	30,428	0	0	0	284,971	-3,247,578	0	3,288,504
St Bishop Coptic Orthodox College	NSW	2,472,070	275,952	5	14,821	327,407	0	147,071	0	0	0	0	3,237,326
St Columba Anglican School Council Incorporated	NSW	8,854,592	598,443	134,874	4,452	347,841	469,440	0	0	0	0	0	10,409,642
St George Christian School Ltd	NSW	5,053,107	446,843	17,095	5,087	78,735	0	0	0	0	0	0	5,600,867
St Lucy's School	NSW	702,979	1,873,478	1,089	0	302,984	0	84,607	0	0	0	0	2,965,137
St Lukes Scone Grammar School Council	NSW	3,701,354	74,933	18,905	1,232	293,461	315,698	0	0	0	0	0	4,405,583
St Mary and St Mina's Coptic Orthodox College	NSW	1,845,703	36,579	0	4,796	46,822	0	171,604	0	0	0	0	2,105,504

Name	State	Base	Students with disability	Aboriginal and Torres Strait Islander	Low English proficiency	Socio educational disadvantage	Location	Size	Special Circumstances Funding	Prescribed Circumstances Funding	Adjustments ¹⁵	Previous Legislation	Total Funding
St Mary Star of the Sea College Limited	NSW	8,619,944	398,805	14,247	6,708	528,554	0	0	0	271,617	0	0	9,839,875
St Patrick's College	NSW	5,474,006	224,667	98,194	7,547	635,206	0	34,829	0	0	0	0	6,474,449
St Pauls Grammar School Penrith LTD	NSW	5,471,731	382,690	9,877	1,557	178,731	0	0	0	0	0	0	6,044,586
St Pauls International College	NSW	442,849	0	5,830	0	56,527	0	116,041	0	0	0	0	621,247
St Peter's Anglican College	NSW	2,873,488	260,027	16,061	0	175,853	242,440	167,788	0	0	-14,765	0	3,720,892
St Philip's Christian Education Foundation Ltd	NSW	29,390,173	3,709,588	443,251	7,084	3,078,388	0	271,551	0	0	-7,670,372	0	29,229,664
St Scholastica's College	NSW	8,028,544	669,681	280,514	0	356,457	0	0	0	172,259	0	0	9,507,455
St Stanislaus' College Bathurst	NSW	4,125,292	449,761	120,349	4,186	489,784	0	132,297	0	0	0	0	5,321,669
St Vincent's College Limited	NSW	3,594,106	336,207	70,052	0	137,270	0	4,141	0	262,586	0	0	4,404,362
Stella Maris College	NSW	5,796,343	198,615	14,505	6,864	260,832	0	0	0	550,701	0	0	6,827,860
Summerland Christian Life Centre Ltd	NSW	3,966,883	377,463	105,467	3,362	390,037	0	144,152	0	0	0	0	4,987,364
Sun Artistry Limited	NSW	347,532	0	1,663	0	38,684	6,861	119,402	0	0	0	0	514,142
Sydney Church of England Grammar School Council	NSW	2,971,477	233,855	17,010	1,337	58,287	0	0	0	0	0	0	3,281,966
Sydney Japanese School Limited	NSW	525,450	137,428	0	0	5,996	0	121,803	0	0	0	0	790,677
Sydney Montessori School Limited	NSW	469,282	231,204	0	0	22,438	0	110,621	0	0	0	0	833,545
Tallowood Steiner School INC	NSW	264,951	24,326	9,460	0	36,413	56,930	122,171	0	0	0	0	514,251
Tambelin Independent School Inc	NSW	141,829	22,349	0	0	14,131	0	112,962	0	0	0	0	291,271
Taree Christian Community School LTD	NSW	5,096,411	125,746	274,127	3,058	973,967	113,254	0	0	0	0	0	6,586,563
The Abraham Kuyper Christian Education Association Limited	NSW	1,198,728	174,683	13,659	0	127,556	0	145,614	0	0	0	0	1,660,240

Name	State	Base	Students with disability	Aboriginal and Torres Strait Islander	Low English proficiency	Socio educational disadvantage	Location	Size	Special Circumstances Funding	Prescribed Circumstances Funding	Adjustments ¹⁵	Previous Legislation	Total Funding
The Anglican School Googong	NSW	954,696	92,304	0	0	41,483	0	165,625	0	51,738	0	0	1,305,846
The Armidale School	NSW	4,012,689	179,161	44,216	0	233,112	473,821	19,342	0	0	0	0	4,962,341
The Armidale Waldorf School LTD	NSW	628,084	75,086	32,629	0	52,428	78,982	116,913	0	0	0	0	984,122
The Association for Christian Education of Blacktown Ltd	NSW	6,059,354	766,485	9,190	28,679	576,492	0	0	0	0	0	0	7,440,200
The Athena School Limited	NSW	113,989	0	1,808	0	12,467	0	90,495	0	0	0	0	218,759
The Australian Institute of Music Limited	NSW	136,634	0	0	92	13,157	0	60,476	0	0	0	0	210,358
The Australian Province of the Society of Jesus	NSW	0	0	0	0	0	0	0	0	0	4,134,236	0	4,134,236
The Casuarina School Co-Operative LTD	NSW	809,723	67,966	7,647	0	41,748	67,358	127,901	0	0	0	0	1,122,343
The Central Coast Montessori Primary School Limited	NSW	238,516	0	0	0	5,064	0	129,073	0	0	0	0	372,653
The Christian Parent-Controlled School Wellington Limited	NSW	510,700	86,664	136,187	0	68,898	84,778	162,701	0	0	0	0	1,049,928
The Coast Christian School Limited	NSW	650,245	47,048	11,646	0	21,603	0	118,520	0	0	0	0	849,062
The Contributors Society Ltd	NSW	2,321,587	7,050	14,283	4,927	234,467	0	157,798	0	0	0	0	2,740,112
The Council of Abbotsleigh	NSW	3,585,618	60,353	27,221	8,072	20,933	0	0	0	44,321	0	0	3,746,518
The Council of Barker College	NSW	5,450,271	83,666	324,347	4,452	157,808	536	138,182	0	222,062	0	0	6,381,324
The Council of St Andrew's Cathedral School	NSW	4,203,596	966,658	265,255	24,113	174,481	0	101,503	0	1,105	-8,176	0	5,728,535
The Council of St Catherine's School Waverley	NSW	3,417,072	146,984	30,782	4,310	53,231	0	0	0	276,757	0	0	3,929,136
The Council of Tara Anglican School for Girls	NSW	2,542,112	262,008	5,073	1,301	43,475	0	0	0	0	0	0	2,853,969
The Council of the King's School	NSW	8,115,596	309,652	9,788	3,274	112,136	0	119,625	0	21,407	0	0	8,691,478

Name	State	Base	Students with disability	Aboriginal and Torres Strait Islander	Low English proficiency	Socio educational disadvantage	Location	Size	Special Circumstances Funding	Prescribed Circumstances Funding	Adjustments ¹⁵	Previous Legislation	Total Funding
The Council of Trinity Grammar School	NSW	10,245,656	919,394	10,554	6,057	120,273	0	0	0	0	0	0	11,301,934
The Ebenezer Foundation Ltd	NSW	430,429	9,556	0	853	67,818	0	126,969	0	0	0	0	635,625
The Greek Orthodox Parish of South East Sydney	NSW	4,477,989	77,963	0	1,574	262,509	0	0	0	0	0	0	4,820,035
The Hills Grammar School	NSW	3,242,939	689,954	3,697	6,139	109,211	0	0	0	0	0	0	4,051,940
The Illawarra Grammar School	NSW	4,619,147	474,774	35,916	12,570	113,664	0	0	0	0	0	0	5,256,071
The International Grammar School Sydney LTD	NSW	3,779,272	218,691	55,921	1,861	92,000	0	0	0	20,651	0	0	4,168,396
The John Wycliffe Christian Education Association Ltd	NSW	2,092,906	319,994	2,082	0	118,337	0	187,423	0	0	-5,020	0	2,715,722
The Joseph Varga School	NSW	163,900	404,986	0	0	70,641	0	53,211	0	0	0	0	692,738
The Manning Valley Anglican College Council	NSW	2,959,831	80,781	73,654	1,654	695,415	68,554	139,019	0	30,984	0	0	4,049,892
The Maronite Sisters of the Holy Family	NSW	9,033,327	607,646	0	673,348	2,836,725	0	0	0	0	0	0	13,151,046
The McDonald College Limited	NSW	1,175,632	102,753	15,309	1,250	89,453	0	186,609	0	0	0	0	1,571,006
The Muslim League of New South Wales Incorporated	NSW	7,298,398	0	0	90,095	1,013,293	0	0	0	0	0	0	8,401,786
The Nature School Incorporated	NSW	170,199	29,266	2,151	0	25,057	14,657	138,182	0	0	0	0	379,512
The Peninsula Montessori Association Ltd	NSW	264,786	23,604	0	0	7,415	0	111,446	0	0	-16,483	0	390,768
The Pittwater House Schools Ltd	NSW	3,476,831	157,579	4,070	1,383	62,016	0	0	0	0	0	0	3,701,879
The Presbyterian Church (New South Wales) Property Trust for Casino Presbyterian Church	NSW	1,688,690	253,332	88,895	0	312,280	0	159,339	0	0	0	0	2,502,536
The Presbyterian Church New South Wales Property Trust	NSW	17,795,208	1,973,728	132,282	15,270	858,253	328,784	672,705	0	0	-1,659,676	0	20,116,555

Name	State	Base	Students with disability	Aboriginal and Torres Strait Islander	Low English proficiency	Socio educational disadvantage	Location	Size	Special Circumstances Funding	Prescribed Circumstances Funding	Adjustments ¹⁵	Previous Legislation	Total Funding
The Riverina Anglican College Board	NSW	5,235,612	173,680	32,714	3,053	304,094	85,102	0	0	0	0	0	5,834,255
The Salvation Army (NSW) Property Trust	NSW	154,156	47,348	0	120	66,442	0	45,037	0	0	0	0	313,103
The Salvation Army (Qld) Property Trust	NSW	493,043	543,066	13,557	331	212,501	0	113,423	0	0	0	0	1,375,921
The Sutherland Shire Christian School Association Limited	NSW	5,311,442	94,980	6,732	0	271,672	0	0	0	106,753	0	0	5,791,579
The Tamworth Christian Education Association Limited	NSW	5,963,545	897,670	270,986	2,720	591,733	416,208	130,914	0	0	0	0	8,273,776
The Trustees of the Sydney Grammar School	NSW	4,352,010	445,402	5,089	0	877	0	0	0	20,277	0	0	4,823,655
The Uniting Church in Australia Property Trust (NSW)	NSW	27,415,818	2,169,819	149,161	52,693	545,171	195,875	0	0	187,445	0	0	30,715,982
The William Branwhite Clarke College Council	NSW	8,885,114	1,972,470	16,683	0	303,150	0	0	0	277,516	0	0	11,454,933
Thomas More Schools Incorporated	NSW	154,542	1	0	0	16,228	39,846	104,151	0	0	0	0	314,767
Toongabbie Christian College Ltd	NSW	6,403,594	329,101	11,469	24,528	388,265	0	0	0	0	0	0	7,156,957
Trinity Catholic College Lismore Ltd	NSW	8,395,620	860,068	95,833	13,886	1,077,592	0	0	0	0	0	0	10,442,999
Trustees of the Jesuit Fathers Roman Catholic Communities Lands Act NSW	NSW	0	0	0	0	0	0	0	0	0	3,247,578	0	3,247,578
Trustees of the Lebanese Maronite Order	NSW	8,967,087	473,169	0	37,526	1,251,997	0	0	0	0	0	0	10,729,779
Trustees of the Marist Brothers	NSW	8,919,010	506,360	171,493	0	826,662	0	0	0	0	0	0	10,423,525
Trustees of the Marist Brothers	NSW	5,961,721	577,490	143,081	4,800	380,761	0	71,608	0	214,580	-1	0	7,354,040
Trustees of the Maronite Sisters of the Holy Family	NSW	2,936,455	267,104	0	27,891	313,302	0	53,952	0	0	0	0	3,598,704

Name	State	Base	Students with disability	Aboriginal and Torres Strait Islander	Low English proficiency	Socio educational disadvantage	Location	Size	Special Circumstances Funding	Prescribed Circumstances Funding	Adjustments ¹⁵	Previous Legislation	Total Funding
Tuggerah Lakes Community College Limited	NSW	642,662	143,527	31,478	0	276,987	0	134,652	0	0	0	0	1,229,306
Tuntable Falls Community Primary School	NSW	218,363	3,215	4,019	0	31,786	12,276	120,722	0	0	0	0	390,381
Unity Grammar College Ltd	NSW	6,784,372	268,579	0	67,920	846,974	0	0	0	0	0	0	7,967,845
Valley Hope School Ltd	NSW	135,051	245,794	4,052	0	58,207	13,349	70,327	0	2,259	0	0	529,039
Wagga Wagga Christian College	NSW	3,906,244	344,817	63,943	13,651	467,132	16,987	0	0	0	0	0	4,812,774
Warakiri College Limited	NSW	1,611,593	696,500	32,940	1,596	694,597	0	172,122	0	0	-5,613	0	3,203,735
Warrah Society	NSW	95,421	246,778	0	94	41,127	0	29,313	0	0	-12,895	0	399,838
Waverley Action for Youth Services	NSW	469,299	97,540	7,145	0	202,267	0	100,936	0	0	0	0	877,187
Wenona School Ltd	NSW	2,640,304	198,391	4,880	0	26,662	0	0	0	90,774	0	0	2,961,011
Western College Incorporated	NSW	126,399	130,715	7,725	0	54,478	16,407	65,015	0	0	-187,262	0	213,477
Western Riverina Community College Incorporated	NSW	209,213	149,312	66,762	0	90,170	49,126	108,867	0	0	0	0	673,450
Westmead Christian Grammar School Limited	NSW	423,781	63,609	0	0	21,101	0	95,900	0	0	0	0	604,391
Winifred West Schools Limited	NSW	2,666,155	163,789	4,213	4,750	243,735	0	311,959	0	0	0	0	3,394,601
Woodbury Autism Education and Research Limited	NSW	61,734	192,609	0	0	26,607	0	64,903	0	0	0	0	345,853
Workers Educational Association - Hunter	NSW	3,058,379	671,675	260,175	0	1,318,161	0	213,225	0	0	0	0	5,521,615
Workers' Educational Association Illawarra	NSW	620,069	470,921	73,566	0	267,250	0	127,576	0	0	0	0	1,559,382
Wyong Christian Community School Limited	NSW	5,963,543	230,205	15,915	0	613,805	0	0	0	0	0	0	6,823,468
Yanginanoon LTD	NSW	79,983	33,120	3,478	1,557	9,641	0	100,055	0	0	0	0	227,834
Yeshiva College Bondi Limited	NSW	372,086	0	0	0	3,643	0	137,578	0	0	0	0	513,307

Name	State	Base	Students with disability	Aboriginal and Torres Strait Islander	Low English proficiency	Socio educational disadvantage	Location	Size	Special Circumstances Funding	Prescribed Circumstances Funding	Adjustments ¹⁵	Previous Legislation	Total Funding
Young Muslim Association Incorporated	NSW	572,043	0	0	19,862	218,287	57,814	135,246	0	0	0	0	1,003,252
Youth Off The Streets Limited	NSW	1,299,902	1,202,993	154,570	2,025	563,047	0	305,664	0	0	0	0	3,528,200
Zahra Education Inc	NSW	173,496	0	0	150	13,398	0	138,182	0	0	0	0	325,226
Catholic Church of the Diocese of Darwin Property Trust Inc	NT	31,030,846	9,533,583	12,936,046	890,557	7,674,286	11,978,272	1,894,054	0	114,998	-83,751	0	75,968,891
Haileybury Rendall School	NT	2,858,756	133,857	360,002	8,075	371,309	499,313	156,271	0	0	-209,729	0	4,177,854
Milkwood Steiner School Association Incorporated	NT	402,376	101,977	10,473	0	41,544	85,533	101,397	0	0	0	0	743,300
NT Christian Schools	NT	8,806,207	1,794,962	1,129,083	99,202	1,293,926	3,228,782	934,726	0	0	0	0	17,286,888
Nyangatjatjara Aboriginal Corporation	NT	928,399	940,503	1,114,079	83,556	452,473	821,636	181,919	0	0	0	0	4,522,565
The Alice Springs Steiner Association	NT	884,045	74,423	24,918	0	76,119	406,438	119,273	0	0	0	0	1,585,216
The Essington School Darwin Limited	NT	6,510,289	259,023	30,707	7,593	212,746	1,488,897	0	0	82,079	0	0	8,591,334
Tjwi Education Board Incorporated	NT	1,097,009	378,701	1,258,664	98,731	506,269	994,260	175,399	0	0	0	0	4,509,033
Uniting Church In Australia Property Trust (NT)	NT	4,378,248	937,818	383,501	2,611	426,036	2,060,352	0	0	0	0	0	8,188,566
Yipirinya School Council Inc	NT	1,095,971	166,768	1,315,165	98,639	521,233	366,927	127,120	0	0	0	0	3,691,823
Yirrala Education Ltd	NT	367,178	0	440,612	36,718	183,589	386,499	120,087	0	0	0	0	1,534,683
A B Paterson College Limited	QLD	8,821,635	75,934	11,157	2,616	188,911	0	0	0	0	0	0	9,100,253
A S G School Incorporated	QLD	3,218,882	48,899	195,394	7,153	568,954	823,910	168,509	0	0	0	0	5,031,701
Aboriginal & Islander Independent Community School Incorporated	QLD	1,658,776	1,056,191	1,681,527	149,290	765,525	0	116,951	0	0	0	0	5,428,260
All Saints Anglican School Limited	QLD	11,382,299	1,000,027	34,006	4,473	198,110	0	0	0	0	0	0	12,618,915
Alta-1 College (QLD) Ltd	QLD	445,691	131,479	28,982	789	192,093	0	97,271	0	0	0	0	896,305

Name	State	Base	Students with disability	Aboriginal and Torres Strait Islander	Low English proficiency	Socio educational disadvantage	Location	Size	Special Circumstances Funding	Prescribed Circumstances Funding	Adjustments ¹⁵	Previous Legislation	Total Funding
Ananda Marga Education Limited	QLD	722,857	55,081	3,499	0	38,654	0	125,888	0	0	0	0	945,979
ASD Learning LTD	QLD	441,209	1,348,534	0	0	190,161	0	115,268	0	0	0	0	2,095,172
Australian Christian College - Moreton Ltd	QLD	4,465,250	691,619	57,071	0	1,073,051	0	0	0	0	0	0	6,286,991
Australian Industry Trade College Ltd	QLD	4,621,322	43,728	26,296	4,747	422,960	0	412,935	0	0	0	0	5,531,988
Australian International Islamic College Board Inc.	QLD	5,344,987	475,866	1,758	210,774	964,721	0	0	0	0	0	0	6,998,106
Australian Technology and Agricultural College Ltd	QLD	346,060	5,517	6,650	835	62,180	0	83,919	0	0	0	0	505,161
Australian Trade College North Brisbane Ltd	QLD	1,862,011	0	28,710	1,889	168,351	0	211,464	0	0	0	0	2,272,425
Autism Queensland Limited	QLD	368,301	1,068,227	3,642	365	158,738	0	79,386	0	0	0	0	1,678,659
Blackall Range Independent School Association Inc	QLD	712,318	159,564	20,751	0	143,718	0	215,433	0	103,687	0	0	1,355,471
Blackheath and Thornburgh College	QLD	1,818,907	160,452	132,629	0	548,516	480,117	161,341	0	0	0	0	3,301,962
Board of Trustees of the Brisbane Grammar School	QLD	6,745,859	251,671	26,531	0	24,997	0	0	0	30,015	0	0	7,079,073
Board of Trustees of the Ipswich Girls Grammar School	QLD	5,740,744	342,492	80,401	0	160,192	0	0	0	0	0	0	6,323,829
Board of Trustees of the Ipswich Grammar School	QLD	6,046,158	229,591	169,434	8,562	435,623	0	0	0	0	0	0	6,889,368
Board of Trustees of the Rockhampton Girls' Grammar School	QLD	1,992,867	287,025	81,965	0	312,495	68,681	158,828	0	0	0	0	2,901,861
Board of Trustees of the Rockhampton Grammar School	QLD	9,903,765	501,009	93,723	7,641	674,441	348,951	0	0	0	0	0	11,529,530
Board of Trustees of the Toowoomba Grammar School	QLD	8,098,999	190,814	63,759	0	252,356	0	0	0	0	0	0	8,605,928
Border Rivers Christian College Ltd	QLD	631,795	126,665	49,173	0	150,973	136,172	149,079	0	0	0	0	1,243,857

Name	State	Base	Students with disability	Aboriginal and Torres Strait Islander	Low English proficiency	Socio educational disadvantage	Location	Size	Special Circumstances Funding	Prescribed Circumstances Funding	Adjustments ¹⁵	Previous Legislation	Total Funding
Brisbane Christian College	QLD	5,622,070	468,066	46,831	0	471,847	0	0	0	0	0	0	6,608,814
Brisbane Girls Grammar School	QLD	4,885,779	94,480	7,541	3,909	43,139	0	0	0	315,628	0	0	5,350,476
Brisbane Independent School Incorporated	QLD	329,937	68,858	5,790	0	21,159	0	129,581	0	0	0	0	555,325
Bundaberg Christian College Limited	QLD	4,988,668	590,578	22,984	1,441	658,245	0	0	0	0	0	0	6,261,916
Burdekin Christian College Inc	QLD	792,250	53,836	254,939	748	214,875	183,523	133,037	0	0	-84,000	0	1,549,208
Burnett Youth Learning Centre Ltd	QLD	382,346	235,260	87,138	0	164,791	1,331	83,327	0	0	0	0	954,193
Cairns Christian College Limited	QLD	3,945,239	334,561	92,041	5,603	366,665	649,560	0	0	0	0	0	5,393,669
Cairns Rudolf Steiner School Ltd	QLD	1,087,041	96,628	8,606	0	100,631	218,823	123,776	0	0	0	0	1,635,505
Caloundra Christian College Limited	QLD	2,252,566	425,161	13,629	0	280,638	0	158,782	0	0	0	0	3,130,776
Caloundra City School Limited	QLD	1,755,940	81,077	9,714	1,274	99,663	0	159,140	0	0	0	0	2,106,808
Calvary Temple Christian Colleges Ltd	QLD	5,779,971	261,572	220,685	27,540	947,401	936,727	0	0	0	0	0	8,173,896
Cannon Hill Anglican College Pty Ltd	QLD	8,017,441	457,181	3,054	0	113,053	0	0	0	127,683	0	0	8,718,412
Canterbury College Limited	QLD	9,767,943	493,567	32,320	3,109	542,561	0	0	0	0	-29,096	0	10,810,404
Cape York Girl Academy Limited	QLD	189,087	98,703	226,904	17,018	91,450	52,779	104,126	0	0	0	0	780,067
Carmichael College Ltd	QLD	1,545,334	264,426	9,579	0	176,857	0	97,991	0	0	-725,447	0	1,368,740
Central Queensland Christian College Limited	QLD	778,383	14,813	130,062	0	184,989	30,186	160,535	0	0	0	0	1,298,968
CHLD The Association for Childhood Language & Related Disorders	QLD	560,494	1,504,370	5,483	0	241,573	0	97,459	0	0	0	0	2,409,379
Christian Community Ministries Ltd	QLD	32,416,861	3,865,842	587,360	132,964	5,267,882	1,643,468	851,567	0	0	-60,531	0	44,705,413

Name	State	Base	Students with disability	Aboriginal and Torres Strait Islander	Low English proficiency	Socio educational disadvantage	Location	Size	Special Circumstances Funding	Prescribed Circumstances Funding	Adjustments ¹⁵	Previous Legislation	Total Funding
CHRISTIAN OUTREACH CENTRE	QLD	23,161,275	2,161,871	112,076	19,109	1,767,415	0	16,952	0	109,900	-31,917	0	27,316,681
Community Learning Ltd	QLD	484,955	682,957	62,268	166	209,015	0	99,503	0	0	0	0	1,538,864
Community Youth Education Options LTD	QLD	506,638	520,786	4,545	897	218,361	0	108,409	0	0	0	0	1,359,636
Cooloola Christian College Limited	QLD	3,416,361	398,302	18,594	0	522,864	0	105,666	0	0	0	0	4,461,787
Coolum Beach Christian College Ltd	QLD	2,701,670	192,334	25,991	0	195,767	0	125,229	0	0	0	0	3,240,991
Discovery Christian College Inc	QLD	1,328,433	10,394	8,792	0	202,293	254,423	183,239	0	0	0	0	1,987,574
Djarragun College Limited	QLD	2,535,148	109,941	2,952,304	228,163	1,169,971	385,653	155,454	0	0	0	0	7,536,634
Education For Generations Limited	QLD	266,863	56,917	0	0	33,646	0	134,368	0	0	0	0	491,794
Emmanuel College	QLD	10,878,106	665,288	9,596	4,478	373,120	0	89,402	0	0	0	0	12,019,990
Equipping for Life Ltd	QLD	1,748,886	1,656,995	257,610	1,890	753,770	0	148,795	0	0	0	0	4,567,946
External Senior School Limited	QLD	207,767	0	0	408	36,382	0	113,713	0	0	0	0	358,270
Faith Baptist Church Inc	QLD	541,951	37,588	1,906	2,404	71,613	42,102	162,306	0	0	0	0	859,870
FSAC LTD	QLD	12,891,566	664,305	36,139	19,258	686,975	0	0	0	0	0	0	14,298,243
GEMS Christian Education Limited	QLD	1,350,144	173,732	19,334	0	255,515	500,740	266,686	0	0	0	0	2,566,151
Genesis Christian College Ltd	QLD	9,751,172	777,068	34,684	1,382	563,126	0	0	0	0	0	0	11,127,432
Glasshouse Christian College Limited	QLD	8,665,479	614,434	63,671	4,429	1,142,330	0	0	0	0	0	0	10,490,343
Good Shepherd Baptist Church Ltd.	QLD	641,097	113,539	1,767	0	85,783	0	147,091	0	0	0	0	989,277
Goora Gan Steiner School Inc.	QLD	142,107	0	0	0	26,171	42,540	131,054	0	0	0	0	341,872
Gulf Christian College LTD	QLD	783,780	248,173	404,137	70,541	361,715	682,960	139,137	0	0	0	0	2,690,443
Heights College Ltd	QLD	5,890,330	622,528	140,384	2,978	782,027	192,952	0	0	0	0	0	7,631,199

Name	State	Base	Students with disability	Aboriginal and Torres Strait Islander	Low English proficiency	Socio educational disadvantage	Location	Size	Special Circumstances Funding	Prescribed Circumstances Funding	Adjustments ¹⁵	Previous Legislation	Total Funding
Hillbrook Anglican School Limited	QLD	5,206,838	485,582	24,431	0	62,974	0	0	0	124,173	0	0	5,903,998
Hillcrest Christian College Limited	QLD	10,193,015	210,855	29,481	6,673	405,093	0	0	0	0	0	0	10,845,117
Hills Educational Foundation Limited	QLD	3,292,182	105,005	15,567	3,647	394,607	0	65,562	0	0	0	0	3,876,570
Hinchinbrook Christian School Inc	QLD	60,319	0	0	0	3,086	48,726	94,894	0	0	0	0	207,025
Horizons College of Learning and Enrichment Limited	QLD	1,312,685	0	67,310	0	565,768	0	216,042	0	0	0	0	2,161,805
Islamic College of Brisbane Limited	QLD	7,820,254	264,817	5,136	28,791	580,124	0	0	0	0	0	0	8,699,122
John Paul College Limited	QLD	9,827,509	564,072	76,015	12,073	502,510	0	0	0	0	0	0	10,982,179
Jubilee Christian College Limited	QLD	2,230,203	622,116	45,454	27,457	552,488	927,719	0	0	0	0	0	4,405,437
Kimberley College Ltd	QLD	6,872,100	219,613	15,001	0	774,524	0	0	0	0	-88,771	0	7,792,467
King's Christian Education Limited	QLD	17,514,747	975,453	71,055	10,334	869,883	0	0	0	0	0	0	19,441,472
Kooralbyn Campus Incorporated	QLD	2,479,189	367,031	58,921	0	342,323	22,928	163,498	0	0	0	0	3,433,890
Leading Educational Enterprises Ltd	QLD	3,422,191	496,018	11,447	0	216,528	0	0	0	0	0	0	4,146,184
Lighthouse Baptist Church Rockhampton	QLD	1,831,983	510,906	49,687	7,453	317,217	62,027	156,255	0	0	0	0	2,935,528
Lutheran Church of Australia Queensland District	QLD	123,590,330	12,200,789	901,028	63,253	8,948,170	1,354,469	418,385	0	812,520	-1,331	0	148,287,613
Mackay Christian Colleges Ltd	QLD	5,280,539	390,271	134,674	8,579	894,855	533,440	0	0	0	0	0	7,242,358
Maleny Independent School Ltd	QLD	131,988	0	0	0	20,038	0	45,037	0	0	0	0	197,063
Maridahdi Early Childhood Community	QLD	430,926	179,425	3,371	0	3,753	0	116,059	0	0	0	0	733,534
Maryborough Christian Education Foundation Ltd	QLD	6,853,306	640,417	71,067	0	1,117,575	0	0	0	0	0	0	8,682,365

Name	State	Base	Students with disability	Aboriginal and Torres Strait Islander	Low English proficiency	Socio educational disadvantage	Location	Size	Special Circumstances Funding	Prescribed Circumstances Funding	Adjustments ¹⁵	Previous Legislation	Total Funding
Matthew Flinders Anglican College Limited	QLD	8,953,916	441,090	11,872	1,540	133,903	0	0	0	0	0	0	9,542,321
Montessori International College Limited	QLD	1,635,322	318,750	8,505	0	119,678	0	133,758	0	0	0	0	2,216,013
Moreton Bay Briali Steiner School Association Inc.	QLD	444,777	121,846	6,874	0	25,889	0	163,728	0	72,194	0	0	835,308
Moreton Bay Boys College Ltd	QLD	2,834,173	281,254	14,774	0	58,247	0	16,753	0	0	0	0	3,205,201
Moreton Bay College	QLD	5,990,034	517,165	14,169	1,423	126,275	0	0	0	0	0	0	6,649,066
Moreton Bay Montessori Association Inc.	QLD	1,115,810	198,053	7,043	0	74,493	0	123,275	0	0	0	0	1,518,674
Mueller College Limited	QLD	13,300,339	845,729	72,085	17,466	1,189,219	0	62,335	0	0	0	0	15,487,172
Music Industry Community Services Limited	QLD	573,737	0	2,244	728	64,774	0	189,060	0	0	0	0	830,543
Nambour Christian College Ltd	QLD	8,610,893	576,761	62,435	1,478	515,495	0	0	0	0	0	0	9,767,062
Noosa Pengari Steiner School Assn Inc.	QLD	2,145,276	179,105	1,764	0	104,129	0	151,936	0	0	0	0	2,582,210
Northside Christian College Ltd	QLD	6,707,044	778,380	8,421	0	241,085	0	0	0	160,401	0	0	7,895,331
Ohana Education Ltd	QLD	2,139,830	678,144	43,736	1,669	922,267	0	228,539	0	0	0	0	4,014,185
ONESCHOOL GLOBAL QLD LTD.	QLD	2,250,955	181,671	0	0	513,273	0	162,616	0	0	0	0	3,108,515
Opus Angelorum Ltd	QLD	162,919	0	8,081	0	4,749	0	132,105	0	0	0	0	307,854
Ormiston College Limited	QLD	8,023,104	189,905	7,929	7,905	194,023	0	0	0	0	0	0	8,422,866
Parents' National Education Union (Australia) Inc.	QLD	1,011,769	0	15,387	1,577	140,493	0	170,874	0	0	0	0	1,340,100
Parklands Christian College Limited	QLD	5,147,057	359,520	34,390	2,733	701,720	0	0	0	0	0	0	6,245,420
Peregrine Beach Community College Ltd	QLD	1,186,733	163,163	7,763	0	73,114	0	153,507	0	0	0	0	1,584,280
Pine Community School LTD	QLD	534,024	227,414	5,908	0	28,284	0	133,917	0	0	0	0	929,547

Name	State	Base	Students with disability	Aboriginal and Torres Strait Islander	Low English proficiency	Socio educational disadvantage	Location	Size	Special Circumstances Funding	Prescribed Circumstances Funding	Adjustments ¹⁵	Previous Legislation	Total Funding
Queensland Baptists Education Company Ltd	QLD	1,856,747	417,272	39,211	0	336,879	4,721	139,710	0	0	0	0	2,794,540
Queensland Education & Cultural Foundation Limited	QLD	2,241,634	44,745	0	6,670	322,253	0	124,327	0	47,212	-183,674	0	2,603,167
Radiant Life Education Ltd	QLD	725,050	180,943	815,918	65,255	340,316	159,106	134,983	0	0	0	0	2,421,571
Redlands Combined Independent College Inc.	QLD	9,038,864	425,039	26,050	0	400,415	0	0	0	0	0	0	9,890,368
Rivermount Education Limited	QLD	6,708,202	616,889	138,972	1,389	553,798	0	0	0	0	0	0	8,019,250
Rudolf Steiner Education Group Brisbane Inc.	QLD	1,759,447	430,430	3,534	0	169,043	0	84,852	0	0	0	0	2,447,306
Saint Stephen's College Limited	QLD	6,860,843	840,114	11,075	0	279,344	0	0	0	0	0	0	7,991,376
Searchlight Education Springfield	QLD	1,108,062	55,948	990,313	99,726	511,371	0	127,267	0	0	0	0	2,892,687
Seventh-Day Adventist Schools (Northern Australia) Limited	QLD	2,570,048	105,796	274,035	0	643,216	350,267	427,855	0	18,423	0	0	4,389,640
Seventh-Day Adventist Schools (South Queensland) Limited	QLD	17,040,934	1,373,620	152,547	22,586	1,652,717	0	758,349	0	0	-25,460	0	20,975,293
Sheldon College	QLD	8,787,762	247,160	16,783	2,922	336,223	0	0	0	0	0	0	9,390,850
Sinai College	QLD	163,726	4,011	2,228	223	19,911	0	150,594	0	0	0	0	340,693
Somerset College Limited	QLD	9,264,329	924,904	1,926	0	174,516	0	0	0	0	0	0	10,365,675
St Aidan's School Council Limited	QLD	2,379,493	303,797	2,103	3,516	49,355	0	0	0	18,120	0	0	2,756,384
St Margaret's School Council Limited	QLD	3,940,620	249,025	35,010	0	65,717	0	0	0	0	0	0	4,290,372
St Michael's College	QLD	2,495,343	311,679	3,278	2,995	190,227	0	0	0	0	0	0	3,003,522
St Philomena School Limited	QLD	1,528,397	25,828	0	5,075	203,486	0	158,636	0	0	0	0	1,921,422
Tambrine Mountain College Limited	QLD	3,773,923	182,458	8,352	0	409,409	0	72,575	0	0	0	0	4,446,717
TEC-NQ Limited	QLD	1,971,894	9,139	228,392	0	354,884	339,814	185,357	0	0	0	0	3,089,480

Name	State	Base	Students with disability	Aboriginal and Torres Strait Islander	Low English proficiency	Socio educational disadvantage	Location	Size	Special Circumstances Funding	Prescribed Circumstances Funding	Adjustments ¹⁵	Previous Legislation	Total Funding
The Anglican School Commission (QLD)	QLD	78,888,051	5,242,359	334,046	13,565	3,455,710	12,745	0	0	91,025	0	0	88,037,501
The Association for Parent Controlled Christian Schools At Brisbane	QLD	7,687,923	537,472	29,567	20,121	587,989	0	0	0	0	0	0	8,863,072
The Baptist Union of Queensland- Community Services Group	QLD	3,146,196	2,819,105	299,181	1,314	1,356,011	83,644	482,825	0	0	0	0	8,188,276
The Cathedral School of St Anne and St James Limited	QLD	6,242,850	240,922	137,803	1,353	263,236	1,127,266	0	0	0	0	0	8,013,430
The Corporation of the Roman Catholic Bishops of Queensland	QLD	1,059,333,539	96,803,870	24,563,396	1,154,599	106,009,390	62,615,033	18,394,761	0	7,716,495	-72,203	0	1,376,518,881
The Lakes Christian College Limited	QLD	2,314,296	74,154	69,460	4,318	281,961	0	162,519	0	0	0	0	2,906,708
The Montessori School Limited	QLD	691,029	35,990	0	0	15,111	0	160,889	0	39,030	0	0	942,049
The Presbyterian and Methodist Schools Association	QLD	19,916,985	2,080,091	87,778	23,436	384,998	0	18,882	0	0	-9,198	0	22,502,972
The Presbyterian Church of Queensland	QLD	4,626,116	480,601	27,394	0	191,962	0	0	0	0	0	0	5,326,073
The School of Total Education	QLD	956,624	101,018	29,382	1,542	100,939	13,155	164,899	0	0	0	0	1,367,559
The Spot Academy LTD	QLD	539,549	273,518	8,629	0	232,546	0	116,687	0	0	0	0	1,170,929
The Uniting Church In Australia Property Trust (Q)	QLD	15,979,658	2,928,150	789,370	65,544	1,249,095	134,444	278,653	0	0	0	0	21,424,914
Toogoolawa Schools Limited	QLD	695,495	1,135,462	22,037	0	299,759	0	137,468	0	0	0	0	2,290,221
Toowoomba Christian College Limited	QLD	5,142,303	317,202	17,256	0	483,637	0	0	0	0	0	0	5,960,398
Toowoomba Christian Parent Controlled Day School Assoc.	QLD	722,145	180,731	9,681	0	74,386	0	122,850	0	0	0	0	1,109,793
Townsville Christian College Limited	QLD	1,023,328	13,028	521,696	5,189	380,714	174,655	117,129	0	0	0	0	2,235,739

Name	State	Base	Students with disability	Aboriginal and Torres Strait Islander	Low English proficiency	Socio educational disadvantage	Location	Size	Special Circumstances Funding	Prescribed Circumstances Funding	Adjustments ¹⁵	Previous Legislation	Total Funding
Townsville Christian Education Association Limited	QLD	3,384,269	172,884	48,568	0	248,227	618,527	0	0	0	0	0	4,472,475
Townsville Grammar School	QLD	6,955,391	159,970	34,886	0	197,515	1,379,299	0	0	0	0	0	8,727,061
Trinity Anglican School Limited	QLD	4,596,443	131,662	16,342	3,584	122,046	796,212	0	0	0	0	0	5,666,289
Trinity College Gladstone Ltd	QLD	3,451,536	476,848	48,421	10,652	440,276	185,003	0	0	0	0	0	4,612,736
Trustees of the Christian Brothers (Queensland)	QLD	1,029,494	1,180,047	184,110	683	443,712	0	214,228	0	0	0	0	3,052,274
Wadia Wadia Aboriginal Corporation for Education	QLD	612,853	242,984	679,548	55,158	304,230	311,322	173,315	0	0	0	0	2,379,410
Whitsunday Anglican School Limited	QLD	4,607,121	326,915	5,590	1,354	168,215	508,386	0	0	0	0	0	5,617,581
Yarranlea Limited	QLD	158,231	12,567	8,145	0	12,431	0	135,746	0	0	0	0	327,120
Y-CARE (South-East Queensland) Inc.	QLD	3,536,979	2,983,120	197,455	1,203	1,524,437	0	179,339	0	0	0	0	8,422,533
Annesley College	SA	402,882	74,764	0	0	4,933	0	117,668	0	0	-2,673	0	597,574
Australian Islamic Colleges Ltd	SA	9,061,747	492,880	0	217,442	1,226,890	0	149,959	0	0	-5,397,348	0	5,751,570
Bethany Christian School Inc	SA	3,919,136	520,777	21,513	19,683	852,666	0	0	0	0	0	0	5,333,775
Cedar College INC	SA	5,737,450	425,820	17,376	9,609	533,504	0	0	0	0	0	0	6,723,759
Copper Triangle Christian School Association Inc	SA	1,972,136	223,082	21,362	0	346,412	316,605	144,347	0	0	0	0	3,023,944
Dara Village Incorporated	SA	211,568	112,154	0	0	0	0	136,470	0	0	0	0	460,192
Domino Servite College Incorporated	SA	299,608	12,637	0	7,591	74,473	0	137,845	0	0	-23,728	0	508,426
Emmaus Christian College Inc	SA	5,105,649	305,898	5,997	8,028	236,384	0	0	0	0	0	0	5,661,956
Eynesbury Senior College Incorporated	SA	720,292	98,715	1,732	825	73,490	0	167,306	0	0	0	0	1,062,360
Garden College	SA	2,870,661	85,063	1,904	48,323	315,788	0	73,956	0	46,903	0	0	3,442,598
Heritage College Inc	SA	2,784,682	124,860	0	1,537	361,828	0	65,058	0	0	0	0	3,337,965

Name	State	Base	Students with disability	Aboriginal and Torres Strait Islander	Low English proficiency	Socio educational disadvantage	Location	Size	Special Circumstances Funding	Prescribed Circumstances Funding	Adjustments ¹⁵	Previous Legislation	Total Funding
Hope Christian College Inc	SA	5,598,591	211,481	21,204	22,394	1,063,280	0	0	0	0	-36,421	0	6,880,529
IQRA Islamic College of South Australia Limited	SA	1,270,516	186,021	0	14,481	125,554	0	148,439	0	0	0	0	1,745,011
King's Baptist Grammar School Incorporated	SA	7,204,982	494,047	14,725	0	394,728	0	0	0	0	0	0	8,108,482
Lutheran Education South Australia Northern Territory and Western Australia Incorporated	SA	106,254,465	8,530,180	5,060,914	408,841	10,829,568	7,191,480	2,020,751	0	616,540	-1,257,757	0	139,654,980
Mid North Christian College Association Incorporated	SA	2,139,046	113,372	24,905	0	386,291	274,219	167,585	0	0	0	0	3,105,418
Mount Barker Waldorf School, A School For Rudolf Steiner Education Incorporated	SA	2,025,669	42,395	22,395	0	129,311	0	154,843	0	0	0	0	2,374,613
Muirden College Pty Ltd	SA	534,490	156,866	5,734	575	51,238	0	149,245	0	0	0	0	898,148
Multi Cultural Youth Education Support Services Limited	SA	4,558,770	184,448	0	128,760	685,365	0	0	0	0	0	0	5,557,343
OneSchool Global SA Incorporated	SA	710,506	39,802	0	0	134,465	0	162,914	0	0	0	0	1,047,687
Pedare Christian College Inc	SA	6,485,846	172,742	5,730	6,242	470,461	0	0	0	0	0	0	7,141,021
Pembroke School Incorporated	SA	6,535,982	433,859	21,013	5,485	56,026	0	0	0	0	0	0	7,052,365
Pilgrim School Inc	SA	1,289,641	33,944	3,230	2,554	51,241	0	105,234	0	0	0	0	1,485,844
Playford College Ltd	SA	1,910,668	65,641	0	51,949	464,633	0	108,146	0	0	0	0	2,601,037
Portside Christian College Inc	SA	5,533,114	219,697	10,390	3,121	415,792	0	0	0	0	0	0	6,182,114
Prince Alfred College	SA	4,653,076	641,330	20,657	5,884	104,816	0	0	0	0	0	0	5,425,763
Pulteney Grammar School Inc	SA	3,939,122	662,553	3,922	1,567	59,286	0	0	0	0	0	0	4,666,450
Riverland Christian School Inc	SA	472,885	64,566	15,763	0	84,294	146,752	131,668	0	0	0	0	915,928
Scotch College Incorporated	SA	4,333,990	319,440	22,610	1,621	62,514	0	0	0	0	0	0	4,740,175

Name	State	Base	Students with disability	Aboriginal and Torres Strait Islander	Low English proficiency	Socio educational disadvantage	Location	Size	Special Circumstances Funding	Prescribed Circumstances Funding	Adjustments ¹⁵	Previous Legislation	Total Funding
Seventh-Day Adventist Schools (South Australia) Limited	SA	9,442,562	1,676,264	48,853	53,586	1,373,047	0	185,301	0	0	-218	0	12,779,395
Seymour College Inc	SA	2,816,966	298,317	12,028	0	59,112	0	0	0	0	0	0	3,186,423
Sisters of St Joseph Mary MacKillop College Kensington Limited	SA	2,414,285	59,392	4,110	15,417	307,318	0	200,425	0	0	0	0	3,000,947
South Australian Anglican Schools System Incorporated	SA	33,863,356	3,191,618	117,460	26,513	3,635,057	0	0	0	176,303	0	0	41,010,307
South Australian Commission for Catholic Schools Inc	SA	310,137,927	21,222,100	1,488,173	806,425	37,000,639	9,020,256	6,402,557	0	3,163,615	-1,817,486	0	387,424,205
Southern Montessori Education Centre Incorporated	SA	1,412,490	65,843	1,733	0	54,862	0	141,041	0	0	0	0	1,675,969
Southern Vales Christian College Inc	SA	4,140,269	338,916	39,156	9,708	488,143	0	0	0	0	0	0	5,016,192
Specialised Assistance School for Youth (SASY) Ltd	SA	1,801,040	1,063,554	36,912	1,406	776,248	0	269,871	0	21,948	0	0	3,970,979
St Andrews School Inc	SA	1,499,466	145,447	1,498	1,237	14,868	0	0	0	0	0	0	1,662,516
ST DOMINIC'S PRIORY COLLEGE LTD	SA	4,833,412	52,015	13,277	4,132	334,469	0	0	0	0	0	0	5,237,305
St George College Inc	SA	1,686,861	112,925	0	6,635	170,219	0	136,981	0	0	0	0	2,113,621
St John's Grammar School Inc	SA	3,830,279	262,851	4,785	0	201,182	0	0	0	40,245	0	0	4,339,342
St Mary's College Ltd	SA	5,864,287	212,108	8,321	5,933	330,323	0	0	0	0	0	0	6,420,972
St Peters Collegiate Girls School Inc	SA	3,277,350	489,456	6,453	0	42,141	0	0	0	0	0	0	3,815,400
St Peter's Woodlands Grammar School Inc	SA	3,210,347	548,028	3,031	0	79,486	0	0	0	0	0	0	3,840,892
St. Spyridon's Greek Orthodox Community INC	SA	297,303	49,667	0	0	40,321	0	110,629	0	0	0	0	497,920
Suneden Specialist School Incorporated	SA	407,840	1,061,399	4,393	0	175,779	0	108,143	0	0	0	0	1,757,554
Sunrise Christian School	SA	11,926,835	1,202,406	24,273	3,392	298,263	297,674	573,792	0	0	-5,711,582	0	8,615,053

Name	State	Base	Students with disability	Aboriginal and Torres Strait Islander	Low English proficiency	Socio educational disadvantage	Location	Size	Special Circumstances Funding	Prescribed Circumstances Funding	Adjustments ¹⁵	Previous Legislation	Total Funding
Sunrise Christian School Whyalla	SA	1,196,973	40,960	11,593	1,370	116,334	157,209	128,672	0	0	0	0	1,653,111
Temple Christian College Inc	SA	7,446,586	202,559	28,675	63,348	923,614	0	0	0	0	-4,145	0	8,660,637
The Anglican Church of Australia Collegiate School of Saint Peter	SA	5,757,278	447,197	19,684	0	117,776	0	0	0	0	-4,219	0	6,337,716
The Hills Christian Community School Inc	SA	3,077,670	167,807	11,182	0	209,470	0	0	0	0	0	0	3,466,129
The Hills Montessori School Inc	SA	739,236	197,388	3,204	0	20,386	0	126,355	0	0	0	0	1,086,569
Torrens Valley Association for Christian Education Inc	SA	4,582,054	296,441	19,557	0	373,577	0	0	0	0	0	0	5,271,629
Tyndale Christian School - Murray Bridge Incorporated	SA	1,626,675	487,581	127,666	10,466	455,419	0	151,586	0	0	0	0	2,859,393
Tyndale Christian School - Strathalbyn Incorporated	SA	2,699,889	266,827	25,463	0	330,106	0	161,415	0	0	0	0	3,483,700
Tyndale Christian School Inc	SA	11,679,162	1,563,666	33,134	29,069	1,524,490	0	0	0	0	0	0	14,829,521
University Senior College at Adelaide University Incorporated	SA	2,145,236	109,727	6,362	2,626	233,875	0	203,699	0	0	0	0	2,701,525
Wakefield Regional Christian School Association Incorporated	SA	3,583,855	645,374	5,298	0	687,442	184,405	51,805	0	0	0	0	5,158,179
Walford Anglican School for Girls Inc	SA	2,200,741	241,809	0	0	27,940	0	0	0	0	0	0	2,470,490
Westminster School	SA	6,568,847	701,494	64,165	3,543	194,082	0	0	0	0	0	0	7,532,131
Wilderness School Ltd	SA	3,874,430	231,599	3,806	1,561	47,998	0	0	0	0	0	0	4,159,394
Willunga Waldorf School	SA	2,441,121	181,333	3,388	0	189,336	0	129,855	0	0	0	0	2,945,033
Woodcroft College Inc	SA	9,625,395	343,460	11,858	0	576,989	0	0	0	0	0	0	10,557,702
Youthinc Incorporated	SA	711,324	173,096	8,141	704	306,581	0	148,622	0	0	0	0	1,348,468
Australian Christian College Tasmania Inc	TAS	0	0	0	0	0	0	0	0	0	628,727	0	628,727
Catholic Education Centre	TAS	115,036,897	8,720,028	2,877,943	81,738	16,661,314	10,917,245	2,802,381	0	752,204	0	0	157,849,750

Name	State	Base	Students with disability	Aboriginal and Torres Strait Islander	Low English proficiency	Socio educational disadvantage	Location	Size	Special Circumstances Funding	Prescribed Circumstances Funding	Adjustments ¹⁵	Previous Legislation	Total Funding
Christian Schools Tasmania	TAS	6,540,788	617,153	127,067	2,508	877,745	518,523	559,821	0	29,036	0	0	9,272,641
Circular Head Christian Schools Inc	TAS	1,800,145	90,504	292,270	0	439,407	507,539	154,484	0	0	0	0	3,284,349
CityLight Church	TAS	2,567,038	272,311	54,828	3,039	296,036	209,717	110,349	0	0	0	0	3,513,318
Devonport Christian School Inc	TAS	1,051,754	102,642	40,781	0	133,166	128,823	128,874	0	0	0	0	1,586,040
Fahan School	TAS	1,885,760	75,841	9,473	4,064	68,105	221,135	156,155	0	0	-10,600	0	2,409,933
Free Reformed School Association (INC) TAS	TAS	739,873	32,703	0	0	82,070	60,160	140,434	0	0	0	0	1,055,240
Fusion Australia LTD	TAS	145,474	101,007	16,366	0	62,700	40,764	108,416	0	87,040	0	0	561,767
Geneva Fellowship Inc.	TAS	1,658,121	116,464	30,226	0	365,241	205,856	160,572	0	0	0	0	2,536,480
Giant Steps Tasmania	TAS	159,654	346,962	2,724	0	68,811	31,498	80,583	0	0	0	0	690,232
Huon Valley Independent School Association Inc	TAS	506,790	77,446	3,508	0	27,385	87,495	121,645	0	0	0	0	824,269
Hutchins School Board of Management	TAS	4,656,776	606,774	17,305	1,428	148,479	548,024	0	0	0	0	0	5,978,786
Launceston Christian School Inc.	TAS	4,691,085	324,720	11,489	2,702	500,593	340,782	0	0	0	0	0	5,871,371
Leighland Christian Parent Controlled School Association Incorporated	TAS	4,546,842	388,278	140,987	0	750,876	550,112	0	0	0	0	0	6,377,095
Newstead Christian School Inc	TAS	621,319	82,519	0	0	36,754	50,146	133,152	0	0	0	0	923,890
Northern Tasmania Steiner Association Inc.	TAS	327,632	76,821	8,848	0	55,804	29,515	123,116	0	0	0	0	621,736
OneSchool Global TAS Ltd	TAS	1,102,327	55,498	0	0	219,197	85,455	166,318	0	0	0	0	1,628,795
Scotch Oakburn College Inc.	TAS	6,623,945	488,697	23,519	0	237,633	504,103	0	0	0	0	0	7,877,897
Seventh-Day Adventist Schools (Tasmania) Limited	TAS	1,261,402	194,293	56,823	14,995	337,200	137,063	285,959	0	0	0	0	2,287,735
St. Michael's Collegiate School Board	TAS	3,539,278	275,437	29,603	0	101,211	368,869	0	0	0	0	0	4,314,398

Name	State	Base	Students with disability	Aboriginal and Torres Strait Islander	Low English proficiency	Socio educational disadvantage	Location	Size	Special Circumstances Funding	Prescribed Circumstances Funding	Adjustments ¹⁵	Previous Legislation	Total Funding
Tarremah Steiner School Foundation Inc.	TAS	1,254,987	145,672	9,414	1,050	39,876	122,185	147,826	0	0	0	0	1,721,010
The Board of Management, Launceston Church Grammar School	TAS	5,626,582	107,103	34,839	7,314	228,361	433,601	0	0	0	0	0	6,437,800
The Cottage School Inc.	TAS	394,268	30,415	1,566	0	14,780	36,548	114,745	0	0	0	0	592,322
The Friends School Incorporated	TAS	6,541,376	317,198	13,948	2,917	130,894	716,647	0	0	0	0	0	7,722,980
The Lambert School Inc	TAS	464,141	20,935	16,686	0	137,268	47,822	172,633	0	0	0	0	859,485
The Launceston Preparatory School Inc.	TAS	689,382	51,389	5,247	0	19,379	55,826	120,956	0	0	0	0	942,179
Adass Israel School Inc	VIC	3,385,675	600,591	0	259,418	1,271,723	0	0	0	0	0	0	5,517,407
Advance College of Education Incorporated	VIC	466,963	252,841	11,025	0	201,261	0	101,284	0	0	0	0	1,033,374
AFC SCHOOLS (VICTORIA) LIMITED	VIC	7,385,345	550,874	0	121,569	918,576	0	0	0	0	0	0	8,976,364
Aitken College Limited	VIC	10,202,933	577,218	5,984	24,334	756,181	0	0	0	0	0	0	11,566,650
Al Iman College Ltd	VIC	2,734,019	542,448	0	28,251	315,946	0	29,809	0	0	0	0	3,650,473
Al Siraat College Inc.	VIC	8,100,007	465,867	0	162,270	993,899	0	0	0	390,210	0	0	10,112,253
Albury Wodonga Community College Limited	VIC	1,986,439	1,701,888	120,064	0	856,156	0	223,135	0	0	-122,380	0	4,765,302
Alia College Limited	VIC	273,601	96,127	0	1,865	25,249	0	113,029	0	0	0	0	509,871
Alphington Grammar School	VIC	1,738,419	486,535	0	0	115,404	0	112,966	0	0	0	0	2,453,324
Andale School Inc	VIC	200,965	359,680	0	199	86,616	0	126,583	0	0	0	0	774,043
Anglican Diocesan Commission (Diocese of Melbourne) Ltd	VIC	9,446,309	268,395	5,781	15,163	555,776	0	0	0	0	0	0	10,291,424
Association for Christian Education Mount Evelyn Inc	VIC	4,164,045	1,121,128	7,026	1,402	288,608	0	0	0	0	0	0	5,582,209
Association for Christian Education of Dandenong	VIC	5,092,474	871,333	5,575	2,674	328,192	0	0	0	0	0	0	6,300,248

Name	State	Base	Students with disability	Aboriginal and Torres Strait Islander	Low English proficiency	Socio educational disadvantage	Location	Size	Special Circumstances Funding	Prescribed Circumstances Funding	Adjustments ¹⁵	Previous Legislation	Total Funding
Association for Christian Education of Frankston Incorporated	VIC	3,890,250	835,693	9,181	1,326	368,356	0	0	0	0	0	0	5,104,806
Australian International Academy of Education Inc	VIC	13,050,038	1,129,713	0	134,774	1,024,702	0	1,105	0	0	0	0	15,340,332
Bairnsdale Christian Community School Inc	VIC	377,456	142,320	0	0	45,971	60,699	108,424	0	0	0	0	734,870
Ballarat Christian College	VIC	2,698,367	297,618	24,242	24,226	270,511	0	170,329	0	0	0	0	3,485,293
Ballarat Steiner School & Kindergarten Inc.	VIC	519,536	118,813	1,490	0	30,282	0	110,737	0	0	0	0	780,858
Beaconhills Christian College Limited	VIC	19,607,080	1,443,516	11,122	388,230	4,366,968	0	0	0	0	0	0	25,816,916
Beechworth Montessori Children's Group Inc	VIC	533,044	245,414	1,406	0	23,733	20,083	105,339	0	0	0	0	929,019
Beis Efraim College Limited	VIC	869,630	81,540	0	88,441	438,242	0	118,785	0	0	0	0	1,596,638
Belgrave Heights Christian School of Presbyterian Church Vic Inc	VIC	5,231,136	606,277	0	4,487	422,787	0	0	0	0	0	0	6,264,687
Berengarra School Ltd	VIC	596,082	1,436,408	1,584	0	256,911	0	121,902	0	0	-7,019	0	2,405,868
Berry Street Victoria Incorporated	VIC	1,012,685	2,339,716	72,089	0	436,467	0	139,271	0	0	0	0	4,000,228
Bialik College (Nominees) Pty Ltd	VIC	1,556,660	957,309	0	0	48,479	0	0	0	0	0	0	2,562,448
Billanook College Limited	VIC	4,492,006	328,068	6,181	0	205,136	0	1,146	0	0	0	0	5,032,537
Blyton Pty Ltd	VIC	2,047,976	283,978	3,478	1,560	47,412	0	155,002	0	0	0	0	2,539,406
Brighton Grammar School	VIC	3,523,796	595,979	10,288	1,522	100,522	0	0	0	0	0	0	4,232,107
Brotherhood of St Laurence	VIC	513,783	1,249,961	4,325	509	221,441	0	109,165	0	0	0	0	2,099,184
Camberwell Anglican Girls Grammar School	VIC	2,734,277	170,025	6,640	6,674	22,389	0	0	0	0	0	0	2,940,005
Capability Building Inc	VIC	223,024	263,930	0	0	96,123	6,411	66,461	0	0	0	0	655,949
Carey Baptist Grammar School Limited	VIC	5,644,457	2,258,526	0	3,024	74,228	0	0	0	0	0	0	7,980,235

Name	State	Base	Students with disability	Aboriginal and Torres Strait Islander	Low English proficiency	Socio educational disadvantage	Location	Size	Special Circumstances Funding	Prescribed Circumstances Funding	Adjustments ¹⁵	Previous Legislation	Total Funding
Castlemaine Steiner School Ltd	VIC	1,143,202	74,989	1,668	0	32,074	0	133,811	0	0	0	0	1,385,744
Catholic Education Commission of Victoria Limited	VIC	1,491,913,800	193,575,611	4,059,401	5,816,023	180,446,943	14,138,983	29,567,483	0	7,341,103	-431,615	0	1,926,427,732
Caulfield Grammar School	VIC	12,066,179	1,219,904	10,122	36,272	739,220	0	0	0	0	0	0	14,071,697
Cheder Levi Yitzchok Inc.	VIC	573,593	53,218	0	6,590	80,655	0	194,558	0	0	0	0	908,615
Child & Family Care Network Inc	VIC	126,131	393,528	0	0	54,363	0	90,412	0	0	0	0	664,434
Christ Church Grammar School	VIC	481,095	269,746	0	0	5,669	0	1,164	0	0	0	0	757,674
Christadelphian Heritage College Melbourne	VIC	250,381	79,099	0	0	35,651	0	114,648	0	0	0	0	479,779
Christian College Bellarine Ltd	VIC	3,088,550	142,862	11,716	6,666	325,150	0	43,551	0	0	0	0	3,618,495
Christian College Geelong Limited	VIC	6,251,013	739,096	3,541	18,723	545,265	0	0	0	0	0	0	7,557,638
Christian College Institute of Senior Education Limited	VIC	3,717,505	272,090	2,104	4,397	391,825	0	166,345	0	0	0	0	4,554,266
Christian Resource Ministries Inc.	VIC	2,542,703	181,740	0	5,945	134,285	0	125,516	0	0	0	0	2,990,189
Cire Services Incorporated	VIC	1,539,176	1,491,084	38,482	0	663,385	0	232,019	0	281,428	0	0	4,245,574
Community College Gippsland LTD	VIC	747,683	1,149,526	41,855	0	322,252	0	147,182	0	0	0	0	2,408,498
Cornish College	VIC	3,511,681	876,304	3,785	0	83,908	0	0	0	0	0	0	4,475,678
Creek Street Christian Fellowship	VIC	2,088,037	119,530	0	5,159	209,818	0	163,344	0	0	0	0	2,585,888
Grest Education Ltd	VIC	11,804,372	910,658	1,882	6,533	684,629	0	0	0	0	0	0	13,408,074
Dandenong Ranges Steiner School Inc	VIC	814,975	151,245	0	0	51,724	0	124,225	0	0	0	0	1,142,169
Darul Ulum College of Victoria	VIC	8,338,517	1,014,252	0	49,290	549,896	0	0	0	0	0	0	9,951,955

Name	State	Base	Students with disability	Aboriginal and Torres Strait Islander	Low English proficiency	Socio educational disadvantage	Location	Size	Special Circumstances Funding	Prescribed Circumstances Funding	Adjustments ¹⁵	Previous Legislation	Total Funding
Daylesford Dharma School Inc.	VIC	270,819	65,967	0	0	39,806	0	90,460	0	0	0	0	467,052
Deutsche Schule Melbourne Inc.	VIC	464,779	25,451	0	0	3,156	0	159,266	0	24,599	0	0	677,251
Donvale Christian College	VIC	6,673,418	1,319,876	5,852	0	192,070	0	0	0	0	0	0	8,191,216
East Gippsland Steiner Education Group Inc.	VIC	284,205	33,929	0	0	39,266	46,516	115,811	0	0	0	0	519,727
East Preston Islamic College Limited	VIC	5,041,131	142,258	0	97,910	1,126,588	0	0	0	0	0	0	6,407,887
Ecumenical Schools Australia	VIC	124,335,455	10,976,739	256,130	53,917	5,433,196	1,144,605	526,282	0	353,260	-10,221	0	143,069,363
Eltham College	VIC	2,594,982	972,185	1,870	0	107,449	0	19,560	0	0	0	0	3,696,046
Erasmus School	VIC	418,773	149,471	0	0	4,117	0	111,607	0	0	0	0	683,968
Fintona Girls' School	VIC	1,699,979	150,687	0	0	13,087	0	134,380	0	0	0	0	1,998,133
Firbank Grammar School	VIC	2,998,488	726,415	3,969	2,883	72,633	0	0	0	0	0	0	3,804,388
Fitzroy Community School Co-Operative Ltd	VIC	364,126	0	0	0	4,008	0	144,907	0	0	0	0	513,041
Flinders Christian Community College Inc	VIC	12,714,374	732,694	9,790	3,680	784,154	0	0	0	0	0	0	14,244,692
Frank Dando Sports Academy Association Ltd	VIC	248,722	567,827	0	246	107,199	0	59,221	0	0	0	0	983,215
Freshwater Creek Steiner School Association Incorporated	VIC	815,661	159,335	1,766	0	72,762	0	133,654	0	0	0	0	1,183,178
Gandel Besen House Limited	VIC	636,408	277,940	0	0	2,459	0	12,566	0	0	0	0	929,373
Geelong Baptist College Inc	VIC	2,800,580	118,621	8,462	1,524	414,713	0	184,666	0	0	0	0	3,528,566
Geelong Christian Education Association	VIC	5,249,969	311,149	16,237	4,540	483,152	0	0	0	0	0	0	6,065,047
Geelong Grammar School	VIC	5,898,112	848,065	64,395	9,619	156,961	0	0	0	0	0	0	6,977,152
Ghligai School Ltd	VIC	497,860	96,581	0	0	42,528	0	113,832	0	0	0	0	750,801
Giant Steps Melbourne Limited	VIC	157,538	435,373	0	156	67,899	0	56,399	0	0	0	0	717,365

Name	State	Base	Students with disability	Aboriginal and Torres Strait Islander	Low English proficiency	Socio educational disadvantage	Location	Size	Special Circumstances Funding	Prescribed Circumstances Funding	Adjustments ¹⁵	Previous Legislation	Total Funding
Girton Grammar School Ltd	VIC	8,301,694	1,175,437	21,929	0	239,013	0	0	0	0	0	0	9,738,073
Gisborne Montessori School Limited	VIC	532,815	472,101	0	0	294,70	0	129,388	0	0	0	0	1,163,774
Glenroy Private Ltd	VIC	2,048,024	0	1,575	4,096	685,598	0	98,621	0	0	0	0	2,837,914
Grace Christian College Co-operative Ltd	VIC	886,014	96,860	10,696	3,032	120,353	0	153,288	0	0	-33,288	0	1,236,955
Haileybury	VIC	22,947,579	1,329,702	26,469	32,421	323,408	0	0	0	0	0	0	24,659,579
Heathdale Christian College Limited	VIC	10,261,064	748,055	5,678	22,985	249,529	0	0	0	0	0	0	11,287,311
Hester Hornbrook Academy	VIC	1,224,829	1,499,480	31,150	7,839	527,901	0	144,666	0	0	0	0	3,435,865
Ilim College	VIC	19,764,481	593,382	9,485	325,235	3,087,113	0	0	0	0	0	0	23,779,696
Insight Education Centre for the Blind and Vision Impaired	VIC	61,895	174,712	0	0	26,678	0	27,547	0	0	0	0	290,831
Kamaruka Inc	VIC	321,294	849,476	0	319	138,477	0	93,280	0	0	0	0	1,402,845
Kardinia International College (Geelong) Ltd	VIC	12,861,826	550,074	2,097	1,640	363,774	0	0	0	0	0	0	13,779,411
Kerang Christian Community School Limited	VIC	1,053,489	60,129	13,546	1,580	138,150	165,118	168,258	0	0	0	0	1,600,270
Kilvington Grammar School Limited	VIC	3,630,008	193,604	4,347	4,841	36,924	0	0	0	82,342	0	0	3,952,066
Kingswood College Ltd	VIC	2,278,364	961,049	8,111	0	49,143	0	30,961	0	0	0	0	3,327,628
Koonwarra Village School Limited	VIC	349,527	0	0	0	28,282	27,026	126,195	0	0	0	0	531,030
Korowa Anglican Girls' School	VIC	1,879,112	303,154	0	1,689	14,167	0	0	0	0	0	0	2,198,122
Lauriston Girls' School	VIC	2,087,519	434,926	0	5,427	27,161	0	0	0	8,099	0	0	2,563,132
Life Ministry Centre Ltd	VIC	5,064,918	887,496	15,367	8,749	261,654	0	0	0	0	0	0	6,238,184
Lighthouse Christian College Cranbourne Inc	VIC	7,816,049	38,896	7,577	92,142	871,065	0	0	0	0	0	0	8,825,729
Lighthouse Christian College Incorporated	VIC	6,124,539	225,732	6,120	20,098	421,597	0	0	0	0	0	0	6,798,086

Name	State	Base	Students with disability	Aboriginal and Torres Strait Islander	Low English proficiency	Socio educational disadvantage	Location	Size	Special Circumstances Funding	Prescribed Circumstances Funding	Adjustments ¹⁵	Previous Legislation	Total Funding
Little Yarra Steiner School Limited	VIC	2,220,655	130,863	1,834	2,616	197,704	0	162,208	0	0	0	0	2,715,880
Lowther Hall Anglican Grammar School	VIC	4,488,901	494,893	2,009	1,507	100,492	0	0	0	0	0	0	5,087,802
Lutheran Church of Australia Victorian District	VIC	50,971,859	5,179,160	256,902	58,177	3,999,475	1,977,922	1,759,655	0	163,119	0	0	64,366,269
Maharishi's Global Administration through Natural Law Ltd	VIC	270,639	64,496	1,589	0	16,972	0	113,011	0	0	0	0	466,707
Mansfield Autism Statewide Services	VIC	168,794	422,441	1,947	0	72,750	24,707	69,026	0	0	0	0	759,665
MANSFIELD RUDOLF STEINER SCHOOL AND KINGERGARTEN INC	VIC	890,190	137,284	0	0	79,257	117,034	124,435	0	0	0	0	1,348,200
Melbourne Girls Grammar - An Anglican School	VIC	2,605,200	571,110	11,402	11,675	133,016	0	0	0	0	0	0	3,332,403
Melbourne Grammar School	VIC	5,571,642	630,244	25,432	2,210	78,836	0	0	0	429,721	0	0	6,738,085
Melbourne Indigenous Transition School	VIC	245,232	0	294,278	22,071	120,711	0	62,171	0	0	0	0	744,463
Melbourne Montessori School Limited	VIC	1,019,643	114,326	0	0	42,124	0	140,283	0	0	0	0	1,316,376
Melton Christian Centre Limited	VIC	5,636,028	268,481	5,268	13,526	611,458	0	0	0	0	0	0	6,534,761
Mentone Girls' Grammar School	VIC	3,696,569	471,649	2,162	3,082	65,187	0	0	0	0	0	0	4,238,649
Mentone Grammar School	VIC	7,341,782	582,828	2,073	1,659	187,915	0	0	0	0	0	0	8,116,257
Mercy Education Limited	VIC	28,366,982	1,524,029	213,847	58,862	1,894,347	0	0	0	122,568	0	0	32,180,635
Methodist Ladies' College Limited	VIC	5,170,296	946,223	17,724	6,637	85,989	0	0	0	0	0	0	6,226,869
Mildura Christian College	VIC	679,760	121,614	31,174	6,511	126,808	99,780	151,798	0	0	0	0	1,217,445
Minaret College Inc	VIC	13,601,265	318,228	0	329,604	2,380,685	0	0	0	0	0	0	16,629,782
Mount Hira College	VIC	4,506,363	534,897	0	84,820	678,178	0	0	0	0	-446,563	0	5,357,695

Name	State	Base	Students with disability	Aboriginal and Torres Strait Islander	Low English proficiency	Socio educational disadvantage	Location	Size	Special Circumstances Funding	Prescribed Circumstances Funding	Adjustments ¹⁵	Previous Legislation	Total Funding
Mount Scopus Memorial College Limited	VIC	2,873,325	534,951	0	0	29,179	0	0	0	206,133	0	0	3,643,588
Mountain District Parent Controlled Christian School Association	VIC	1,329,604	299,765	7,221	0	156,607	0	149,658	0	0	0	0	1,942,855
North-Eastern Montessori School Association	VIC	230,081	55,757	0	0	5,353	0	82,175	0	0	0	0	373,365
Northside Christian College Inc.	VIC	2,744,585	332,833	3,856	9,415	193,797	0	119,427	0	0	0	0	3,403,913
ONESCHOOL GLOBAL VIC LTD	VIC	4,210,839	647,594	0	0	993,232	0	0	0	0	0	0	5,851,665
Overnewton Anglican Community College Limited	VIC	12,609,511	976,644	9,810	21,645	694,104	0	0	0	0	0	0	14,311,714
Oxford College Pty Ltd	VIC	16,218	0	0	6	878	0	16,751	0	0	-9,067	0	24,786
PARED VICTORIA LTD	VIC	366,486	26,784	0	348	31,025	0	143,664	0	85,190	0	0	653,497
Penleigh and Essendon Grammar School	VIC	15,406,886	270,533	12,687	15,952	243,446	0	0	0	139,145	0	0	16,088,649
Phillip Island Village School Ltd	VIC	262,261	3,677	0	0	19,912	24,887	138,077	0	0	0	0	448,814
Plenty Valley Christian Education Limited	VIC	5,064,288	583,858	0	1,485	244,293	0	0	0	0	0	0	5,893,924
Presbyterian Ladies' College	VIC	6,115,261	465,669	8,315	16,169	41,118	0	0	0	0	0	0	6,646,532
Preshil - the Margaret Lytle Memorial School	VIC	668,575	315,013	0	0	39,779	0	214,610	0	0	0	0	1,237,977
Preston Reservoir Adult Community Education Inc	VIC	513,211	464,856	22,809	5,132	221,194	0	112,376	0	0	0	0	1,339,578
R. Steiner School Co. Ltd.	VIC	2,544,252	78,181	5,678	0	228,128	0	81,106	0	0	0	0	2,937,345
Reachout Enterprises Ltd	VIC	478,451	53,730	0	0	114,073	0	159,045	0	0	0	0	805,299
Red Rock Christian College Inc	VIC	653,678	122,534	0	0	36,834	0	126,461	0	0	0	0	939,507
River City Christian College	VIC	443,393	66,505	13,347	1,172	146,330	13,820	152,260	0	0	0	0	836,827
Rosbourne School	VIC	934,698	2,318,050	0	925	402,855	0	143,264	0	0	0	0	3,799,792

Name	State	Base	Students with disability	Aboriginal and Torres Strait Islander	Low English proficiency	Socio educational disadvantage	Location	Size	Special Circumstances Funding	Prescribed Circumstances Funding	Adjustments ¹⁵	Previous Legislation	Total Funding
Ruyton	VIC	1,990,825	501,632	0	0	28,000	0	0	0	0	0	0	2,520,457
Scotch College Hawthorn	VIC	4,471,794	717,849	19,885	10,560	62,510	0	0	0	0	0	0	5,282,598
SEDA College (Victoria)	VIC	5,882,854	960,248	46,716	6,251	1,007,435	0	0	0	0	0	0	7,903,504
Seventh Day Adventist Schools (Victoria) Limited	VIC	17,171,509	2,617,478	33,948	83,772	1,725,405	159,215	733,549	0	0	0	0	22,524,876
Shelford Girls' Grammar	VIC	1,750,458	162,967	0	6,539	34,314	0	106,336	0	0	0	0	2,060,614
Shepparton Adult and Community Education College Inc	VIC	552,024	88,183	14,176	1,178	227,836	0	128,988	0	0	0	0	1,012,385
Shepparton Christian College Ltd	VIC	1,336,793	266,493	16,243	2,288	127,780	0	154,143	0	0	0	0	1,903,740
Sholem Aleichem College	VIC	749,361	184,614	1,744	0	14,763	0	133,917	0	0	0	0	1,084,399
Sirius College	VIC	21,224,424	1,807,795	0	356,806	2,472,832	0	0	0	0	0	0	25,861,857
Son Centre Christian School Ltd	VIC	250,729	37,888	3,483	3,096	35,826	59,126	109,833	0	0	0	0	499,981
Sophia Mundi Limited	VIC	520,338	287,936	1,657	0	40,918	0	141,305	0	0	0	0	992,154
Southern Cross Grammar	VIC	4,677,628	1,009,179	1,982	3,367	157,824	0	0	0	0	0	0	5,849,980
St Catherine's School	VIC	1,189,142	547,672	7,592	0	50,206	0	0	0	0	0	0	1,794,612
St John's Greek Orthodox College	VIC	1,732,476	223,070	0	3,030	264,874	0	185,026	0	0	0	0	2,408,476
St Leonard's College	VIC	4,811,374	964,526	8,408	1,611	67,025	0	0	0	0	0	0	5,852,944
St Margaret's School	VIC	5,192,274	381,917	0	2,559	119,768	0	0	0	0	0	0	5,696,518
St Mary's Coptic Orthodox College	VIC	6,484,908	131,073	0	138,561	879,952	0	0	0	0	0	0	7,634,494
St Michael's Grammar School	VIC	3,030,359	1,006,491	5,563	0	82,534	0	0	0	0	0	0	4,124,947
St Thomas Aquinas College Limited	VIC	2,151,725	146,675	0	0	262,100	0	159,133	0	0	0	0	2,719,633
Strathcona Baptist Girls Grammar School Ltd	VIC	1,533,268	488,606	0	0	45,255	0	0	0	0	0	0	2,067,129
The Camberwell Grammar School	VIC	4,207,934	287,490	15,841	17,947	52,097	0	0	0	0	0	0	4,581,309

Name	State	Base	Students with disability	Aboriginal and Torres Strait Islander	Low English proficiency	Socio educational disadvantage	Location	Size	Special Circumstances Funding	Prescribed Circumstances Funding	Adjustments ¹⁵	Previous Legislation	Total Funding
THE CHRISTIAN COMMUNITY COLLEGE-PORTLAND LTD.	VIC	1,644,763	178,010	19,223	2,979	226,399	234,099	198,348	0	0	0	0	2,503,821
The Currajong School Ltd	VIC	275,667	815,114	0	0	118,812	0	93,105	0	0	0	0	1,302,698
The Greek Orthodox Community of Oakleigh and District Inc	VIC	3,376,873	1,839,577	1,615	0	487,227	0	0	0	0	0	0	5,705,292
The Islamic Schools of Victoria (Werribee College) Inc	VIC	15,964,673	427,685	0	329,752	2,458,604	0	0	0	0	0	0	19,180,714
The Ivanhoe Girls' Grammar School	VIC	3,850,104	340,641	10,770	4,701	74,531	0	0	0	44,047	0	0	4,324,794
The Ivanhoe Grammar School	VIC	10,457,087	729,957	2,210	15,480	281,581	0	0	0	0	0	0	11,486,314
The Japanese School of Melbourne	VIC	137,929	0	0	0	18,784	0	103,246	0	0	0	0	259,958
The Kilmore International School Limited	VIC	2,537,938	22,785	6,777	12,127	51,186	0	202,468	0	0	0	0	2,833,281
The King David School Holdings Ltd	VIC	1,882,659	677,232	0	2,945	25,456	0	0	0	0	0	0	2,588,292
The Knox School Limited	VIC	3,175,327	267,707	6,197	0	125,657	0	22,368	0	0	0	0	3,597,256
The Learning Cooperative Ltd	VIC	126,916	0	0	0	9,909	0	119,078	0	0	0	0	255,903
The Presbyterian School of St Andrew Limited	VIC	3,713,552	157,475	3,641	4,510	30,549	0	0	0	0	0	0	3,909,727
The River Nile School Incorporated	VIC	560,997	382,880	0	54,450	270,137	0	125,081	0	0	0	0	1,393,546
The United Vietnamese Buddhist Congregation of South Eastern Melbourne Inc.	VIC	327,487	125,410	0	14,555	140,376	0	133,448	0	0	0	0	741,276
The Uniting Church In Australia Property Trust (Victoria)	VIC	2,891,408	533,318	0	0	70,068	0	141,069	0	0	-17,386	0	3,618,477
Tintern Grammar	VIC	3,882,098	524,934	3,722	0	106,361	0	0	0	0	0	0	4,517,115
Toorak College Ltd	VIC	4,070,706	139,201	4,040	5,900	99,317	0	0	0	0	0	0	4,319,164

Name	State	Base	Students with disability	Aboriginal and Torres Strait Islander	Low English proficiency	Socio educational disadvantage	Location	Size	Special Circumstances Funding	Prescribed Circumstances Funding	Adjustments ¹⁵	Previous Legislation	Total Funding
TOPP Schools Ltd	VIC	593,657	27,836	0	0	24,309	0	159,827	0	315	0	0	805,944
Trinity Grammar School, Kew	VIC	3,239,363	1,020,707	13,044	4,129	58,137	0	0	0	0	0	0	4,335,380
Trustees of Edmund Rice Education Australia	VIC	17,152,045	1,907,803	155,717	61,669	1,839,076	0	0	0	793,947	-8,555	0	21,901,702
Trustees of the Christian Brothers	VIC	47,753,232	6,124,588	372,446	39,741	4,642,100	0	223,597	0	871,497	-1	0	60,027,200
Trustees of the Marist Brothers Southern Province	VIC	6,168,833	1,029,385	339,719	2,674	1,005,827	795,856	0	0	0	0	0	9,342,294
Verity Christian College Incorporated	VIC	197,154	25,587	0	0	0	55,174	138,182	0	0	0	0	416,097
Victory Christian College Inc	VIC	3,422,796	351,703	11,065	0	327,120	0	35,819	0	0	0	0	4,148,503
Villa Maria Society	VIC	364,576	1,037,709	0	361	157,132	0	137,708	0	0	-18,079	0	1,679,407
Village School Inc	VIC	477,024	74,861	5,693	0	35,331	0	125,591	0	0	0	0	718,500
Warragul District Parent Controlled Christian School Association Inc	VIC	11,655,773	1,688,389	39,401	16,213	1,429,039	0	0	0	0	0	0	14,828,815
Warmambool Presbyterian School LTD.	VIC	1,533,854	340,635	3,553	0	73,500	54,011	149,426	0	0	0	0	2,154,979
Waverley Christian College Inc	VIC	1,143,366	1,178,746	3,489	20,670	319,154	0	0	0	0	0	0	12,954,425
Wesley College Melbourne	VIC	10,602,218	1,055,278	812,082	60,604	705,018	725,441	241,437	0	7,755	0	0	14,209,833
Woodleigh School	VIC	5,421,808	976,150	27,824	6,922	171,784	0	0	0	0	0	0	6,604,488
Worawa Aboriginal College Limited	VIC	700,632	752,041	840,758	63,057	344,473	0	143,284	0	0	-18,398	0	2,825,847
Yarra Valley Grammar School	VIC	5,852,690	1,156,210	6,123	3,019	232,273	0	0	0	0	0	0	7,250,315
Yarralinda School Association Inc	VIC	98,804	0	0	0	18,312	0	122,437	0	0	0	0	239,553
Yavneh College Nominees Pty Ltd	VIC	1,719,787	477,371	0	4,376	90,457	0	0	0	0	0	0	2,291,991
YESHIVAH-BETH RVKHAH SCHOOLS LIMITED	VIC	7,791,791	1,323,096	0	28,484	465,823	0	0	0	0	0	0	9,609,194
Yesodei Hatorah College Inc	VIC	1,208,439	258,449	0	2,713	45,378	0	151,645	0	0	0	0	1,666,624

Name	State	Base	Students with disability	Aboriginal and Torres Strait Islander	Low English proficiency	Socio educational disadvantage	Location	Size	Special Circumstances Funding	Prescribed Circumstances Funding	Adjustments ¹⁵	Previous Legislation	Total Funding
AFC Schools (WA) Limited	WA	6,949,232	3,424	0	0	398,657	0	0	0	0	0	0	7,351,313
Albany Free Reformed Church Education Association (Inc)	WA	1,481,729	175,166	0	0	209,006	181,509	138,968	0	0	0	0	2,186,378
Al-Hidayah Islamic Education Admin INC	WA	1,125,325	170,503	4,643	5,734	92,523	0	112,976	0	0	0	0	1,511,704
Alkimos Baptist College Inc.	WA	1,682,801	105,863	3,575	9,307	181,583	0	156,305	0	0	0	0	2,139,434
All Saints' College Inc.	WA	5,559,339	567,785	34,141	2,715	87,859	0	0	0	0	0	0	6,251,839
Alta-1 College Ltd	WA	4,795,392	4,747,452	96,844	4,748	2,066,814	0	15,768	0	0	0	0	11,727,018
Armadae Congregational Church (Inc)	WA	4,356,967	398,060	16,551	13,313	861,882	0	0	0	0	0	0	5,646,773
Association for Christian Education Inc	WA	4,930,563	163,645	3,778	7,889	208,473	0	0	0	0	0	0	5,314,348
Atlantis Beach Baptist College Limited	WA	439,578	164,934	4,288	0	100,903	0	161,909	0	0	0	0	871,612
Austin Cove Baptist College Inc.	WA	4,030,638	509,571	10,074	0	526,404	0	0	0	0	0	0	5,076,687
Australian Association for International Education Incorporated	WA	745,526	82,521	0	1,481	41,828	0	173,118	0	0	0	0	1,044,474
Australian Islamic College Perth Inc	WA	19,273,635	204,261	8,580	832,961	5,497,236	0	0	0	0	0	0	25,816,673
Banksia Montessori School Inc	WA	55,799	42,181	0	0	1,151	0	87,687	0	2,042	0	0	188,860
Baris Education and Culture Foundation Limited	WA	1,517,498	237,233	0	17,539	157,503	0	151,411	0	0	0	0	2,081,184
Beenong School Association	WA	467,897	242,072	2,920	0	26,165	0	116,720	0	0	0	0	855,774
Bethel Christian School Incorporated	WA	2,483,968	307,126	22,898	5,693	339,247	295,722	104,716	0	0	0	0	3,559,370
Bible Baptist Christian Academy	WA	182,054	10,451	0	0	5,128	0	74,861	0	0	0	0	272,494
Blue Gum Montessori School Inc.	WA	843,653	154,313	1,416	0	2,481	0	108,639	0	0	0	0	1,110,502

Name	State	Base	Students with disability	Aboriginal and Torres Strait Islander	Low English proficiency	Socio educational disadvantage	Location	Size	Special Circumstances Funding	Prescribed Circumstances Funding	Adjustments ¹⁵	Previous Legislation	Total Funding
Bold Park Community School Advisory Council Inc	WA	447,033	381,188	1,158	0	59,298	0	95,841	0	0	0	0	984,518
Bunbury Regional Community College Inc.	WA	363,370	406,092	19,353	0	156,612	0	83,933	0	0	0	0	1,029,360
Carey Baptist College Ltd	WA	9,316,875	501,335	3,595	4,321	666,418	0	132,890	0	0	0	0	10,625,434
Camarvon Christian Parent Controlled School Association Inc	WA	628,639	31,302	26,033	1,970	96,460	412,003	107,780	0	0	0	0	1,304,187
Casa Mia Montessori Community School Inc.	WA	166,497	60,758	0	0	2,016	0	109,129	0	0	0	0	338,400
Catholic Education Commission of W.A.	WA	443,469,364	39,537,519	14,791,677	1,051,304	53,952,981	24,625,702	10,032,546	0	2,069,841	-496,914	0	589,034,020
Christ Church Grammar School Incorporated	WA	3,673,222	672,969	30,600	10,102	64,725	0	0	0	41,810	0	0	4,493,428
Christian Aboriginal Parent-Directed Schools	WA	1,499,279	342,797	1,546,029	66,503	711,799	671,527	445,317	0	0	0	0	5,283,251
Chrysalis Montessori School INC	WA	400,823	49,715	0	0	10,755	0	113,623	0	0	0	0	574,916
COMET WA LIMITED	WA	1,679,163	1,746,742	71,138	50,375	723,719	0	206,844	0	0	0	0	4,477,981
Communicare Inc	WA	1,002,684	387,191	54,584	0	432,157	0	205,533	0	12,375	-174,889	0	1,919,635
Cornerstone Christian College Ltd	WA	2,730,251	203,327	13,381	0	259,177	0	138,800	0	0	0	0	3,344,936
Court Grammar School Inc.	WA	4,008,542	286,468	55,289	0	532,887	0	7,887	0	0	0	0	4,891,073
Divine Mercy College Inc	WA	2,526,559	288,344	0	24,896	315,256	0	156,748	0	0	0	0	3,311,803
Emmanuel Christian Community School Incorporated	WA	3,435,837	315,183	10,254	110,519	675,705	0	0	0	0	0	0	4,547,498
Fairbridge Western Australian Inc	WA	875,198	287,992	37,310	0	377,210	0	178,027	0	0	-5,086	0	1,750,651
Foundation Christian College Incorporated	WA	4,007,903	330,855	22,645	3,473	432,389	0	1,599	0	0	0	0	4,798,864
Free Reformed School Association (Inc)	WA	6,751,078	326,998	3,556	0	580,113	0	0	0	0	0	0	7,661,745

Name	State	Base	Students with disability	Aboriginal and Torres Strait Islander	Low English proficiency	Socio educational disadvantage	Location	Size	Special Circumstances Funding	Prescribed Circumstances Funding	Adjustments ¹⁵	Previous Legislation	Total Funding
Fremantle Christian College Incorporated	WA	1,146,752	144,760	37,472	689	178,072	0	133,901	0	0	0	0	1,641,646
Futures WA Ltd	WA	892,450	593,174	155,471	0	384,646	0	111,301	0	0	0	0	2,137,041
Geraldton Christian Community Schools Association Incorporated	WA	2,563,545	432,506	74,230	0	354,032	365,247	132,817	0	0	0	0	3,922,377
Geraldton Grammar School Incorporated	WA	3,717,059	82,059	24,306	805	286,233	534,286	43,967	0	0	0	0	4,688,715
Golden Hill Steiner School Inc	WA	632,335	22,104	3,615	0	54,312	128,183	128,152	0	0	0	0	968,701
Goldfields Baptist College Incorporated	WA	1,725,413	83,961	49,545	5,200	278,831	422,295	141,042	0	0	0	0	2,706,287
Governors of Hale School	WA	5,233,992	591,560	40,627	4,128	85,536	0	0	0	0	0	0	5,955,843
Grace Christian School Ltd	WA	4,450,704	591,839	21,785	2,761	448,751	0	0	0	0	0	0	5,515,840
Great Southern Grammar School Incorporated	WA	5,440,490	392,604	58,902	1,826	272,712	882,890	0	0	0	0	0	7,049,424
Guildford Grammar School Inc	WA	6,403,742	648,725	108,130	1,384	269,206	0	0	0	0	0	0	7,431,187
H & S Hoffman & G Korsunski Carmel School Inc	WA	2,134,192	354,052	0	0	38,536	0	29,690	0	0	0	0	2,556,470
Helena College Council Inc	WA	4,340,136	238,211	13,889	1,868	151,119	0	0	0	0	0	0	4,745,223
Helena River Steiner School Community Association	WA	62,598	0	1,148	0	0	0	69,657	0	0	0	0	133,403
Heritage College Perth (Inc.)	WA	706,371	91,078	5,638	2,849	80,282	0	144,845	0	0	0	0	1,031,063
HillSide Christian College Incorporated	WA	1,936,876	52,855	35,593	0	262,892	0	147,371	0	0	0	0	2,435,587
Hope Christian College Inc	WA	1,776,880	187,891	5,638	0	196,970	0	160,007	0	0	0	0	2,327,386
Immaculate Heart College LTD	WA	1,262,002	13,720	19,188	2,966	195,667	5,685	138,664	0	0	0	0	1,637,892
Jarlmadangah Burru Aboriginal Corporation	WA	71,522	49,143	85,826	6,437	33,008	116,591	77,496	0	0	0	0	440,023
Kadlina Community Incorporated	WA	149,729	65,665	179,675	13,475	72,962	186,758	86,914	0	0	0	0	755,177

Name	State	Base	Students with disability	Aboriginal and Torres Strait Islander	Low English proficiency	Socio educational disadvantage	Location	Size	Special Circumstances Funding	Prescribed Circumstances Funding	Adjustments ¹⁵	Previous Legislation	Total Funding
Kerry Street Community School Inc	WA	403,014	207,607	5,600	0	38,136	0	118,879	0	0	0	0	773,236
Kingsway Christian Education Association INC	WA	8,625,831	230,706	24,257	13,652	344,417	0	0	0	0	0	0	9,238,863
Leaning Tree Steiner School Inc	WA	570,965	110,448	10,533	0	81,533	91,566	131,814	0	0	0	0	996,859
Mandurah Baptist College Inc	WA	8,938,529	818,841	19,130	2,693	706,104	0	0	0	0	0	0	10,485,297
Margaret River Independent School	WA	703,634	72,053	3,194	0	50,538	59,674	115,474	0	0	0	0	1,004,567
Mazenod College Limited	WA	6,000,511	510,581	14,030	2,165	605,240	0	0	0	0	0	0	7,132,527
Methodist Ladies' College	WA	2,333,040	631,818	11,072	0	135,998	0	0	0	0	0	0	3,111,928
Nomads Charitable & Educational Foundation	WA	552,088	120,019	662,504	49,688	254,789	507,089	133,539	0	0	0	0	2,279,716
OneSchool Global WA Ltd	WA	1,713,273	39,862	0	0	273,542	0	165,649	0	0	0	0	2,192,326
Parklands School Association Incorporated	WA	816,464	55,956	5,150	1,651	47,391	104,453	120,220	0	0	0	0	1,151,285
Parrnngurr Community School Aboriginal Corp	WA	204,867	0	231,045	18,438	95,024	263,924	125,038	0	0	0	0	938,336
Penthos College	WA	4,240,723	446,344	28,132	59,235	706,546	0	0	0	0	0	0	5,480,980
Perth College Inc	WA	4,885,130	482,050	51,170	2,721	100,922	0	0	0	0	0	0	5,521,993
Perth Montessori School Inc	WA	550,255	124,880	5,004	0	51,131	0	125,144	0	0	0	0	856,414
Port School Inc	WA	1,053,731	735,233	106,922	0	454,158	0	170,627	0	0	0	0	2,520,671
Presbyterian Ladies' College Inc	WA	2,596,067	440,270	75,354	73,039	178,639	0	0	0	0	0	0	3,363,369
Purnululu Aboriginal Corporation	WA	375,614	309,112	450,737	33,806	187,807	411,976	142,074	0	0	0	0	1,911,126
Quinns Baptist College Inc	WA	7,108,116	244,902	5,661	7,295	555,349	0	0	0	0	0	0	7,921,323
Rawa Community School Aboriginal Corporation	WA	415,475	27,345	414,133	37,393	191,742	432,751	125,463	0	0	0	0	1,644,303
Regent College	WA	1,335,639	122,547	0	1,857	19,620	0	69,112	0	0	0	0	1,548,775

Name	State	Base	Students with disability	Aboriginal and Torres Strait Islander	Low English proficiency	Socio educational disadvantage	Location	Size	Special Circumstances Funding	Prescribed Circumstances Funding	Adjustments ¹⁵	Previous Legislation	Total Funding
Riverlands Montessori School Inc.	WA	440,247	113,578	0	0	25,567	0	104,621	0	0	-7,547	0	676,466
Rockingham Montessori School Inc	WA	1,266,414	211,915	24,986	0	108,677	0	146,493	0	0	0	0	1,758,485
Scotch College	WA	3,365,996	1,169,743	86,193	1,347	61,757	0	0	0	0	0	0	4,685,036
Servite College Council Inc	WA	8,007,125	942,055	2,201	48,400	1,404,377	0	0	0	0	0	0	10,404,158
Seventh-Day Adventist Schools (Western Australia) Ltd	WA	3,851,071	299,248	164,760	15,848	433,150	267,050	668,833	0	0	0	0	5,699,960
SMYL Community College	WA	2,631,762	2,638,341	195,921	0	1,267,911	0	130,799	0	0	0	0	6,864,734
South Coast Baptist College Incorporated	WA	6,652,308	548,743	16,332	6,666	798,256	0	0	0	0	0	0	8,022,305
South West Learning Community Association Inc	WA	384,313	31,309	0	0	19,433	0	150,020	0	0	0	0	585,075
Sowilo Community Inc.	WA	439,778	320,504	4,289	0	189,545	0	90,600	0	0	0	0	1,044,716
Spirit of Play Community School Inc	WA	378,307	11,234	0	0	26,273	82,423	140,605	0	65,191	0	0	704,033
St Andrews Grammar Incorporated	WA	2,326,036	49,345	0	19,777	214,378	0	114,116	0	0	0	0	2,723,652
St Hilda's Anglican School for Girls (Inc)	WA	3,136,916	500,480	12,536	3,065	81,151	0	0	0	0	0	0	3,734,148
St Mary's Anglican Girls School Inc	WA	5,774,128	444,511	18,002	1,654	128,482	0	0	0	0	0	0	6,366,777
St Stephen's School	WA	12,371,139	1,549,185	14,528	7,537	550,857	0	0	0	145,428	0	0	14,638,674
Swan Christian Education Association Inc.	WA	22,403,045	1,672,209	136,479	31,079	2,597,031	0	679,751	0	51,667	0	0	27,571,261
Telethon Speech & Hearing	WA	450,491	755,791	428	0	194,161	0	96,220	0	0	0	0	1,497,091
The Anglican Schools Commission (Inc)	WA	95,344,158	5,990,248	182,391	96,800	7,928,996	1,150,962	633,697	0	0	-989,855	0	110,337,397
The Beehive Montessori School Inc	WA	703,995	223,468	0	0	6,377	0	148,079	0	9,772	0	0	1,091,691
The Bunbury Cathedral Grammar School Inc	WA	5,087,351	303,530	16,323	0	137,231	0	0	0	0	0	0	5,544,435

Name	State	Base	Students with disability	Aboriginal and Torres Strait Islander	Low English proficiency	Socio educational disadvantage	Location	Size	Special Circumstances Funding	Prescribed Circumstances Funding	Adjustments ¹⁵	Previous Legislation	Total Funding
The Japanese School Council In Perth Limited	WA	135,073	0	0	0	6,770	0	133,148	0	0	-12,506	0	262,485
The King's Educational Ministries Inc	WA	3,737,012	102,153	35,604	5,371	454,181	0	72,777	0	0	0	0	4,407,098
The Lake Joondalup Baptist College Inc.	WA	7,886,182	901,930	9,724	2,596	363,410	0	0	0	0	0	0	9,163,842
The Lance Holt Schools Council Inc	WA	429,049	63,984	0	0	10,802	0	117,602	0	0	0	0	621,437
The Margaret River Montessori School (Inc)	WA	669,990	153,783	0	0	39,504	7,073	118,531	0	0	0	0	988,881
The Moerlina School Inc	WA	44,200	88,766	0	0	0	0	97,345	0	0	0	0	230,311
The Montessori School, Kingsley, Inc	WA	606,681	102,900	0	3,051	20,107	0	125,319	0	0	0	0	858,058
The Perth Waldorf School Association Incorporated	WA	2,941,706	65,755	3,992	0	176,235	0	77,532	0	0	0	0	3,265,220
The Quintilian School Inc.	WA	301,489	181,940	0	0	858	0	137,413	0	0	0	0	621,700
The Silver Tree Steiner School Incorporated	WA	862,217	97,483	3,059	0	87,727	0	113,203	0	0	0	0	1,163,689
Thornlie Christian College (Inc)	WA	5,441,292	84,759	8,044	8,569	389,526	0	0	0	0	0	0	5,932,190
Tranby College (INC)	WA	5,389,198	488,202	5,556	1,339	488,431	0	0	0	0	0	0	6,372,726
Village School Association Inc	WA	680,878	150,723	0	0	45,006	0	112,756	0	0	0	0	989,363
Wesley College	WA	5,242,391	758,582	98,860	3,101	138,419	0	0	0	0	0	0	6,241,353
West Coast Steiner School INC	WA	769,446	57,038	1,376	0	38,149	0	105,080	0	0	0	0	971,089
Winthrop Baptist College Inc.	WA	6,339,079	155,601	13,200	6,109	403,878	0	0	0	0	0	0	6,917,867
Woodbury Boston Primary School Inc.	WA	465,141	77,702	4,928	0	63,504	99,401	108,631	0	0	0	0	819,307
Yakanarra (Aboriginal Corporation)	WA	201,700	81,020	242,038	18,153	93,085	240,337	109,860	0	0	-323,774	0	662,419
Yallingup Steiner School	WA	643,109	19,315	3,002	1,214	41,814	22,605	120,871	0	0	0	0	851,930

Name	State	Base	Students with disability	Aboriginal and Torres Strait Islander	Low English proficiency	Socio educational disadvantage	Location	Size	Special Circumstances Funding	Prescribed Circumstances Funding	Adjustments ¹⁵	Previous Legislation	Total Funding
Yiyili Aboriginal Community School	WA	326,718	120,271	365,889	29,404	152,802	339,420	103,908	0	0	0	0	1,438,412
Yunggora Association Incorporated	WA	428,490	19,764	514,189	38,564	197,748	429,715	121,158	0	0	0	0	1,749,628
TOTAL		8,873,620,207	1,007,577,044	136,020,487	26,331,339	922,256,703	232,286,688	186,119,706	0	66,012,934	-26,865,251	0	11,423,359,852

Source: DESE (totals may not equal due to rounding as figures have been rounded to the nearest dollar)

Table B23: Financial assistance to Block Grant Authorities in 2018 (\$, exclusive of GST)

Name	State	Capital Funding	Total Funding
ACT Block Grant Authority Inc	ACT	3,232,098	3,232,098
Association of Independent Schools of NSW BGA Limited	NSW	16,910,831	16,910,831
Catholic Schools NSW Limited	NSW	30,792,948	30,792,948
Northern Territory Block Grant Authority	NT	1,353,189	1,353,189
Queensland Independent Schools Block Grant Authority Limited	QLD	12,515,165	12,515,165
The Corporation of the Roman Catholic Bishops of Queensland Catholic Education Commission	QLD	17,208,148	17,208,148
SA Independent Schools Block Grant Authority	SA	5,243,509	5,243,509
South Australian Commission for Catholic Schools Incorporated	SA	5,913,583	5,913,583
Catholic Education Centre	TAS	1,910,847	1,910,847
Independent Schools Block Grant Authority of Tasmania Pty Ltd	TAS	1,122,803	1,122,803
Catholic Capital Grants (Victoria) Ltd	VIC	25,365,472	25,365,472
Victorian Independent Schools BGA Limited	VIC	13,720,880	13,720,880
AISWA Capital Grant Association Inc	WA	6,911,922	6,911,922
Catholic Education Western Australia Limited	WA	8,693,605	8,693,605
TOTAL		150,895,000	150,895,000

Source: DESE (totals may not equal due to rounding as figures have been rounded to the nearest dollar)

Table B24: Financial assistance to Non-Government Representative Bodies in 2018 (\$, exclusive of GST)

Name	State	Non-Government Reform Support	ACT Adjustment Assistance	Choice and Affordability	Total Funding
Association of Independent Schools of the ACT Inc	ACT	438,000	0	0	438,000
Catholic Education Office	ACT	473,100	0	0	473,100
Association of Independent Schools of New South Wales	NSW	5,098,000	0	0	5,098,000
Catholic Schools NSW Limited	NSW	7,181,050	0	0	7,181,050
Association of Independent Schools of the Northern Territory	NT	259,000	0	0	259,000
Catholic Church of the Diocese of Darwin Property Trust Inc	NT	142,500	0	0	142,500
Corporation of the Roman Catholic Bishops of Queensland	QLD	4,229,400	0	0	4,229,400
Independent Schools Queensland	QLD	3,151,000	0	0	3,151,000
Association of Independent Schools of South Australia	SA	1,381,000	0	0	1,381,000
South Australian Commission for Catholic Schools Inc	SA	1,320,500	0	0	1,320,500
Association of Independent Schools Tasmania	TAS	332,000	0	0	332,000
Catholic Education Centre	TAS	435,100	0	0	435,100
Catholic Education Commission of Victoria Limited	VIC	6,016,350	0	0	6,016,350
Independent Schools Victoria	VIC	3,629,000	0	0	3,629,000
Association of Independent Schools of Western Australia Inc	WA	1,861,000	0	0	1,861,000
Catholic Education Commission of WA.	WA	2,064,350	0	0	2,064,350
TOTAL		38,011,350	0	0	38,011,350

Source: DESE (totals may not equal due to rounding as figures have been rounded to the nearest dollar)

Table B25: Special and Prescribed Circumstances financial assistance to Approved Authorities in 2018 (\$, exclusive of GST)

Name	State	Special Circumstances Funding	Indigenous Boarding Initiative	Additional funding for students with disability	ACT Adjustment assistance	Transition Assistance for low-growth government schools in 2018	Transition Assistance for system weighted average SES schools in 2018	Additional support for Northern Territory government schools	Additional assistance of system weighted benefit schools for 2019	Adjustment funding for low-growth non-government schools in 2019	Additional Assistance for 2016 census data arrangements	Local Schools Community Fund	Total Funding
Best-Practice Education Group Limited	ACT	0	0	0	24,023	0	0	0	0	0	0	0	24,023
Brindabella Christian Education Limited	ACT	0	0	0	662,105	0	0	0	0	0	0	0	662,105
Burgmann Anglican School	ACT	0	0	0	1,238,218	0	0	0	0	0	0	0	1,238,218
Canberra Girls Grammar School	ACT	0	0	0	291,508	0	0	0	0	0	0	0	291,508
Canberra Grammar School	ACT	0	0	0	1,067,228	0	0	0	0	0	0	0	1,067,228
Canberra Muslim Youth Incorporated	ACT	0	0	0	14,218	0	0	0	0	0	0	0	14,218
Canberra Rudolf Steiner School Association Incorporated	ACT	0	0	0	423,372	0	0	0	0	0	0	0	423,372
Trustees for Catholic Education Office Archdiocese of Canberra & Goulburn	ACT	0	0	0	2,848,083	0	4,951,917	0	0	0	0	0	7,800,000
Communities@Work Ltd	ACT	0	0	0	99,044	0	0	0	0	0	0	0	99,044
Covenant College Tuggeranong ACT Association Incorporated	ACT	0	0	0	27,561	0	0	0	0	0	0	0	27,561
Daramalan College	ACT	0	0	0	1,256,185	0	0	0	0	0	0	0	1,256,185
Emmaus Christian School Canberra Limited	ACT	0	0	0	202,102	0	0	0	0	0	0	0	202,102
Radford College Limited	ACT	0	0	0	1,356,928	0	0	0	0	0	0	0	1,356,928
Seventh-day Adventist Schools (South New South Wales) Limited	ACT	0	0	0	14,616	0	103,923	0	0	0	0	0	118,538
The Canberra Montessori Society INC	ACT	0	0	0	19,629	0	0	0	0	0	0	0	19,629
The Trustees of the Marist Brothers	ACT	0	0	0	1,288,162	0	0	0	0	0	0	0	1,288,162
Trinity Christian School Incorporated	ACT	0	0	0	245,874	0	0	0	0	0	0	0	245,874
Anglican Schools Corporation	NSW	0	0	0	0	0	12,761	0	0	0	0	0	12,761
Ascham School Ltd	NSW	0	0	0	0	11,336	0	0	0	0	0	0	11,336
Brigantine College, St Ives	NSW	0	0	0	0	501,575	0	0	0	0	0	0	501,575

Name	State	Special Circumstances Funding	Indigenous Boarding Initiative	Additional funding for students with disability	ACT Adjustment with assistance	Transition Assistance for low- growth non- government schools in 2018	Transition Assistance for system weighted average SES schools in 2018	Additional support for Northern Territory government schools in 2019	Additional assistance of system weighted benefit schools for 2019	Adjustment funding for low-growth non- government schools in 2019	Additional Assistance for 2016 census data arrangements	Local Schools Community Fund	Total Funding
Catholic Schools NSW Limited	NSW	0	0	0	0	0	11,027,628	0	0	0	0	0	11,027,628
Coffs Coast Education & Training Organisation	NSW	0	0	0	0	4,183	0	0	0	0	0	0	4,183
Council of Newington College	NSW	0	0	0	0	399,249	0	0	0	0	0	0	399,249
Covenant Christian School Association Ltd	NSW	0	0	0	0	211,521	0	0	0	0	0	0	211,521
Granbrook School	NSW	0	0	0	0	123,071	0	0	0	0	0	0	123,071
Currambena Ltd	NSW	0	0	0	0	38,789	0	0	0	0	0	0	38,789
Eastern Suburbs Montessori Association Limited	NSW	0	0	0	0	40,153	0	0	0	0	0	0	40,153
Employment and Training Australia Limited	NSW	0	0	0	0	92,783	0	0	0	0	0	0	92,783
Good Shepherd Australia New Zealand	NSW	0	0	0	0	7,026	0	0	0	0	0	0	7,026
Hills Montessori Society	NSW	0	0	0	0	65,754	0	0	0	0	0	0	65,754
Inner Sydney Montessori Association	NSW	0	0	0	0	13,927	0	0	0	0	0	0	13,927
Islamic Practice and Dawah Circle Incorporated	NSW	0	0	0	43,711	0	0	0	0	0	0	0	43,711
John Colet Schools	NSW	0	0	0	0	119,680	0	0	0	0	0	0	119,680
Kambala	NSW	0	0	0	0	95,818	0	0	0	0	0	0	95,818
Kingdom Culture Christian School Ltd	NSW	0	0	0	0	93,579	0	0	0	0	0	0	93,579
Loreto Kirribilli Limited	NSW	0	0	0	0	640,678	0	0	0	0	0	0	640,678
Loreto Normanhurst Limited	NSW	0	0	0	0	338,577	0	0	0	0	0	0	338,577
Macquarie Grammar School Limited	NSW	0	0	0	0	22,775	0	0	0	0	0	0	22,775
Masada College	NSW	0	0	0	0	2,387	0	0	0	0	0	0	2,387
Meriden School	NSW	0	0	0	0	246,028	0	0	0	0	0	0	246,028

Name	State	Special Circumstances Funding	Indigenous Boarding Initiative	Additional funding for students with disability	ACT Adjustment assistance	Transition Assistance for low-growth government schools in 2018	Transition Assistance for system weighted average SES schools in 2018	Additional support for Northern Territory government schools	Additional assistance of system weighted benefit schools for 2019	Adjustment funding for low-growth non-government schools in 2019	Additional Assistance for 2016 census data arrangements	Local Schools Community Fund	Total Funding
Monte Sant' Angelo Mercy College Limited	NSW	0	0	0	0	442,335	0	0	0	0	0	0	442,335
Mount St Benedict College	NSW	0	0	0	0	420,437	0	0	0	0	0	0	420,437
New Hope School Ltd	NSW	0	0	0	0	4,219	0	0	0	0	0	0	4,219
Northcross Limited	NSW	0	0	0	0	161,945	0	0	0	0	0	0	161,945
Northern Beaches Christian School	NSW	0	0	0	0	586,581	0	0	0	0	0	0	586,581
Oakhill College	NSW	0	0	0	0	490,649	0	0	0	0	0	0	490,649
Odyssey House NSW	NSW	0	0	0	0	8,031	0	0	0	0	0	0	8,031
Our Lady of Mercy College Parramatta	NSW	0	0	0	0	121,395	0	0	0	0	0	0	121,395
Pacific Coast Christian School Limited	NSW	0	0	0	0	14,420	0	0	0	0	0	0	14,420
Pacific Hills Christian Education Limited	NSW	0	0	0	0	44,191	0	0	0	0	0	0	44,191
Provincial of Order of Hermits of Saint Augustine In Australasia	NSW	0	0	0	0	419,327	0	0	0	0	0	0	419,327
Queenwood School for Girls LTD	NSW	0	0	0	0	20,511	0	0	0	0	0	0	20,511
Reddam House Limited	NSW	0	0	0	0	54,113	0	0	0	0	0	0	54,113
Rosebank College	NSW	0	0	0	0	261,814	0	0	0	0	0	0	261,814
S.C.E.G.S Darlinghurst Limited	NSW	0	0	0	0	40,494	0	0	0	0	0	0	40,494
Saint Ignatius' College Riverview Limited	NSW	0	0	0	0	306,658	0	0	0	0	0	0	306,658
Seventh-Day Adventist Schools (Greater Sydney) Limited	NSW	0	0	0	0	0	198,392	0	0	0	0	0	198,392
Seventh-Day Adventist Schools (North New South Wales) Limited	NSW	0	0	0	0	0	314,817	0	0	0	0	0	314,817
Skillset Senior College Ltd	NSW	0	0	0	0	0	5,181	0	0	0	0	0	5,181
Southern Highlands Association for Steiner Education Incorporated	NSW	0	0	0	0	38,956	0	0	0	0	0	0	38,956

Name	State	Special Circumstances Funding	Indigenous Boarding Initiative	Additional funding for students with disability	ACT Adjustment assistance	Transition Assistance for low-growth government schools in 2018	Transition Assistance for system weighted average SES schools in 2018	Additional support for Northern Territory government schools	Additional assistance of system weighted benefit schools in 2019	Adjustment funding for low-growth non-government schools in 2019	Additional Assistance for 2016 census data arrangements	Local Schools Community Fund	Total Funding
St Aloysius' College LTD	NSW	0	0	0	0	284,971	0	0	0	0	0	0	284,971
St Mary Star of the Sea College Limited	NSW	0	0	0	0	271,617	0	0	0	0	0	0	271,617
St Scholastica's College	NSW	0	0	0	0	172,259	0	0	0	0	0	0	172,259
St Vincent's College Limited	NSW	0	0	0	0	262,586	0	0	0	0	0	0	262,586
Stella Maris College	NSW	0	0	0	0	550,701	0	0	0	0	0	0	550,701
The Anglican School Googong	NSW	0	0	0	0	51,738	0	0	0	0	0	0	51,738
The Council of Abbotsleigh	NSW	0	0	0	0	44,321	0	0	0	0	0	0	44,321
The Council of Barker College	NSW	0	0	0	0	222,062	0	0	0	0	0	0	222,062
The Council of St Andrew's Cathedral School	NSW	0	0	0	0	1,105	0	0	0	0	0	0	1,105
The Council of St Catherine's School Waverley	NSW	0	0	0	0	276,757	0	0	0	0	0	0	276,757
The Council of the King's School	NSW	0	0	0	0	21,407	0	0	0	0	0	0	21,407
The International Grammar School Sydney LTD	NSW	0	0	0	0	20,651	0	0	0	0	0	0	20,651
The Manning Valley Anglican College Council	NSW	0	0	0	0	30,984	0	0	0	0	0	0	30,984
The Sutherland Shire Christian School Association Limited	NSW	0	0	0	0	106,753	0	0	0	0	0	0	106,753
The Trustees of the Sydney Grammar School	NSW	0	0	0	0	20,277	0	0	0	0	0	0	20,277
The Uniting Church in Australia Property Trust (NSW)	NSW	0	0	0	0	187,445	0	0	0	0	0	0	187,445
The William Branwhite Clarke College Council	NSW	0	0	0	0	277,516	0	0	0	0	0	0	277,516
Trustees of the Marist Brothers	NSW	0	0	0	0	214,580	0	0	0	0	0	0	214,580
Valley Hope School Ltd	NSW	0	0	0	0	2,259	0	0	0	0	0	0	2,259
Wenona School Ltd	NSW	0	0	0	0	90,774	0	0	0	0	0	0	90,774

Name	State	Special Circumstances Funding	Indigenous Boarding Initiative	Additional funding for students with disability	ACT Adjustment assistance	Transition Assistance for low-growth government schools in 2018	Transition Assistance for system weighted average SES schools in 2018	Additional support for Northern Territory government schools	Additional assistance of system weighted benefit schools for 2019	Adjustment funding for low-growth non-government schools in 2019	Additional Assistance for 2016 census data arrangements	Local Schools Community Fund	Total Funding
Catholic Church of the Diocese of Darwin Property Trust Inc	NT	0	0	0	0	0	114,998	0	0	0	0	0	114,998
Department of Education	NT	0	0	0	0	0	0	3,258,000	0	0	0	0	3,258,000
The Essington School Darwin Limited	NT	0	0	0	0	82,079	0	0	0	0	0	0	82,079
Blackall Range Independent School Association Inc	QLD	0	0	0	0	103,687	0	0	0	0	0	0	103,687
Board of Trustees of the Brisbane Grammar School	QLD	0	0	0	0	30,015	0	0	0	0	0	0	30,015
Brisbane Girls Grammar School	QLD	0	0	0	0	315,628	0	0	0	0	0	0	315,628
Cannon Hill Anglican College Pty Ltd	QLD	0	0	0	0	127,683	0	0	0	0	0	0	127,683
CHRISTIAN OUTREACH CENTRE	QLD	0	0	0	0	109,900	0	0	0	0	0	0	109,900
The Corporation of the Roman Catholic Bishops of Queensland	QLD	0	0	0	0	0	7,716,495	0	0	0	0	0	7,716,495
The Anglican School Commission (QLD)	QLD	0	0	0	0	0	91,025	0	0	0	0	0	91,025
Hillbrook Anglican School Limited	QLD	0	0	0	0	124,173	0	0	0	0	0	0	124,173
Lutheran Church of Australia Queensland District	QLD	0	0	0	0	0	812,520	0	0	0	0	0	812,520
Moreton Bay Brali Steiner School Association Inc.	QLD	0	0	0	0	72,194	0	0	0	0	0	0	72,194
Northside Christian College Ltd	QLD	0	0	0	0	160,401	0	0	0	0	0	0	160,401
Queensland Education & Cultural Foundation Limited	QLD	0	0	0	0	47,212	0	0	0	0	0	0	47,212
Seventh-Day Adventist Schools (Northern Australia) Limited	QLD	0	0	0	0	0	18,423	0	0	0	0	0	18,423
St Aidan's School Council Limited	QLD	0	0	0	0	18,120	0	0	0	0	0	0	18,120
The Montessori School Limited	QLD	0	0	0	0	39,030	0	0	0	0	0	0	39,030
Garden College	SA	0	0	0	0	46,903	0	0	0	0	0	0	46,903

Name	State	Special Circumstances Funding	Indigenous Boarding Initiative	Additional funding for students with disability	ACT Adjustment with assistance	Transition Assistance for low-growth government schools in 2018	Transition Assistance for system weighted average SES schools in 2018	Additional support for Northern Territory government schools	Additional assistance of system weighted benefit schools in 2019	Adjustment funding for low-growth non-government schools in 2019	Additional Assistance for 2016 census data arrangements	Local Schools Community Fund	Total Funding
Lutheran Education South Australia Northern Territory and Western Australia Incorporated	SA	0	0	0	0	0	616,540	0	0	0	0	0	616,540
South Australian Anglican Schools System Incorporated	SA	0	0	0	0	0	176,303	0	0	0	0	0	176,303
South Australian Commission for Catholic Schools Inc	SA	0	0	0	0	0	3,163,615	0	0	0	0	0	3,163,615
Specialised Assistance School for Youth (SASY) Ltd	SA	0	0	0	0	21,948	0	0	0	0	0	0	21,948
St John's Grammar School Inc	SA	0	0	0	0	40,245	0	0	0	0	0	0	40,245
Catholic Education Centre	TAS	0	0	0	0	0	752,204	0	0	0	0	0	752,204
Christian Schools Tasmania	TAS	0	0	0	0	29,036	0	0	0	0	0	0	29,036
Fusion Australia LTD	TAS	0	0	0	0	87,040	0	0	0	0	0	0	87,040
Al Siraat College Inc.	VIC	0	0	0	0	390,210	0	0	0	0	0	0	390,210
Catholic Education Commission of Victoria Limited	VIC	0	0	0	0	0	7,341,103	0	0	0	0	0	7,341,103
Cire Services Incorporated	VIC	0	0	0	0	281,428	0	0	0	0	0	0	281,428
Deutsche Schule Melbourne Inc.	VIC	0	0	0	0	24,599	0	0	0	0	0	0	24,599
Kilvington Grammar School Limited	VIC	0	0	0	0	82,342	0	0	0	0	0	0	82,342
Lauriston Girls' School	VIC	0	0	0	0	8,099	0	0	0	0	0	0	8,099
Lutheran Church of Australia Victorian District	VIC	0	0	0	0	0	163,119	0	0	0	0	0	163,119
Melbourne Grammar School	VIC	0	0	0	0	429,721	0	0	0	0	0	0	429,721
Mercy Education Limited	VIC	0	0	0	0	122,568	0	0	0	0	0	0	122,568
Mount Scopus Memorial College Limited	VIC	0	0	0	0	206,133	0	0	0	0	0	0	206,133
PARED VICTORIA LTD	VIC	0	0	0	0	85,190	0	0	0	0	0	0	85,190

Name	State	Special Circumstances Funding	Indigenous Boarding Initiative	Additional funding for students with disability	ACT Adjustment assistance	Transition Assistance for low-growth government schools in 2018	Transition Assistance for system weighted average SES schools in 2018	Additional support for Northern Territory government schools	Additional assistance of system weighted benefit schools for 2019	Adjustment funding for low-growth non-government schools in 2019	Additional Assistance for 2016 census data arrangements	Local Schools Community Fund	Total Funding
Penleigh and Essendon Grammar School	VIC	0	0	0	0	139,145	0	0	0	0	0	0	139,145
The Ivanhoe Girls' Grammar School	VIC	0	0	0	0	44,047	0	0	0	0	0	0	44,047
TOPP Schools Ltd	VIC	0	0	0	0	315	0	0	0	0	0	0	315
Trustees of Edmund Rice Education Australia	VIC	0	0	0	702,516	91,432	0	0	0	0	0	0	793,947
Trustees of the Christian Brothers	VIC	0	0	0	0	871,497	0	0	0	0	0	0	871,497
Ecumenical Schools Australia	VIC	0	0	0	0	0	353,260	0	0	0	0	0	353,260
Wesley College Melbourne	VIC	0	0	0	0	7,755	0	0	0	0	0	0	7,755
Bankia Montessori School Inc	WA	0	0	0	0	2,042	0	0	0	0	0	0	2,042
Catholic Education Commission of WA	WA	0	0	0	0	0	2,069,841	0	0	0	0	0	2,069,841
Christ Church Grammar School Incorporated	WA	0	0	0	0	41,810	0	0	0	0	0	0	41,810
Communicare Inc	WA	0	0	0	0	12,375	0	0	0	0	0	0	12,375
Spirit of Play Community School Inc	WA	0	0	0	0	65,191	0	0	0	0	0	0	65,191
St Stephen's School	WA	0	0	0	0	145,428	0	0	0	0	0	0	145,428
Swan Christian Education Association Inc.	WA	0	0	0	0	0	51,667	0	0	0	0	0	51,667
The Beehive Montessori School Inc	WA	0	0	0	0	9,772	0	0	0	0	0	0	9,772
TOTAL		0	0	0	11,825,083	14,137,302	40,050,551	3,258,000	0	0	0	0	69,270,934

Source: DESE (totals may not equal due to rounding as figures have been rounded to the nearest dollar)

Table B26: Financial assistance to state and territory governments in 2019 (\$, exclusive of GST)

State	Base	Students with disability	Aboriginal and Torres Strait Islander	Low English proficiency	Socio educational disadvantage	Location	Size	Special Circumstances Funding	Prescribed Circumstances Funding	Adjustments ¹⁶	Previous Legislation	Total Funding
ACT	94,941,076	9,406,899	1,043,891	146,929	6,036,567	2,040	869,220	0	0	-224,869	0	112,221,752
NSW	1,835,015,443	269,580,657	62,128,656	8,740,253	300,132,598	34,010,902	36,333,814	0	0	-12,416,665	0	2,533,525,659
NT	85,723,504	18,642,008	33,792,571	1,411,431	20,144,943	32,118,956	5,405,819	0	6,716,000	-2,412,830	0	201,542,400
QLD	1,286,266,220	159,193,676	60,535,706	2,706,673	214,706,970	60,069,233	21,097,866	0	0	-5,806,397	0	1,798,769,947
SA	374,127,008	68,358,221	10,398,720	745,031	64,202,239	18,041,458	9,335,460	0	0	-1,186,870	0	544,021,265
TAS	137,952,730	11,152,379	5,079,527	160,803	29,899,739	13,665,825	4,597,502	0	0	-471,741	0	202,036,763
VIC	1,389,164,479	221,260,136	8,744,263	7,958,150	202,810,280	12,938,070	26,184,461	0	0	-6,060,944	0	1,862,998,896
WA	579,083,115	53,069,369	23,242,989	1,369,219	86,994,199	34,815,005	11,880,102	0	0	-3,365,270	0	787,088,729
TOTAL	5,782,273,575	810,663,345	204,966,323	23,238,489	924,927,535	205,661,489	115,704,244	0	6,716,000	-31,945,586	0	8,042,205,411

Source: DESE (totals may not equal due to rounding as figures have been rounded to the nearest dollar)

¹⁶ Any payment adjustments to funding that have occurred for AAs are also reported. Payment adjustments are a result of changes to previous year/s entitlements due to changes in enrolment or other factors that determine the annual funding calculated for a school. Note that payment adjustments can apply to recurrent funding as well as special/prescribed circumstances funding.

Table B27: Total funding paid to approved authorities of non-government schools in 2019 (\$, exclusive of GST)

Name	State	Base	Students with disability	Aboriginal and Torres Strait Islander	Low English proficiency	Socio educational disadvantage	Location	Size	Special Circumstances Funding	Prescribed Circumstances Funding	Adjustments ¹⁷	Previous Legislation	Total Funding
Best-Practice Education Group Limited	ACT	318,613	217,249	1,563	0	1,748	0	128,710	0	28,868	0	0	696,751
Brindabella Christian Education Limited	ACT	5,434,962	797,048	17,182	7,434	176,465	0	0	0	657,911	0	0	7,091,002
Burgmann Anglican School	ACT	8,711,204	285,510	25,008	3,771	188,471	0	0	0	1,134,127	0	0	10,348,091
Canberra Girls Grammar School	ACT	2,715,246	153,777	37,618	0	49,922	0	0	0	142,602	-203,537	0	2,895,628
Canberra Grammar School	ACT	4,310,207	1,532,761	32,331	0	134,357	0	0	0	394,500	0	0	6,404,156
Canberra Muslim Youth Incorporated	ACT	427,592	0	0	0	17,292	0	149,280	0	30,008	0	0	624,172
Canberra Rudolf Steiner School Association Incorporated	ACT	2,868,185	169,960	37,368	0	99,230	0	0	0	247,870	0	0	3,422,613
Communities@Work Ltd	ACT	516,261	446,308	67,437	0	222,509	0	115,176	0	168,820	0	0	1,536,511
Covenant College Tuggeranong ACT Association Incorporated	ACT	890,006	77,711	19,521	0	78,752	0	172,560	0	65,250	0	0	1,303,800
Daramalan College	ACT	8,416,819	1,090,577	42,034	12,961	659,608	0	0	0	1,235,694	0	0	11,457,693
Emmaus Christian School Canberra Limited	ACT	1,663,610	254,617	29,627	1,029	39,071	0	190,922	0	296,867	0	0	2,475,743
Radford College Limited	ACT	7,299,115	550,435	41,058	5,132	111,850	0	0	0	1,526,593	0	0	9,534,183
Seventh-day Adventist Schools (South New South Wales) Limited	ACT	2,989,537	219,408	201,626	5,446	594,985	172,681	421,802	0	194,022	0	0	4,799,507
The Canberra Montessori Society INC	ACT	240,191	99,833	1,971	0	2,241	0	154,717	0	9,159	0	0	508,112
The Trustees of the Marist Brothers	ACT	8,671,170	3,065,451	44,767	2,978	314,575	0	0	0	982,041	0	0	13,080,982
Trinity Christian School Incorporated	ACT	5,231,862	958,070	46,572	4,859	221,040	0	0	0	796,744	0	0	7,259,147

¹⁷ Any payment adjustments to funding that have occurred for AAs are also reported. Payment adjustments are a result of changes to previous year/s entitlements due to changes in enrolment or other factors that determine the annual funding calculated for a school. Note that payment adjustments can apply to recurrent funding as well as special/prescribed circumstances funding.

Name	State	Base	Students with disability	Aboriginal and Torres Strait Islander	Low English proficiency	Socio educational disadvantage	Location	Size	Special Circumstances Funding	Prescribed Circumstances Funding	Adjustments ¹⁷	Previous Legislation	Total Funding
Trustees for Catholic Education Office Archdiocese of Canberra & Goulburn	ACT	88,569,843	23,634,709	1,155,460	111,340	9,499,066	0	1,582,281	0	11,399,191	-14,922	0	135,936,968
Al Amanah College Ltd	NSW	7,714,267	106,257	0	127,114	1,108,589	0	0	0	0	0	0	9,056,227
Al Faisal College Limited	NSW	28,541,662	79,647	0	368,375	3,714,055	0	0	0	0	0	0	32,703,739
Al Sadiq College Incorporated	NSW	5,110,006	450,202	0	58,481	1,741,092	0	0	0	0	0	0	7,359,781
Al Zahra College Limited	NSW	3,606,693	221,762	0	45,082	930,202	0	0	0	7,694	0	0	4,811,433
Al-Hikma College Ltd	NSW	2,896,972	0	0	4,377	266,287	0	0	0	0	0	0	3,167,636
Al-Noori Muslim School LTD	NSW	15,725,547	0	0	84,219	967,019	0	0	0	0	0	0	16,776,785
Alpha Omega Senior College Ltd	NSW	5,012,316	92,107	4,366	51,237	367,681	0	193,541	0	326,766	0	0	6,048,014
Amity College Australia Limited	NSW	16,011,327	539,335	0	77,840	982,508	0	0	0	0	0	0	17,611,010
Ananda Marga Pracaraka Samgha LTD	NSW	305,975	40,027	7,149	0	10,047	0	136,629	0	2,088	0	0	501,915
Anglican Schools Corporation	NSW	97,866,838	4,886,156	541,123	71,355	6,977,353	514,376	188,743	0	772,945	-319,199	0	111,499,690
Arden Anglican School Council	NSW	2,626,368	415,418	1,989	97,980	412,485	0	0	0	82,445	0	0	3,636,685
Arkana College Limited	NSW	1,380,316	6,984	7,294	4,458	788,19	0	121,940	0	0	0	0	1,599,811
Armenian General Benevolent Union School Inc	NSW	259,156	42,679	0	17,344	164,077	0	134,071	0	0	0	0	617,327
Ascham School Ltd	NSW	2,773,129	106,320	19,473	215,749	495,126	0	0	0	93,233	-11,336	0	3,691,694
Assyrian Christian Schools Limited	NSW	12,542,924	480,256	0	63,769	2,712,712	0	51,517	0	0	-635,767	0	15,215,411
Australian Christian College - Darling Downs Ltd	NSW	305,063	16,770	0	0	394,20	0	140,666	0	22,093	0	0	524,012
Australian Christian College - Hume Ltd	NSW	325,310	38,716	9,281	0	72,156	10,808	126,669	0	0	0	0	582,940
Australian Christian College - Marsden Park Ltd	NSW	4,083,761	166,629	75,637	0	461,605	0	0	0	0	0	0	4,787,632

Name	State	Base	Students with disability	Aboriginal and Torres Strait Islander	Low English proficiency	Socio educational disadvantage	Location	Size	Special Circumstances Funding	Prescribed Circumstances Funding	Adjustments ¹⁷	Previous Legislation	Total Funding
Australian Christian College - Singleton Ltd	NSW	1,324,610	116,256	31,941	0	182,089	0	144,584	0	9,892	0	0	1,809,372
Australian Christian College - Southlands Ltd	NSW	2,463,479	415,918	23,587	759	396,193	430,930	20,549	0	0	0	0	3,751,415
Australian Christian College - Tasmania Ltd	NSW	793,123	45,269	27,993	14,488	270,524	120,664	143,261	0	0	0	0	1,415,322
Australian International Academy of Education Limited	NSW	3,867,863	41,660	0	32,045	212,711	0	31,063	0	0	0	0	4,185,342
Australian Islamic College of Sydney	NSW	9,743,729	24,741	3,698	125,586	1,036,126	0	0	0	0	0	0	10,933,880
Australian Performing Arts Grammar School Limited	NSW	840,629	0	12,549	0	25,285	0	208,219	0	24,468	0	0	1,111,150
Australian Turkish Maarif Foundation Limited	NSW	579,854	0	1,942	0	0	0	143,102	0	0	0	0	724,898
Autism Spectrum Australia (ASPECT)	NSW	6,231,985	17,746,665	78,147	3,392	2,690,442	0	815,907	0	0	0	0	27,566,538
Avalon Montessori Association	NSW	197,356	0	0	0	4,635	0	135,780	0	15,831	0	0	353,602
Ballina Christian Education Association Ltd	NSW	1,821,567	42,907	22,827	1,863	171,267	0	162,108	0	67,817	0	0	2,290,356
Bellfield Group Limited	NSW	5,028,686	359,858	0	49,512	972,801	0	0	0	0	0	0	6,410,857
Belmont Christian College Limited	NSW	4,800,186	310,072	23,286	3,778	341,789	0	0	0	35,696	0	0	5,514,807
Berakah Christian Education LTD	NSW	4,207,825	375,715	161,006	0	379,632	416,177	0	0	0	0	0	5,540,355
Berowra Christian Community School Limited	NSW	231,034	86,188	0	0	14,143	0	127,502	0	3,332	0	0	462,199
Bethel Christian School Limited	NSW	1,718,444	1,055,431	8,293	17,853	351,604	0	137,692	0	0	0	0	3,289,317
Biala Support Services Ltd	NSW	200,977	458,004	16,078	0	86,621	0	60,607	0	0	0	0	822,287
Bishop Druitt College Incorporated	NSW	8,236,768	371,096	100,541	27,844	367,352	630,592	0	0	0	0	0	9,734,193
Bishop Tyrrell Anglican College	NSW	5,934,402	482,002	58,270	1,533	337,935	0	0	0	78,950	0	0	6,893,092

Name	State	Base	Students with disability	Aboriginal and Torres Strait Islander	Low English proficiency	Socio educational disadvantage	Location	Size	Special Circumstances Funding	Prescribed Circumstances Funding	Adjustments ¹⁷	Previous Legislation	Total Funding
Blacktown Youth College Incorporated	NSW	786,666	544,851	71,380	1,967	356,261	0	158,970	0	59,760	0	0	1,979,855
Blue Mountains Christian Education Association Limited	NSW	1,483,286	234,203	24,246	4,857	223,307	0	175,160	0	0	0	0	2,145,058
Blue Mountains Grammar School LTD	NSW	3,565,647	540,741	0	1,446	74,895	0	57,361	0	0	-5,684	0	4,234,406
Blue Mountains Waldorf School Limited	NSW	430,574	71,482	14,413	0	25,457	0	112,500	0	0	0	0	654,426
Boys' Town Engadine	NSW	511,398	870,350	2,725	0	220,412	0	113,186	0	3,211	0	0	1,721,282
Brightwaters Christian College Limited	NSW	170,954	25,045	0	0	24,031	0	110,943	0	0	0	0	330,973
Brigline College, St Ives	NSW	4,486,530	279,039	0	0	155,421	0	0	0	649,427	0	0	5,570,417
Burrabidine Christian Community School Incorporated	NSW	199,007	63,423	10,507	0	40,974	36,731	122,570	0	0	-347,121	0	126,091
Byron Community Primary School INC	NSW	684,498	24,842	1,659	0	26,514	0	124,762	0	0	0	0	862,275
Calrossy Anglican School	NSW	7,112,736	283,924	86,914	0	401,870	481,557	0	0	0	0	0	8,367,001
Cameragal Montessori School	NSW	65,232	0	0	0	0	0	116,897	0	25,443	0	0	207,572
Campbelltown Anglican Schools Council	NSW	11,284,871	289,715	47,780	3,343	529,973	0	0	0	240,075	0	0	12,395,757
Cape Byron Rudolf Steiner School Limited	NSW	2,897,670	28,485	16,887	0	185,053	0	136,948	0	0	0	0	3,265,043
Catholic Schools NSW Limited	NSW	1,597,825,633	188,788,634	21,910,572	4,423,573	186,595,342	32,939,072	36,335,270	0	37,499,367	-1,361,269	0	2,104,956,194
Cedars Christian College Ltd	NSW	4,773,563	193,807	25,314	13,443	345,977	0	0	0	0	0	0	5,352,104
Central Coast Grammar School Ltd	NSW	8,755,821	237,833	21,476	7,282	130,853	0	0	0	0	0	0	9,153,265
Central Coast Sports College Ltd	NSW	3,466,002	135,147	81,218	0	442,210	0	183,939	0	0	-10,891	0	4,297,625
Central Coast Steiner School Limited	NSW	1,984,585	155,620	11,399	3,742	118,869	0	148,798	0	0	0	0	2,423,013

Name	State	Base	Students with disability	Aboriginal and Torres Strait Islander	Low English proficiency	Socio educational disadvantage	Location	Size	Special Circumstances Funding	Prescribed Circumstances Funding	Adjustments ¹⁷	Previous Legislation	Total Funding
Central West Leadership Academy Limited	NSW	276,818	0	5,052	0	8,066	42,598	165,154	0	77,629	0	0	575,317
Chevalier College Limited	NSW	7,734,850	163,686	43,308	5,654	606,887	0	0	0	0	0	0	8,554,385
Christadelphian Heritage College Incorporated	NSW	1,966,433	126,103	25,721	0	395,493	0	171,787	0	50,730	0	0	2,736,267
Christadelphian Heritage College Sydney Ltd	NSW	1,837,793	105,411	3,880	14,065	320,418	0	168,919	0	13,417	0	0	2,463,903
Christian Community School Limited	NSW	5,292,432	399,559	1,966	44,466	632,571	0	0	0	0	0	0	6,370,994
Christian Education Foundation Limited	NSW	4,991,097	954,301	45,549	7,232	460,980	0	0	0	29,126	0	0	6,488,285
Chrysalis School for Rudolf Steiner Education LTD	NSW	1,337,937	163,958	16,457	0	114,785	350,148	140,531	0	0	0	0	2,123,816
Clarence Valley Anglican School Council	NSW	2,843,691	249,739	71,058	2,971	323,973	221,704	177,825	0	0	0	0	3,890,961
COAS.IT: Italian Association of Assistance	NSW	339,407	37,976	3,529	0	6,459	0	124,766	0	0	0	0	512,137
Coffs Coast Education & Training Organisation	NSW	423,245	185,357	21,602	0	182,419	35,335	120,369	0	2,947	-177,680	0	793,593
Coffs Harbour Bible Church Incorporated	NSW	184,264	22,064	0	0	18,245	19,846	100,577	0	7,225	0	0	352,221
Coffs Harbour Christian Community School LTD	NSW	7,430,389	622,769	43,775	42,931	761,211	684,067	0	0	0	0	0	9,585,142
Condell Park Christian School Inc	NSW	740,714	44,227	0	3,652	31,020	0	161,534	0	0	0	0	981,147
Coogee Boys Preparatory School Pty Ltd	NSW	514,622	725	0	0	12,889	0	145,872	0	0	0	0	674,107
Coptic Orthodox Church (NSW) Property Trust	NSW	5,309,450	394,160	0	3,271	192,839	0	0	0	0	0	0	5,899,720
Cornerstone Community	NSW	174,989	8,511	5,041	0	36,029	30,624	91,928	0	0	0	0	347,121
Council of Newington College	NSW	7,563,294	232,891	10,770	162,212	554,812	0	0	0	0	0	0	8,523,979
Covenant Christian School Association Ltd	NSW	5,376,429	503,805	22,507	1,548	122,081	0	0	0	158,672	0	0	6,185,042

Name	State	Base	Students with disability	Aboriginal and Torres Strait Islander	Low English proficiency	Socio educational disadvantage	Location	Size	Special Circumstances Funding	Prescribed Circumstances Funding	Adjustments ¹⁷	Previous Legislation	Total Funding
Cranbrook School	NSW	3,342,038	349,162	16,237	2,172	55,017	0	0	0	5,264	0	0	3,769,890
Currambena Ltd	NSW	170,179	0	4,152	0	15,806	0	147,455	0	1,006	0	0	338,598
Currawah Aboriginal Education Centre Aboriginal Corporation	NSW	98,102	172,454	106,636	8,829	45,274	144,955	103,673	0	0	0	0	679,922
Deniliquin Christian School Incorporated	NSW	416,570	150,139	28,287	0	59,526	54,797	150,867	0	0	0	0	860,186
Eastern Suburbs Montessori Association Limited	NSW	211,081	93,837	0	0	2,682	0	164,787	0	99,811	0	0	572,198
Elonera Limited	NSW	965,785	173,073	5,546	0	12,157	0	148,485	0	0	0	0	1,305,046
Elouera Association Incorporated	NSW	236,036	635,227	3,595	0	101,732	16,199	78,952	0	0	0	0	1,071,741
Emanuel School	NSW	2,266,801	636,214	0	878	30,042	0	0	0	0	0	0	2,933,935
Emmanuel Anglican College Council	NSW	5,631,028	343,853	39,169	0	192,629	0	0	0	36,192	0	0	6,242,871
Employment and Training Australia Limited	NSW	1,946,712	135,439	61,276	0	839,033	0	238,339	0	19,414	0	0	3,240,213
Georges River Grammar School LTD	NSW	6,883,629	658,864	20,028	10,358	306,402	0	0	0	0	-18,935	0	7,860,346
German School Johannes Gutenberg	NSW	785,781	260,880	0	5,052	11,853	0	159,071	0	0	0	0	1,222,637
Giant Steps Sydney Limited	NSW	524,974	1,441,607	4,302	0	226,264	0	110,305	0	0	0	0	2,307,452
Glenaeon Rudolf Steiner School Limited	NSW	949,750	100,025	2,070	2,034	42,558	0	119,698	0	43,328	0	0	1,259,463
Good Shepherd Australia New Zealand	NSW	681,164	392,552	35,133	5,048	293,582	0	145,400	0	7,872	-7,026	0	1,553,725
Greek Orthodox Church & Community Bankstown & District St Euphemia Ltd.	NSW	4,632,239	82,892	0	0	757,326	0	0	0	0	0	0	5,472,457
Greek Orthodox Parish & Community of Belmore & District All Saints Limited	NSW	3,757,119	184,099	0	13,559	327,054	0	0	0	19,486	0	0	4,301,317
Green Point Christian College Limited	NSW	6,737,930	634,495	37,286	1,272	368,237	0	0	0	0	0	0	7,779,220

Name	State	Base	Students with disability	Aboriginal and Torres Strait Islander	Low English proficiency	Socio educational disadvantage	Location	Size	Special Circumstances Funding	Prescribed Circumstances Funding	Adjustments ¹⁷	Previous Legislation	Total Funding
Greenacre Baptist Christian Community School Limited	NSW	2,690,568	134,473	14,259	9,793	174,251	0	138,944	0	0	0	0	3,162,288
Hamazkaine - Arshak and Sophie Galstaun College Limited	NSW	2,399,621	105,369	0	14,319	274,017	0	167,249	0	0	0	0	2,960,575
Hastings Association for Christian Education Ltd	NSW	3,059,822	388,089	120,992	0	429,138	156,507	134,233	0	174,353	0	0	4,463,134
Hawkesbury Independent School INC	NSW	337,047	37,028	1,768	0	33,716	0	126,941	0	4,735	0	0	541,235
Highfields Preparatory and Kindergarten School Limited	NSW	181,864	72,328	0	0	3,249	0	164,825	0	132,382	0	0	554,648
Hillis Montessori Society	NSW	49,718	13,468	0	94	8,335	0	126,071	0	1,638	0	0	199,324
HopePoint Christian School Limited	NSW	1,029,011	7,114	3,638	3,224	114,719	0	133,558	0	34,867	0	0	1,326,131
Howayek Providence Ltd	NSW	9,678,807	260,401	0	747,232	3,440,011	0	0	0	-10,474,780	0	0	3,651,671
Hunter Christian School Limited	NSW	2,669,958	408,955	32,493	4,577	298,047	0	174,703	0	33,220	0	0	3,621,954
Hunter Trade College Ltd	NSW	2,085,364	50,581	52,614	0	440,984	0	197,974	0	0	0	0	2,827,517
Hunter Valley Grammar School	NSW	8,308,956	198,641	81,418	1,577	274,897	0	0	0	148,545	0	0	9,014,034
Illawarra Association for Christian Parent Controlled Education	NSW	7,144,086	288,035	34,007	16,569	458,050	0	191,375	0	97,060	0	0	8,229,182
Inaburra School Limited	NSW	5,813,159	759,207	8,864	1,654	259,044	0	0	0	0	0	0	6,841,928
Inner Sydney Montessori Association	NSW	461,563	452,582	0	0	4,190	0	196,724	0	24,329	-13,927	0	1,125,461
International Chinese School Limited	NSW	67,876	0	0	265	23,587	0	133,799	0	23,893	0	0	249,420
International Society for Krishna Consciousness Incorporation	NSW	999,491	97,305	31,048	0	92,436	0	170,731	0	0	0	0	1,391,011
Irfan College Limited	NSW	2,152,732	39,359	0	27,483	419,652	0	164,322	0	58,507	0	0	2,862,055
Islamic Practice and Dawah Circle Incorporated	NSW	1,198,047	29,234	0	815	88,153	0	127,530	0	45,611	0	0	1,489,390

Name	State	Base	Students with disability	Aboriginal and Torres Strait Islander	Low English proficiency	Socio educational disadvantage	Location	Size	Special Circumstances Funding	Prescribed Circumstances Funding	Adjustments ¹⁷	Previous Legislation	Total Funding
John Cole Schools	NSW	977,523	80,782	0	1,913	3,790	0	125,302	0	15,642	0	0	1,204,952
Kamaroi Rudolf Steiner School Limited	NSW	649,026	55,734	0	0	35,509	0	131,182	0	38,638	0	0	910,089
Kambala	NSW	2,217,647	153,467	19,230	0	46,023	0	0	0	43,969	0	0	2,480,336
Kesser Torah College Limited	NSW	2,721,361	215,451	0	1,694	191,447	0	113,401	0	0	0	0	3,243,354
Kiama Community College Incorporated	NSW	330,693	203,547	52,376	0	0	0	78,441	0	0	0	0	665,057
Kincoppal - Rose Bay School Limited	NSW	2,458,970	183,052	18,298	0	41,924	0	0	0	218,630	0	0	2,920,874
Kindlehill Ltd	NSW	875,096	83,547	72,859	0	34,547	0	153,470	0	0	0	0	1,219,519
Kingdom Culture Christian School Ltd	NSW	454,556	28,982	0	0	23,083	0	151,281	0	53,943	0	0	711,845
Kinma Limited	NSW	341,435	29,082	0	0	8,028	0	121,327	0	1,475	0	0	501,347
Koinonia Christian Academy Inc School	NSW	88,593	50,175	22,003	0	40,662	150,958	104,753	0	1,638	0	0	458,782
Korowal School Limited	NSW	1,531,352	321,238	17,793	0	100,903	0	172,154	0	0	0	0	2,143,440
Lakes Grammar An Anglican School Board	NSW	7,676,024	502,549	81,529	8,767	554,273	0	0	0	0	0	0	8,823,142
Liberty Church Inc	NSW	327,826	10,853	170,702	0	146,829	25,793	117,228	0	0	0	0	799,231
Lindfield Montessori Society Incorporated	NSW	3,830	0	0	15	1,331	0	20,130	0	0	0	0	25,306
Lindisfarne Anglican School	NSW	10,191,455	268,503	16,883	7,951	376,254	0	0	0	0	0	0	10,861,046
Linuwel School Ltd	NSW	1,804,155	255,063	32,130	2,481	137,456	0	156,721	0	0	0	0	2,388,006
Liverpool/Campbelltown Christian School Ltd	NSW	8,351,144	1,551,047	23,526	20,046	442,477	0	0	0	0	0	0	10,388,240
Loreto Kirribilli Limited	NSW	5,086,851	1,073,817	9,300	0	69,376	0	0	0	324,229	0	0	6,563,573
Loreto Normanhurst Limited	NSW	4,967,425	115,723	49,514	0	108,093	0	0	0	193,074	0	0	5,433,829
Lorien Novalis School for Rudolf Steiner Education Ltd	NSW	1,313,057	126,627	5,505	0	77,277	0	153,838	0	0	0	0	1,676,304

Name	State	Base	Students with disability	Aboriginal and Torres Strait Islander	Low English proficiency	Socio educational disadvantage	Location	Size	Special Circumstances Funding	Prescribed Circumstances Funding	Adjustments ¹⁷	Previous Legislation	Total Funding
Lycee Condorcet - the French School of Sydney Limited	NSW	3,332,247	202,455	2,090	17,567	51,877	0	0	0	2,562	0	0	3,608,797
Macarthur Anglican School	NSW	5,857,301	306,714	10,856	13,611	280,983	0	0	0	16,973	0	0	6,486,438
Macleay Valley Workplace Learning Centre Incorporated	NSW	889,910	1,300,911	642,731	0	405,955	96,467	157,015	0	0	0	0	3,492,989
Macquarie Grammar School Limited	NSW	82,385	0	0	0	96,742	0	60,729	0	9,332	-66,812	0	182,376
Macquarie University	NSW	302,607	589,286	0	0	130,423	0	108,432	0	0	0	0	1,130,748
Maitland Christian School Limited	NSW	3,517,470	646,339	27,512	6,799	401,656	0	26,236	0	73,767	0	0	4,699,779
Malek Fahd Islamic School Limited	NSW	23,367,958	286,884	0	128,520	1,710,249	0	0	0	0	0	0	25,493,611
Manly Warringah Montessori Society	NSW	149,845	18,409	0	0	37,671	0	138,238	0	0	0	0	344,163
Margaret Jurd College (NSW) Limited	NSW	843,731	1,504,186	71,776	2,480	363,648	0	174,291	0	571,088	0	0	3,531,200
Marist Youth Care Limited	NSW	253,658	562,107	26,787	0	109,327	0	62,250	0	0	0	0	1,014,129
Masada College	NSW	1,026,958	822,624	0	4,262	39,478	0	142,472	0	17,566	0	0	2,053,360
Mater Dei School	NSW	1,258,089	2,115,439	3,766	6,831	542,236	0	162,045	0	0	0	0	4,088,406
Medowie Christian School Limited	NSW	3,437,808	786,021	45,374	3,952	468,330	0	24,006	0	21,984	0	0	4,787,475
Melkite Catholic Eparchy Corporation	NSW	2,010,540	215,661	0	24,060	371,582	0	54,198	0	0	0	0	2,676,041
Meriden School	NSW	6,229,111	79,965	24,554	14,767	62,198	0	0	0	36,901	0	0	6,447,496
Mid North Coast Community College Limited	NSW	310,773	682,634	50,231	0	133,943	17,406	82,241	0	0	-698,337	0	578,891
Minimbah Preschool, Primary School Aboriginal Corporation Incorporated	NSW	318,949	142,222	382,739	28,706	153,753	36,827	114,313	0	0	0	0	1,177,509
Moama Anglican Grammar Ltd	NSW	5,925,463	371,595	10,142	0	423,367	143,835	0	0	0	0	0	6,874,402

Name	State	Base	Students with disability	Aboriginal and Torres Strait Islander	Low English proficiency	Socio educational disadvantage	Location	Size	Special Circumstances Funding	Prescribed Circumstances Funding	Adjustments ¹⁷	Previous Legislation	Total Funding
Monte Sant' Angelo Mercy College Limited	NSW	5,479,262	115,808	4,699	2,466	105,382	0	0	0	585,685	0	0	6,293,302
Moree Christian School INC	NSW	842,873	14,354	49,879	918	106,007	232,550	167,932	0	0	0	0	1,414,513
Moriah War Memorial College Association	NSW	2,767,396	1,647,343	0	0	140,247	0	0	0	275,385	0	0	4,830,371
Mosman Church of England Preparatory School Limited	NSW	478,482	63,268	0	1,220	6,812	0	0	0	45,155	0	0	594,937
Mount Annan Christian College Ltd	NSW	3,354,437	377,981	14,417	0	390,377	0	28,444	0	0	0	0	4,165,656
Mount Sinai College	NSW	905,774	729,260	0	0	18,894	0	29,030	0	0	-11,948	0	1,671,010
Mount St Benedict College	NSW	7,111,976	926,756	12,357	5,583	283,079	0	0	0	331,974	0	0	8,671,725
Mumbulla School for Rudolf Steiner Education Limited	NSW	1,282,419	118,687	11,833	0	58,365	224,913	132,180	0	0	0	0	1,828,397
Nambucca Valley Christian Community School	NSW	2,175,664	163,468	65,558	1,378	327,163	272,750	166,544	0	0	0	0	3,172,525
Namoi Valley Christian School INC	NSW	455,049	161,414	119,447	0	153,221	152,349	150,441	0	468	0	0	1,192,389
NEGS Limited	NSW	1,725,562	74,869	51,130	1,468	200,842	209,676	172,422	0	17,636	0	0	2,453,605
Nepean District Christian Education Association LTD	NSW	3,296,943	297,923	20,134	0	442,468	0	30,679	0	0	0	0	4,088,147
New Hope School Ltd	NSW	325,970	518,559	6,943	0	140,493	0	89,340	0	42,646	-4,219	0	1,119,732
Newcastle Grammar School Limited	NSW	4,597,590	389,583	15,028	0	53,703	0	0	0	95,299	0	0	5,151,203
Newcastle Waldorf School Ltd	NSW	1,262,841	217,842	29,121	2,826	100,821	0	138,147	0	35,023	0	0	1,786,621
NGARUKI GULGUL LIMITED	NSW	574,926	289,637	72,412	0	247,793	0	123,300	0	235,051	0	0	1,543,119
Northcross Limited	NSW	1,900,308	88,033	0	3,764	20,186	0	0	0	6,494	0	0	2,018,785
Northern Beaches Christian School	NSW	7,563,648	436,343	6,634	6,457	260,718	0	0	0	493,408	0	0	8,767,208
Northern Beaches Montessori Association	NSW	39,007	0	0	47	4,171	0	63,090	0	0	0	0	106,315

Name	State	Base	Students with disability	Aboriginal and Torres Strait Islander	Low English proficiency	Socio educational disadvantage	Location	Size	Special Circumstances Funding	Prescribed Circumstances Funding	Adjustments ¹⁷	Previous Legislation	Total Funding
Northholm Grammar School Ltd	NSW	1,678,468	185,284	4,092	0	92,358	0	189,639	0	35,599	0	0	2,185,440
Northside Montessori Society	NSW	207,273	279,434	0	0	12,541	0	156,263	0	2,695	-4,062	0	654,144
Norwest Christian College Limited	NSW	4,765,230	478,156	5,898	10,484	266,733	0	0	0	0	0	0	5,526,501
Nowra Baptist Church Christian Community School Ltd	NSW	3,570,136	249,532	26,401	0	299,512	0	50,227	0	0	0	0	4,195,808
Oakhill College	NSW	10,916,688	412,132	58,564	11,936	708,937	0	0	0	530,939	0	0	12,639,196
Odyssey House NSW	NSW	1,373,894	2,569,980	30,166	1,098	591,717	0	241,384	0	1,226	0	0	4,808,465
OneSchool Global NSW	NSW	8,249,098	404,382	0	0	2,522,600	0	0	0	0	0	0	11,176,080
Orange Christian Schools Ltd	NSW	2,626,514	61,569	43,682	0	263,690	64,103	149,900	0	2,657	0	0	3,212,115
Our Lady of Mercy College Parramatta	NSW	7,297,876	198,043	9,396	22,287	334,368	0	0	0	179,825	0	0	8,041,795
Oxford Falls Grammar School Limited	NSW	4,902,510	725,253	2,133	0	153,846	0	0	0	0	0	0	5,783,742
Oxley College Limited	NSW	4,768,697	258,981	8,642	0	85,887	0	0	0	0	0	0	5,122,207
Pacific Brook Christian School Ltd	NSW	312,905	0	14,124	0	61,730	11,877	114,224	0	113,467	-56,407	0	571,920
Pacific Coast Christian School Limited	NSW	3,729,658	1,920,227	260,620	3,485	899,889	0	387,007	0	113,498	-14,420	0	7,299,965
Pacific Hills Christian Education Limited	NSW	6,552,273	541,703	27,890	0	303,466	0	0	0	86,198	-44,191	0	7,467,339
Pacific Valley Christian School Ltd	NSW	2,733,530	518,104	82,285	942	501,556	208,517	170,692	0	0	0	0	4,215,626
Pal Buddhist School Limited	NSW	846,871	129,808	0	13,569	102,327	0	197,834	0	20,923	0	0	1,311,332
PARED Ltd	NSW	10,478,953	398,865	21,137	18,097	527,757	0	294,475	0	95,283	0	0	11,834,567
Parke's Christian School Limited	NSW	1,970,045	143,833	40,721	0	334,319	287,242	182,784	0	159,995	0	0	3,118,939
Penrith Christian School	NSW	5,767,154	290,735	53,600	4,658	856,794	0	0	0	0	0	0	6,972,941

Name	State	Base	Students with disability	Aboriginal and Torres Strait Islander	Low English proficiency	Socio educational disadvantage	Location	Size	Special Circumstances Funding	Prescribed Circumstances Funding	Adjustments ¹⁷	Previous Legislation	Total Funding
Port Macquarie Community College Incorporated	NSW	233,080	252,392	37,673	0	100,457	13,055	61,681	0	0	0	0	698,337
Port Macquarie Steiner Limited	NSW	158,633	20,871	14,592	0	18,711	14,295	143,102	0	44,754	0	0	414,958
Provincial of Order of Hermits of Saint Augustine In Australasia	NSW	7,782,302	725,539	28,017	4,204	305,774	0	0	0	329,901	0	0	9,175,737
Queenwood School for Girls LTD	NSW	2,264,271	248,526	0	0	90,982	0	0	0	248,100	-5,244	0	2,846,635
Rainbow Ridge School for Steiner Education Limited	NSW	776,498	82,913	6,163	0	57,171	39,632	146,041	0	0	0	0	1,108,418
Reddam House Limited	NSW	3,650,269	12,967	0	1,999	56,389	0	0	0	24,358	0	0	3,745,981
Redeemer Baptist School Ltd	NSW	2,833,170	493,993	8,205	20,239	84,271	0	15,381	0	0	0	0	3,455,259
Redfern Jarjum College Ltd	NSW	139,429	281,298	167,315	12,549	68,352	0	137,423	0	0	0	0	806,366
Rissalah College Ltd	NSW	4,330,032	73,326	0	47,437	547,371	0	0	0	0	0	0	4,998,166
Rosebank College	NSW	10,800,229	614,879	15,223	17,997	647,172	0	0	0	330,086	0	0	12,425,586
Royal Institute for Deaf and Blind Children	NSW	677,945	1,823,410	0	0	298,622	0	318,641	0	0	0	0	3,118,618
S.C.E.G.S Darlinghurst Limited	NSW	1,992,302	143,477	29,796	1,096	15,233	0	0	0	70,756	0	0	2,252,660
Saint Ignatius' College Riverview Limited	NSW	4,596,014	1,016,875	88,743	7,811	119,555	0	0	0	55,640	0	0	5,884,638
Saint Mary MacKillop College Albury Limited	NSW	1,393,581	76,577	0	0	113,121	0	155,999	0	0	0	0	1,739,278
Saint Mary MacKillop Colleges Limited	NSW	1,058,636	37,410	0	4,360	79,303	5,028	158,458	0	9,764	0	0	1,352,959
Salamah College Limited	NSW	8,781,039	21,959	3,539	229,087	2,481,189	0	0	0	0	-135,741	0	11,381,072
Santa Sabina College LTD	NSW	5,936,594	321,724	1,924	20,488	149,528	0	0	0	0	0	0	6,430,258
Sapphire Coast Anglican College	NSW	2,434,141	331,893	14,305	0	262,508	429,554	169,740	0	0	0	0	3,642,141
Sathya Sai School (NSW) Inc	NSW	1,957,829	109,144	17,677	3,068	288,574	0	163,223	0	0	0	0	2,539,515
SCEGGS Redlands Limited	NSW	2,851,680	459,128	0	856	265,24	0	0	0	0	0	0	3,338,188

Name	State	Base	Students with disability	Aboriginal and Torres Strait Islander	Low English proficiency	Socio educational disadvantage	Location	Size	Special Circumstances Funding	Prescribed Circumstances Funding	Adjustments ¹⁷	Previous Legislation	Total Funding
SEDA College Limited	NSW	1,190,201	157,214	4,525	1,408	125,447	0	214,448	0	34,866	0	0	1,728,109
Seventh-Day Adventist Schools (Greater Sydney) Limited	NSW	17,435,490	1,206,512	129,486	72,385	2,043,125	0	277,956	0	791,805	-29,871	0	21,926,888
Seventh-Day Adventist Schools (North New South Wales) Limited	NSW	28,722,966	2,230,152	651,923	5,948	3,080,177	544,979	894,727	0	980,679	0	0	37,111,551
Shearwater The Mullumbimby Steiner School Limited	NSW	5,387,949	101,948	58,712	0	349,870	0	0	0	0	0	0	5,898,479
Sherwood Hills Christian School Ltd	NSW	1,048,134	102,070	8,279	8,616	152,894	0	162,751	0	12,577	0	0	1,495,321
Skillset Senior College Ltd	NSW	1,324,911	898,542	224,724	0	571,037	0	253,358	0	9,788	-41,684	0	3,240,676
Snowy Mountains Christian School Limited	NSW	610,977	65,571	5,916	821	82,139	22,722	147,313	0	0	0	0	935,459
Snowy Mountains Grammar School Limited	NSW	1,913,663	301,732	0	974	87,311	389,428	186,189	0	17,686	0	0	2,896,983
Society of St Plus X LTD	NSW	98,472	22,013	0	0	12,471	0	111,261	0	0	0	0	244,217
Southern Cross Baptist Church Christian School INC.	NSW	203,988	0	4,675	0	24,711	0	114,350	0	1,763	0	0	349,487
Southern Highlands Association for Steiner Education Incorporated	NSW	683,152	201,903	20,533	0	72,472	0	158,881	0	102,610	0	0	1,239,551
Southern Highlands Christian School LTD	NSW	2,549,255	494,183	14,006	0	280,500	0	135,502	0	22,354	0	0	3,495,800
Southside Montessori Society	NSW	228,219	32,721	0	0	9,997	0	117,807	0	0	0	0	388,744
St Aloysius' College LTD	NSW	5,636,727	234,853	0	3,100	38,455	0	0	0	580,485	0	0	6,493,620
St Bishoy Coptic Orthodox College	NSW	2,653,191	259,856	0	65,504	490,395	0	147,097	0	0	0	0	3,616,043
St Columba Anglican School Council Incorporated	NSW	9,452,492	552,459	121,949	1,021	309,687	501,967	0	0	0	0	0	10,939,575
St George Christian School Ltd	NSW	5,238,219	597,702	8,612	5,268	99,453	0	0	0	0	0	0	5,949,254
St Lucy's School	NSW	989,984	2,657,038	1,293	1,624	426,683	0	102,565	0	0	0	0	4,179,187

Name	State	Base	Students with disability	Aboriginal and Torres Strait Islander	Low English proficiency	Socio educational disadvantage	Location	Size	Special Circumstances Funding	Prescribed Circumstances Funding	Adjustments ¹⁷	Previous Legislation	Total Funding
St Lukes Scone Grammar School Council	NSW	4,105,343	110,444	26,624	0	367,681	350,090	0	0	25,259	0	0	4,985,441
St Mary and St Mina's Coptic Orthodox College	NSW	1,868,973	3,670	0	3,074	52,819	0	178,476	0	0	0	0	2,107,012
St Mary Star of the Sea College Limited	NSW	8,774,611	275,360	24,910	5,024	594,535	0	0	0	118,556	0	0	9,792,996
St Patrick's College	NSW	5,895,409	266,053	92,395	8,128	684,106	0	16,393	0	0	0	0	6,962,484
St Pauls Grammar School Penrith LTD	NSW	5,924,342	458,509	10,373	2,897	187,428	0	0	0	0	0	0	6,583,549
St Pauls International College	NSW	295,869	0	5,084	0	37,766	0	79,515	0	0	-24,089	0	394,144
St Peter's Anglican College	NSW	3,136,719	358,639	14,738	0	201,811	264,365	179,211	0	0	-4,584	0	4,150,899
St Philip's Christian Education Foundation Ltd	NSW	31,722,725	4,506,608	534,417	9,413	3,417,453	0	287,401	0	24,581	0	0	40,502,598
St Scholastica's College	NSW	7,922,263	587,078	221,742	1,799	289,899	0	0	0	564,418	-172,259	0	9,414,941
St Stanislaus' College Bathurst	NSW	4,340,335	191,710	104,024	3,049	443,885	0	149,388	0	170,902	0	0	5,403,293
St Vincent's College Limited	NSW	3,728,436	557,003	63,501	0	142,400	0	0	0	57,403	0	0	4,548,743
Stella Maris College	NSW	6,366,542	253,776	15,217	5,357	320,141	0	0	0	220,380	0	0	7,181,413
Summerland Christian Life Centre Ltd	NSW	4,438,035	546,657	96,907	3,776	437,572	0	163,893	0	0	-31,600	0	5,655,240
Sun Artistry Limited	NSW	462,702	11,808	1,825	0	59,825	8,879	140,088	0	0	0	0	685,127
Sydney Church of England Grammar School Council	NSW	3,206,545	136,599	20,186	1,443	62,898	0	0	0	0	0	0	3,427,671
Sydney Japanese School Limited	NSW	624,184	155,385	0	0	14,178	0	108,932	0	8,409	0	0	911,088
Sydney Montessori School Limited	NSW	591,849	375,225	0	0	28,299	0	120,269	0	0	0	0	1,115,642
Tallowood Steiner School INC	NSW	422,367	17,290	30,911	0	71,134	81,882	129,838	0	54,183	0	0	807,605
Tambelin Independent School Inc	NSW	132,516	0	0	0	7,674	0	122,208	0	0	0	0	262,398

Name	State	Base	Students with disability	Aboriginal and Torres Strait Islander	Low English proficiency	Socio educational disadvantage	Location	Size	Special Circumstances Funding	Prescribed Circumstances Funding	Adjustments ¹⁷	Previous Legislation	Total Funding
Taree Christian Community School LTD	NSW	5,562,413	89,608	329,617	2,967	1,147,612	123,609	0	0	0	0	0	7,255,826
The Abraham Kuyper Christian Education Association Limited	NSW	1,388,618	194,282	3,720	37,996	309,566	0	159,080	0	0	0	0	2,093,262
The Alpine School Limited	NSW	230,078	71,869	4,882	0	34,818	10,737	143,102	0	0	0	0	495,486
The Anglican School Googong	NSW	1,293,717	189,566	4,272	0	56,857	0	174,829	0	2,009	0	0	1,721,250
The Armidale School	NSW	4,279,193	132,209	54,800	0	278,221	503,856	10,759	0	0	0	0	5,259,038
The Armidale Waldorf School LTD	NSW	759,809	77,631	41,503	0	47,922	94,380	128,360	0	0	0	0	1,149,605
The Association for Christian Education of Blacktown Ltd	NSW	6,323,626	745,484	9,718	24,807	623,421	0	0	0	0	0	0	7,727,056
The Athena School Limited	NSW	141,133	6,455	1,891	0	40,359	0	123,778	0	0	0	0	313,616
The Australian Institute of Music Limited	NSW	88,934	0	0	137	12,211	0	43,736	0	0	-30,598	0	114,419
The Casuarina School Co-Operative LTD	NSW	806,394	146,278	10,547	0	41,807	67,549	134,585	0	0	0	0	1,207,160
The Central Coast Montessori Primary School Limited	NSW	294,701	0	1,934	0	6,171	0	135,555	0	13,207	0	0	451,568
The Christian Parent-Controlled School Wellington Limited	NSW	548,394	61,563	144,145	0	130,361	89,986	165,672	0	56,671	0	0	1,196,792
The Coast Christian School Limited	NSW	521,811	37,755	9,345	0	17,336	0	95,110	0	0	0	0	681,356
The Contributors Society Ltd	NSW	2,823,278	0	14,818	12,015	299,501	0	140,493	0	0	0	0	3,290,105
The Council of Abbotsleigh	NSW	3,680,830	122,325	25,586	2,274	24,581	0	0	0	99,200	0	0	3,954,796
The Council of Barker College	NSW	5,732,623	69,008	354,025	31,907	217,597	567	143,102	0	139,753	0	0	6,688,582
The Council of St Andrew's Cathedral School	NSW	4,544,401	960,057	321,973	28,436	200,378	0	112,716	0	69,272	0	0	6,237,233
The Council of St Catherine's School Waverley	NSW	3,448,543	157,727	27,103	4,352	73,934	0	0	0	0	0	0	3,711,659

Name	State	Base	Students with disability	Aboriginal and Torres Strait Islander	Low English proficiency	Socio educational disadvantage	Location	Size	Special Circumstances Funding	Prescribed Circumstances Funding	Adjustments ¹⁷	Previous Legislation	Total Funding
The Council of Tara Anglican School for Girls	NSW	2,649,734	257,300	1,809	2,595	46,577	0	0	0	68,964	0	0	3,026,979
The Council of the King's School	NSW	8,722,495	342,214	14,725	8,098	155,152	0	127,728	0	47,301	0	0	9,417,713
The Council of Trinity Grammar School	NSW	10,742,909	828,949	8,687	6,342	160,233	0	0	0	67,611	-13,784	0	11,800,947
The Ebenezer Foundation Ltd	NSW	566,491	0	0	0	90,384	0	133,405	0	14,256	0	0	804,536
The Greek Orthodox Parish of South East Sydney	NSW	4,714,590	169,640	0	6,072	252,082	0	0	0	0	-30,178	0	5,112,207
The Hills Grammar School	NSW	3,438,936	904,212	5,856	6,502	115,653	0	0	0	0	0	0	4,471,159
The Illawarra Grammar School	NSW	4,597,365	305,504	40,212	12,511	113,128	0	0	0	82,966	0	0	5,151,686
The International Grammar School Sydney LTD	NSW	3,986,221	218,127	62,385	7,420	96,860	0	0	0	55,691	-20,651	0	4,406,054
The John Wycliffe Christian Education Association Ltd	NSW	2,893,179	361,403	2,182	0	123,646	0	194,720	0	0	-83,716	0	3,491,415
The Joseph Varga School	NSW	178,407	454,995	0	0	76,893	0	55,143	0	0	0	0	765,438
The Manning Valley Anglican College Council	NSW	3,526,538	64,017	71,141	1,959	829,132	80,889	126,103	0	0	0	0	4,699,779
The Maronite Sisters of the Holy Family	NSW	7,195,026	483,989	0	536,320	2,259,445	0	0	0	0	0	0	10,474,780
The McDonald College Limited	NSW	1,367,133	97,987	6,323	1,856	82,728	0	191,470	0	35,626	0	0	1,783,123
The Muslim League of New South Wales Incorporated	NSW	8,022,941	0	0	99,039	1,113,888	0	0	0	0	0	0	9,235,868
The Nature School Incorporated	NSW	312,460	41,742	7,538	0	9,889	22,010	143,102	0	156,213	0	0	692,954
The Peninsula Montessori Association Ltd	NSW	202,852	38,349	0	0	6,943	0	120,952	0	0	0	0	369,096
The Pittwater House Schools Ltd	NSW	3,697,532	321,207	6,395	1,040	53,789	0	0	0	0	0	0	4,079,963

Name	State	Base	Students with disability	Aboriginal and Torres Strait Islander	Low English proficiency	Socio educational disadvantage	Location	Size	Special Circumstances Funding	Prescribed Circumstances Funding	Adjustments ¹⁷	Previous Legislation	Total Funding
The Presbyterian Church (New South Wales) Property Trust for Casino Presbyterian Church	NSW	1,985,306	228,611	111,252	0	372,223	0	166,016	0	19,017	0	0	2,882,425
The Presbyterian Church New South Wales Property Trust	NSW	20,054,620	2,012,011	148,831	14,551	1,211,460	356,251	447,784	420,000	449,398	-1,750,178	0	23,364,728
The Riverina Anglican College Board	NSW	5,516,215	190,266	34,095	6,669	207,084	89,663	0	0	25,298	0	0	6,069,290
The Salvation Army (NSW) Property Trust	NSW	182,450	64,086	29,221	146	78,637	0	50,880	0	0	0	0	405,420
The Salvation Army (Qld) Property Trust	NSW	539,441	278,438	25,291	1,935	232,499	0	121,805	0	350,297	0	0	1,549,705
The Small School Ltd	NSW	88,978	0	2,640	80	6830	0	104,941	0	0	0	0	203,469
The Sutherland Shire Christian School Association Limited	NSW	5,679,119	116,035	9,245	0	310,973	0	0	0	24,017	0	0	6,139,389
The Tamworth Christian Education Association Limited	NSW	7,095,028	1,203,344	253,800	5,482	727,687	515,735	149,815	0	0	0	0	9,950,891
The Trustees of the Sydney Grammar School	NSW	4,414,791	189,395	7,178	11,920	2,503	0	0	0	125,947	-20,277	0	4,731,457
The Uniting Church in Australia Property Trust (NSW)	NSW	28,851,241	1,824,446	157,460	49,775	667,694	209,227	0	0	570,566	-4,223	0	32,326,186
The William Branwhite Clarke College Council	NSW	11,117,371	420,818	13,843	9,460	460,973	0	0	0	1,643,128	0	0	13,665,593
Thomas More Schools Incorporated	NSW	233,452	0	0	0	25,065	54,065	114,903	0	16,959	0	0	444,444
Toongabbie Christian College Ltd	NSW	6,825,041	559,922	14,080	26,129	413,599	0	0	0	0	0	0	7,838,771
Trinity Catholic College Lismore Ltd	NSW	8,942,101	633,917	84,682	14,790	1,147,733	0	0	0	89,650	0	0	10,912,873
Trustees of the Lebanese Maronite Order	NSW	9,575,455	257,439	0	40,070	1,336,879	0	0	0	0	0	0	11,209,843
Trustees of the Marist Brothers	NSW	9,621,985	445,482	181,274	0	889,804	0	0	0	0	0	0	11,138,545

Name	State	Base	Students with disability	Aboriginal and Torres Strait Islander	Low English proficiency	Socio educational disadvantage	Location	Size	Special Circumstances Funding	Prescribed Circumstances Funding	Adjustments ¹⁷	Previous Legislation	Total Funding
Trustees of the Marist Brothers	NSW	5,985,905	893,699	177,824	5,540	430,245	0	78,971	0	118,216	0	0	7,690,400
Trustees of the Maronite Sisters of the Holy Family	NSW	3,066,587	240,571	0	23,539	274,529	0	50,761	0	9,390	-6,593	0	3,658,784
Tuggerah Lakes Community College Limited	NSW	622,455	0	66,316	0	268,278	0	131,686	0	76,959	0	0	1,165,694
Tuntabul Falls Community Primary School	NSW	269,037	0	1,852	0	63,544	14,451	128,637	0	11,779	0	0	489,300
Unity Grammar College Ltd	NSW	7,824,937	16,994	0	78,336	976,881	0	0	0	0	0	0	8,897,148
Valley Hope School Ltd	NSW	188,988	330,991	3,665	0	81,454	17,568	81,290	0	55,661	-2,259	0	757,358
Wagga Wagga Christian College	NSW	4,282,210	347,308	81,373	18,314	538,069	18,582	0	0	0	0	0	5,285,856
Warakiri College Limited	NSW	2,636,552	1,201,086	182,553	2,109	1,136,354	0	188,394	0	0	0	0	5,347,048
Warrah Society	NSW	139,796	356,224	0	238	60,252	0	41,698	0	0	0	0	598,208
Waverley Action for Youth Services	NSW	554,643	154,112	10,753	0	239,052	0	117,847	0	0	0	0	1,076,407
Wenona School Ltd	NSW	2,770,862	256,105	7,487	0	126,849	0	0	0	24,922	0	0	3,186,225
Western Riverina Community College Incorporated	NSW	250,870	249,274	62,510	0	108,125	57,141	119,102	0	0	0	0	847,022
Westmead Christian Grammar School Limited	NSW	579,533	216,013	2,995	7,164	38,982	0	108,074	0	0	0	0	952,761
Winifred West Schools Limited	NSW	2,809,003	111,984	4,426	5,134	256,102	0	332,866	0	7,795	0	0	3,527,310
Woodbury Autism Education and Research Limited	NSW	67,923	211,918	0	0	29,275	0	71,409	0	0	0	0	380,525
Workers Educational Association - Hunter	NSW	3,932,901	702,937	369,807	0	1,695,081	0	222,445	0	87,171	0	0	7,010,342
Workers' Educational Association Illawarra	NSW	748,685	832,501	115,243	0	322,683	0	152,771	0	0	0	0	2,171,883
Wyong Christian Community School Limited	NSW	6,504,461	191,261	18,756	0	670,547	0	0	0	0	0	0	7,385,025
Yanginook LTD	NSW	122,285	72,254	6,128	2,445	15,133	0	118,750	0	10,011	0	0	347,006

Name	State	Base	Students with disability	Aboriginal and Torres Strait Islander	Low English proficiency	Socio educational disadvantage	Location	Size	Special Circumstances Funding	Prescribed Circumstances Funding	Adjustments ¹⁷	Previous Legislation	Total Funding
Yeshiva College Bondi Limited	NSW	391,152	0	0	0	10017	0	148,547	0	0	0	0	549,716
Young Muslim Association Incorporated	NSW	634,113	12,344	0	22,018	241,973	63,817	146,326	0	0	0	0	1,120,591
Youth Off The Streets Limited	NSW	1,557,258	1,525,285	100,881	0	671,177	0	368,257	1,300,000	0	0	0	5,522,858
Zahra Education Inc	NSW	334,845	0	0	0	155,184	0	143,102	0	120,191	0	0	753,322
Catholic Church of the Diocese of Darwin Property Trust Inc	NT	33,811,392	9,663,316	13,178,552	659,419	7,995,379	12,714,199	2,049,252	0	382,391	-1,537,565	0	78,916,334
Haileybury Rendall School	NT	4,146,850	644,329	383,102	11,670	536,657	693,750	16,526	0	239,210	-5,547	0	6,666,548
Milkwood Steiner School Association Incorporated	NT	471,033	120,804	19,826	0	49,331	101,244	118,003	0	0	0	0	880,241
Nawardeken Academy Ltd	NT	136,959	0	182,612	1,491	65,985	231,852	159,201	0	0	0	0	778,100
NT Christian Schools	NT	8,876,288	2,100,246	1,237,141	108,241	1,350,289	3,235,965	1,040,757	0	92,498	0	0	18,041,425
Nyangatjajara Aboriginal Corporation	NT	739,571	687,758	887,485	66,561	341,312	683,087	183,520	0	20,844	0	0	3,610,138
The Alice Springs Steiner Association	NT	912,820	108,038	36,510	0	105,524	426,543	131,876	0	9,155	0	0	1,730,466
The Essington School Darwin Limited	NT	6,029,381	137,569	15,390	7,028	196,913	1,378,089	0	0	110,772	0	0	7,875,142
Tiwi Education Board Incorporated	NT	1,261,058	373,448	1,451,332	113,496	597,824	1,131,021	186,370	0	0	0	0	5,114,549
Uniting Church In Australia Property Trust (NT)	NT	4,273,836	883,946	374,470	0	430,974	2,022,164	36,492	0	0	0	0	8,021,882
Yipirinya School Council Inc	NT	1,393,599	466,323	1,672,319	125,424	679,695	461,450	144,566	0	0	-240,000	0	4,703,376
Yirralpa Education Ltd	NT	446,364	0	535,635	44,637	223,182	460,517	134,217	0	0	0	0	1,844,552
A B Paterson College Limited	QLD	9,674,594	104,782	11,724	3,824	280,674	0	0	0	0	0	0	10,075,598
A S G School Incorporated	QLD	3,352,494	149,655	179,799	5,476	683,279	859,672	182,607	507,120	0	0	0	5,920,102
Aboriginal & Islander Independent Community School Incorporated	QLD	2,036,321	936,872	2,122,914	183,269	939,762	0	133,500	0	0	0	0	6,352,638

Name	State	Base	Students with disability	Aboriginal and Torres Strait Islander	Low English proficiency	Socio educational disadvantage	Location	Size	Special Circumstances Funding	Prescribed Circumstances Funding	Adjustments ¹⁷	Previous Legislation	Total Funding
All Saints Anglican School Limited	QLD	11,994,566	830,088	37,940	6,398	233,068	0	0	0	0	0	0	13,102,060
Alta-1 College (QLD) Ltd	QLD	597,851	327,788	14,751	1,016	257,674	0	126,481	0	0	0	0	1,325,561
Ananda Marga Education Limited	QLD	882,885	116,145	5,685	0	44,332	0	132,916	0	0	0	0	1,181,963
ASD Learning LTD	QLD	642,560	881,250	1,730	0	276,943	0	139,713	0	807,548	0	0	2,749,744
Australian Christian College - Moreton Ltd	QLD	6,156,040	1,097,612	79,117	0	1,197,411	0	0	0	0	0	0	8,530,180
Australian Industry Trade College Ltd	QLD	6,248,183	185,516	24,722	6,180	550,724	0	489,982	0	0	-8,518	0	7,496,789
Australian International Islamic College Board Inc.	QLD	6,679,021	341,532	3,734	263,376	1,386,828	0	0	0	0	0	0	8,674,491
Australian Technology and Agricultural College Ltd	QLD	68,454	3,138	0	165	14,026	0	28,281	0	614	-12,000	0	102,678
Australian Trade College North Brisbane Ltd	QLD	2,208,131	79,903	42,506	0	366,454	0	220,986	0	20,647	0	0	2,938,627
Autism Queensland Limited	QLD	540,649	1,486,924	10,680	919	233,020	0	95,751	0	0	0	0	2,367,943
Blackall Range Independent School Association Inc	QLD	825,881	145,555	20,276	0	84,512	0	219,290	0	178,015	0	0	1,473,529
Blackheath and Thornburgh College	QLD	1,930,624	138,983	111,482	0	582,206	510,365	174,704	93,204	0	0	0	3,541,568
Board of Trustees of the Brisbane Grammar School	QLD	6,926,579	184,940	19,645	0	25,686	0	0	0	107,953	0	0	7,264,803
Board of Trustees of the Ipswich Girls Grammar School	QLD	5,698,818	234,971	86,382	919	149,289	0	0	0	63,733	0	0	6,234,112
Board of Trustees of the Ipswich Grammar School	QLD	6,622,031	268,893	163,525	8,863	405,350	0	0	44,016	133,874	0	0	7,646,552
Board of Trustees of the Rockhampton Girls' Grammar School	QLD	2,191,049	384,230	88,878	889	260,112	75,572	174,211	0	18,289	0	0	3,193,230
Board of Trustees of the Rockhampton Grammar School	QLD	10,461,702	448,534	109,457	8,071	712,311	368,544	0	0	86,500	0	0	12,195,119

Name	State	Base	Students with disability	Aboriginal and Torres Strait Islander	Low English proficiency	Socio educational disadvantage	Location	Size	Special Circumstances Funding	Prescribed Circumstances Funding	Adjustments ¹⁷	Previous Legislation	Total Funding
Board of Trustees of the Toowoomba Grammar School	QLD	8,336,740	263,451	61,211	0	259,459	0	0	0	0	0	0	8,920,861
Border Rivers Christian College Ltd	QLD	759,322	123,849	54,864	0	181,448	160,884	161,829	0	0	0	0	1,442,196
Brisbane Christian College	QLD	6,334,544	509,283	58,332	0	484,625	0	0	0	60,864	0	0	7,447,648
Brisbane Girls Grammar School	QLD	4,999,133	37,751	5,121	3,999	44,140	0	0	0	99,543	0	0	5,189,687
Brisbane Independent School Incorporated	QLD	374,404	106,402	8,382	0	24,010	0	135,976	0	26,125	0	0	675,299
Bundaberg Christian College Limited	QLD	5,459,301	457,583	31,039	1,577	720,344	0	0	0	104,195	0	0	6,774,039
Burdekin Christian College Inc	QLD	1,233,722	100,364	271,644	1,165	334,611	275,785	151,937	0	0	0	0	2,369,228
Burnett Youth Learning Centre Ltd	QLD	472,252	324,629	28,860	0	203,541	1,639	101,521	0	0	0	0	1,132,442
Cairns Christian College Limited	QLD	4,206,483	296,401	74,849	9,948	447,115	694,465	0	0	0	0	0	5,729,261
Cairns Rudolf Steiner School Ltd	QLD	1,200,652	65,278	7,237	0	111,186	241,357	134,134	0	0	0	0	1,759,844
Caloundra Christian College Limited	QLD	2,389,189	404,548	37,833	0	247,009	0	170,302	0	16,951	0	0	3,265,832
Caloundra City School Limited	QLD	1,665,840	122,428	15,028	1,206	94,336	0	166,853	0	14,609	0	0	2,080,300
Calvary Temple Christian Colleges Ltd	QLD	6,365,451	323,053	249,552	24,224	1,061,525	1,035,162	0	233,997	91,636	0	0	9,384,600
Cannon Hill Anglican College Pty Ltd	QLD	8,304,244	588,759	0	2,988	88,947	0	0	0	216,114	-87,729	0	9,113,322
Canterbury College Limited	QLD	10,612,548	605,925	42,800	7,126	613,302	0	0	0	141,909	0	0	12,023,610
Cape York Girl Academy Limited	QLD	224,841	122,573	269,809	20,236	112,218	62,758	123,815	0	0	0	0	936,249
Carmichael College Ltd	QLD	2,240,633	237,955	20,381	0	256,432	0	0	0	200,505	0	0	2,955,906
Cassowary Coast Community Campus INC.	QLD	114,337	3,811	0	0	20,556	69,337	143,102	0	0	0	0	351,143

Name	State	Base	Students with disability	Aboriginal and Torres Strait Islander	Low English proficiency	Socio educational disadvantage	Location	Size	Special Circumstances Funding	Prescribed Circumstances Funding	Adjustments ¹⁷	Previous Legislation	Total Funding
Central Queensland Christian College Limited	QLD	908,139	165,368	158,211	0	232,686	34,338	167,929	0	0	0	0	1,666,671
CHBE LTD	QLD	5,125,917	418,024	117,099	11,692	1,125,944	0	0	0	0	0	0	6,798,676
CHILD The Association for Childhood Language & Related Disorders	QLD	651,143	1,641,640	6,477	2,012	280,643	0	115,953	0	0	0	0	2,697,868
Christian Community Ministries Ltd	QLD	40,419,868	4,448,388	778,418	157,746	6,489,055	1,900,331	1,012,010	0	72,855	-42,266	0	55,236,405
CHRISTIAN OUTREACH CENTRE	QLD	25,200,677	2,006,318	114,426	21,708	1,907,050	0	0	0	146,226	0	0	29,396,405
Community Learning Ltd	QLD	538,936	788,643	102,402	917	232,281	0	111,329	0	0	0	0	1,774,508
Community Youth Education Options LTD	QLD	622,220	449,630	7,625	498	268,177	0	130,851	0	132,809	0	0	1,611,810
Cooloola Christian College Limited	QLD	3,694,025	432,549	39,730	0	582,160	0	87,787	0	0	0	0	4,836,251
Coolool Beach Christian College Ltd	QLD	2,905,508	153,507	19,688	0	211,030	0	131,747	0	1,890	0	0	3,423,370
Discovery Christian College Inc	QLD	1,043,714	8,166	6,907	0	158,936	199,893	143,966	0	0	0	0	1,561,582
Djarragun College Limited	QLD	2,767,838	341,417	3,242,943	249,106	1,297,323	421,055	169,758	0	0	0	0	8,489,440
Education For Generations Limited	QLD	319,624	67,088	1,968	0	40,298	0	139,942	0	13,610	0	0	582,530
Emmanuel College	QLD	11,623,638	1,011,798	14,132	943	337,345	0	152,642	0	0	0	0	13,140,498
Equipping for Life Ltd	QLD	2,736,597	2,070,720	157,630	0	1,179,473	0	169,069	0	145,896	0	0	6,459,385
External Senior School Limited	QLD	201,102	0	0	397	35,214	0	111,172	0	0	0	0	347,885
Faith Baptist Church Inc	QLD	688,744	34,693	15,337	0	111,136	51,572	170,813	0	4,122	0	0	1,076,417
FSAC LTD	QLD	14,296,283	651,765	46,254	21,311	761,700	0	0	0	0	0	0	15,777,313
GEMS Christian Education Limited	QLD	1,631,094	217,516	45,418	0	336,440	593,108	311,038	0	128,689	0	0	3,263,303
Genesis Christian College Ltd	QLD	10,278,229	1,093,586	36,517	3,786	552,986	0	0	0	0	0	0	11,965,104

Name	State	Base	Students with disability	Aboriginal and Torres Strait Islander	Low English proficiency	Socio educational disadvantage	Location	Size	Special Circumstances Funding	Prescribed Circumstances Funding	Adjustments ¹⁷	Previous Legislation	Total Funding
Glasshouse Christian College Limited	QLD	9,139,876	566,353	79,491	2,844	1,088,152	0	0	0	0	0	0	10,876,716
Good Shepherd Baptist Church Ltd.	QLD	802,771	185,644	25,194	0	108,057	0	159,077	0	25,470	0	0	1,306,213
Goora Gan Steiner School Inc.	QLD	234,898	0	2,030	0	45,401	63,269	137,196	0	73,198	0	0	555,992
Gulf Christian College LTD	QLD	919,004	141,489	473,862	82,710	424,121	793,573	153,390	26,220	13,937	0	0	3,028,306
Heights College Ltd	QLD	6,271,981	893,499	170,427	6,115	1,039,733	205,210	0	0	65,527	0	0	8,652,492
Hillbrook Anglican School Limited	QLD	5,363,224	441,762	19,897	0	67,243	0	0	0	333,159	-24,736	0	6,200,549
Hillcrest Christian College Limited	QLD	10,663,491	264,163	24,487	4,574	443,168	0	0	0	0	0	0	11,399,883
Hills Educational Foundation Limited	QLD	3,538,759	130,235	18,947	2,562	467,125	0	93,494	0	0	0	0	4,251,122
Hinchinbrook Christian School Inc	QLD	54,454	0	0	0	2,240	43,276	94,570	0	0	0	0	194,540
Horizons College of Learning and Enrichment Limited	QLD	1,430,027	255,276	60,522	33,025	616,341	0	242,724	0	0	0	0	2,637,914
Islamic College of Brisbane Limited	QLD	8,707,425	305,208	7,329	67,041	715,466	0	0	0	120,932	0	0	9,923,401
John Paul College Limited	QLD	9,923,607	368,326	79,668	357,948	226,882	0	0	0	11,278	0	0	10,967,709
Jubilee Christian College Limited	QLD	2,882,487	733,247	67,212	29,114	585,828	983,702	0	0	0	0	0	5,281,590
Kimberley College Ltd	QLD	6,172,205	254,944	11,076	0	695,347	0	0	0	0	-222,388	0	6,911,184
King's Christian Education Limited	QLD	20,631,565	1,362,163	74,264	14,287	1,015,639	0	0	0	0	0	0	23,097,918
Koorabyn Campus Incorporated	QLD	2,667,448	304,816	79,361	0	368,317	24,642	172,411	0	0	0	0	3,616,995
Leading Educational Enterprises Ltd	QLD	4,160,670	667,428	18,136	0	271,726	0	0	0	0	0	0	5,117,960
Lighthouse Baptist Church Rockhampton	QLD	2,211,157	175,516	61,643	9,003	383,176	74,392	169,658	0	321,782	0	0	3,406,327

Name	State	Base	Students with disability	Aboriginal and Torres Strait Islander	Low English proficiency	Socio educational disadvantage	Location	Size	Special Circumstances Funding	Prescribed Circumstances Funding	Adjustments ¹⁷	Previous Legislation	Total Funding
Lutheran Church of Australia Queensland District	QLD	129,384,311	13,302,316	1,050,495	68,914	9,358,924	1,347,957	379,399	0	3,045,902	0	0	157,938,218
Mackay Christian Colleges Ltd	QLD	5,653,788	659,837	157,261	8,138	1,010,795	571,853	0	0	126,194	0	0	8,187,867
Maleny Independent School Ltd	QLD	253,849	54,735	0	1,186	23,483	0	72,081	0	6,493	0	0	411,827
Maridadi Early Childhood Community	QLD	490,144	107,290	3,599	0	19,892	0	124,774	0	69,263	0	0	814,962
Maryborough Christian Education Foundation Ltd	QLD	8,164,476	591,228	94,565	4,410	1,267,592	0	0	0	0	0	0	10,122,271
Matthew Flinders Anglican College Limited	QLD	9,237,737	429,478	14,572	1,593	138,473	0	0	0	0	0	0	9,821,853
Montessori International College Limited	QLD	2,069,127	332,890	9,124	0	95,723	0	141,871	0	15,654	0	0	2,664,389
Moreton Bay Braili Steiner School Association Inc.	QLD	632,476	161,231	4,904	0	36,815	0	169,646	0	69,432	0	0	1,074,504
Moreton Bay Boys College Ltd	QLD	3,001,864	338,711	12,938	0	60,687	0	0	0	0	0	0	3,414,200
Moreton Bay College	QLD	6,255,796	385,833	14,817	1,032	147,010	0	0	0	0	-166,266	0	6,638,222
Moreton Bay Montessori Association Inc.	QLD	1,186,480	180,418	7,468	0	79,211	0	130,752	0	0	0	0	1,584,329
Mueller College Limited	QLD	14,338,162	779,124	71,112	19,653	1,304,595	0	0	0	0	0	0	16,512,646
Music Industry Community Services Limited	QLD	623,142	0	0	789	70,353	0	204,665	0	7,346	0	0	906,295
Nambour Christian College Ltd	QLD	8,844,681	560,381	65,813	2,825	529,331	0	0	10,560	0	0	0	10,013,591
Noosa Pengari Steiner School Assn Inc.	QLD	2,458,913	147,185	0	0	284,354	0	162,624	0	0	0	0	3,053,076
Northside Christian College Ltd	QLD	7,101,000	786,449	8,665	0	254,888	0	0	0	29,187	0	0	8,180,189
Ohana Education Ltd	QLD	2,724,748	1,294,843	46,624	2,180	1,174,367	0	235,817	0	0	0	0	5,478,579
ONESCHOOL GLOBAL LTD.	QLD	2,214,198	181,017	0	0	469,440	0	178,273	0	0	0	0	3,042,928

Name	State	Base	Students with disability	Aboriginal and Torres Strait Islander	Low English proficiency	Socio educational disadvantage	Location	Size	Special Circumstances Funding	Prescribed Circumstances Funding	Adjustments ¹⁷	Previous Legislation	Total Funding
Opus Angelorum Ltd	QLD	194,804	7,373	0	0	5,148	0	136,224	0	0	0	0	343,549
Ormonston College Limited	QLD	8,375,535	188,024	6,187	5,159	194,880	0	0	0	0	0	0	8,769,785
Parents' National Education Union (Australia) Inc.	QLD	1,135,378	0	21,058	1,667	148,505	0	172,830	0	0	0	0	1,479,438
Parklands Christian College Limited	QLD	5,862,526	463,930	29,149	2,915	837,202	0	0	0	0	0	0	7,195,722
Peregian Beach Community College Ltd	QLD	1,298,516	83,769	3,839	0	69,065	0	158,588	0	82,922	0	0	1,696,699
Pine Community School LTD	QLD	532,879	133,640	6,196	0	28,223	0	139,568	0	76,186	0	0	916,692
Queensland Baptists Education Company Ltd	QLD	3,159,021	425,511	51,812	0	573,159	7,634	52,458	0	239,111	0	0	4,508,706
Queensland Education & Cultural Foundation Limited	QLD	2,419,948	188,406	0	22,495	404,120	0	116,937	0	0	0	0	3,151,906
Radiant Life Education Ltd	QLD	826,313	202,825	878,906	74,368	398,529	179,337	143,074	0	0	-3,429	0	2,699,923
Redlands Combined Independent College Inc.	QLD	9,395,211	474,499	43,740	3,224	459,866	0	0	0	0	0	0	10,376,539
Rivermount Education Limited	QLD	7,189,973	708,163	186,152	1,492	594,733	0	0	0	0	0	0	8,680,513
Rudolf Steiner Education Group Brisbane Inc.	QLD	1,870,935	532,014	5,700	0	116,812	0	94,163	0	0	0	0	2,619,624
Saint Stephen's College Limited	QLD	7,191,821	810,975	13,754	10,743	244,186	0	0	0	0	0	0	8,271,479
Searchlight Education Springfield	QLD	1,628,023	48,393	1,446,951	146,522	751,333	0	141,597	0	0	0	0	4,162,819
Seventh-Day Adventist Schools (Northern Australia) Limited	QLD	3,198,677	85,300	334,686	2,495	850,748	419,549	448,912	60,106	91,884	-45,799	0	5,446,558
Seventh-Day Adventist Schools (South Queensland) Limited	QLD	17,956,065	1,442,398	159,723	23,160	1,718,686	0	797,919	0	204,598	0	0	22,302,549
Sheldon College	QLD	8,939,555	172,050	15,168	2,032	286,981	0	0	0	101,139	0	0	9,516,925
Silver Lining Foundation Australia Limited	QLD	484,636	0	558,666	0	192,396	175,548	269,496	12,300	0	0	0	1,693,042

Name	State	Base	Students with disability	Aboriginal and Torres Strait Islander	Low English proficiency	Socio educational disadvantage	Location	Size	Special Circumstances Funding	Prescribed Circumstances Funding	Adjustments ¹⁷	Previous Legislation	Total Funding
Sinai College	QLD	218,403	0	4,926	0	33,646	0	154,527	0	51,474	0	0	462,976
Somerset College Limited	QLD	9,577,009	855,187	8,120	984	118,225	0	0	0	13,332	0	0	10,572,857
St Aidan's School Council Limited	QLD	2,573,004	229,841	2,158	3,777	53,035	0	0	0	90,568	0	0	2,952,383
St Margaret's School Council Limited	QLD	4,424,945	306,816	46,271	0	73,735	0	0	88,032	0	0	0	4,939,799
St Michael's College	QLD	2,537,325	327,706	3,467	1,494	200,375	0	0	0	0	-15,451	0	3,054,916
St Philomena School Limited	QLD	1,853,603	18,100	0	6,160	246,964	0	167,281	0	11,941	0	0	2,304,049
Tamborine Mountain College Limited	QLD	4,177,601	257,165	13,184	0	453,066	0	34,151	0	0	0	0	4,935,167
TEC-NQ Limited	QLD	2,485,374	9,830	238,291	0	690,988	423,733	199,358	807,207	75,779	0	0	4,930,560
The Anglican School Commission (QLD)	QLD	82,301,958	5,104,958	375,340	18,525	3,755,728	13,849	0	330,120	804,127	-92,078	0	92,612,528
The Association for Parent Controlled Christian Schools At Brisbane	QLD	8,311,623	542,644	44,720	21,768	636,110	0	0	0	54,409	0	0	9,611,274
The Baptist Union of Queensland- Community Services Group	QLD	4,552,205	2,602,296	1,203,235	65,173	2,073,244	220,571	662,674	0	567,172	-1,097,795	0	10,848,775
The Cathedral School of St Anne and St James Limited	QLD	6,475,799	250,748	163,591	0	244,606	1,171,114	0	0	0	0	0	8,305,858
The Corporation of the Roman Catholic Bishops of Queensland	QLD	1,114,040,017	106,597,086	26,099,802	1,233,553	118,855,946	65,296,569	19,475,311	1,103,363	31,427,553	-274,829	0	1,483,854,372
The Montessori School Limited	QLD	740,745	52,648	0	1,258	16,121	0	167,677	0	3,005	0	0	981,454
The Presbyterian and Methodist Schools Association	QLD	20,311,793	2,256,976	102,777	20,133	409,762	0	76,545	0	128,852	-7,563	0	23,299,274
The Presbyterian Church of Queensland	QLD	4,914,036	260,662	26,444	0	204,009	0	0	0	128,896	0	0	5,534,047
The School of Total Education	QLD	904,286	83,361	35,626	1,859	146,970	12,590	170,302	0	0	-10,210	0	1,344,784
The Spot Academy LTD	QLD	672,789	559,099	8,582	538	289,972	0	142,042	0	0	0	0	1,673,022

Name	State	Base	Students with disability	Aboriginal and Torres Strait Islander	Low English proficiency	Socio educational disadvantage	Location	Size	Special Circumstances Funding	Prescribed Circumstances Funding	Adjustments ¹⁷	Previous Legislation	Total Funding
The Uniting Church In Australia Property Trust (Q)	QLD	16,190,920	2,366,599	513,711	37,627	1,238,551	96,051	244,076	0	295,545	0	0	20,983,078
Toogoolawa Schools Limited	QLD	861,158	1,215,169	30,147	6,984	371,159	0	151,031	0	0	0	0	2,635,648
Toowoomba Christian College Limited	QLD	5,375,904	369,948	20,346	0	540,268	0	0	0	0	0	0	6,306,466
Toowoomba Christian Parent Controlled Day School Assoc.	QLD	766,529	248,895	5,684	0	115,818	0	130,400	0	0	0	0	1,267,326
Townsville Christian College Limited	QLD	1,438,860	44,278	981,269	9,268	571,952	243,646	136,097	529,338	44,839	0	0	3,999,547
Townsville Christian Education Association Limited	QLD	3,876,879	162,494	40,777	1,527	318,981	704,912	0	144,642	79,852	0	0	5,330,063
Townsville Grammar School	QLD	7,050,092	154,773	46,210	2,725	170,391	1,397,520	0	0	0	0	0	8,821,711
Townsville Independent School Association Inc.	QLD	124,443	0	0	0	10,260	38,439	143,101	0	2,498	0	0	318,741
Transformed Futures LTD	QLD	171,048	379,042	7,602	0	73,722	0	48,760	0	0	0	0	680,174
Trinity Anglican School Limited	QLD	4,590,688	216,497	21,716	5,308	119,698	795,287	0	0	0	0	0	5,749,194
Trinity College Gladstone Ltd	QLD	3,582,544	377,029	31,826	11,097	458,661	193,031	6,858	0	120,522	0	0	4,781,568
Trustees of the Christian Brothers (Queensland)	QLD	1,299,584	1,767,039	234,913	0	566,259	0	267,310	0	0	0	0	4,135,105
Wadia Wadia Aboriginal Corporation for Education	QLD	740,639	39,259	888,045	66,657	340,243	368,827	190,743	0	23,776	0	0	2,658,189
Whitsunday Anglican School Limited	QLD	4,835,038	237,396	5,903	1,420	176,512	533,461	0	0	109,358	0	0	5,899,088
Yarranlea Limited	QLD	215,054	29,881	2,053	0	16,896	0	141,083	0	35,638	0	0	440,605
Y-CARE (South-East Queensland) Inc.	QLD	4,307,837	3,123,036	262,396	7,324	1,856,678	0	194,373	0	0	0	0	9,751,644
Annesley College	SA	697,825	95,321	0	0	8,544	0	126,107	0	84,904	0	0	1,012,701
Australian Islamic Colleges Ltd	SA	3,710,916	101,720	0	137,428	661,260	0	0	0	0	0	0	4,611,324
Bethany Christian School Inc	SA	4,114,901	672,730	22,671	20,666	895,257	0	0	0	0	0	0	5,726,225

Name	State	Base	Students with disability	Aboriginal and Torres Strait Islander	Low English proficiency	Socio educational disadvantage	Location	Size	Special Circumstances Funding	Prescribed Circumstances Funding	Adjustments ¹⁷	Previous Legislation	Total Funding
Cedar College INC	SA	6,186,375	561,944	18,349	10,378	576,189	0	0	0	0	0	0	7,353,235
Copper Triangle Christian School Association Inc	SA	2,221,601	273,179	30,208	0	391,292	355,488	154,004	0	0	0	0	3,425,772
Dara Village Incorporated	SA	240,244	127,579	0	0	1,390	0	141,683	0	7,539	0	0	518,435
Domino Servite College Incorporated	SA	339,307	13,119	0	6,004	90,363	0	145,250	0	4,974	0	0	599,017
Emmaus Christian College Inc	SA	5,534,456	307,886	4,140	8,781	284,195	0	0	0	0	0	0	6,139,458
Eynesbury Senior College Incorporated	SA	731,346	88,194	1,916	838	74,617	0	184,405	0	0	0	0	1,081,316
Garden College	SA	3,178,492	63,047	0	66,431	468,589	0	50,813	0	38,657	0	0	3,866,029
Heritage College Inc	SA	2,984,753	181,043	0	1,647	387,707	0	61,950	0	0	0	0	3,617,100
Hope Christian College Inc	SA	6,229,116	248,506	13,753	37,998	1,219,799	0	0	0	0	0	0	7,749,172
IORA Islamic College of South Australia Limited	SA	1,851,873	145,440	1,980	27,140	207,462	0	168,418	0	54,051	0	0	2,456,364
King's Baptist Grammar School Incorporated	SA	7,765,456	505,569	17,557	0	424,711	0	0	0	143,733	0	0	8,857,026
Lutheran Education South Australia Northern Territory and Western Australia Incorporated	SA	110,432,899	9,184,451	4,604,457	372,635	11,378,806	7,405,062	2,026,178	0	2,295,414	-35,160	0	147,664,742
Mid North Christian College Association Incorporated	SA	2,118,318	227,256	26,415	1,530	407,022	272,692	176,448	0	0	0	0	3,229,681
Mount Barker Waldorf School, A School For Rudolf Steiner Education Incorporated	SA	2,187,620	24,177	14,260	0	104,287	0	163,820	0	49,370	0	0	2,543,534
Muirden College Pty Ltd	SA	594,923	5,984	1,913	641	57,031	0	166,044	0	103,696	0	0	930,232
Multi Cultural Youth Education Support Services Limited	SA	5,423,301	161,333	0	153,180	815,339	0	0	0	0	0	0	6,553,153
OneSchool Global SA Incorporated	SA	700,708	52,717	0	0	146,610	0	178,477	0	0	0	0	1,078,512
Pedare Christian College Inc	SA	6,711,766	115,287	8,016	6,448	486,018	0	0	0	129,529	0	0	7,457,065

Name	State	Base	Students with disability	Aboriginal and Torres Strait Islander	Low English proficiency	Socio educational disadvantage	Location	Size	Special Circumstances Funding	Prescribed Circumstances Funding	Adjustments ¹⁷	Previous Legislation	Total Funding
Pembroke School Incorporated	SA	7,061,951	582,881	21,893	5,937	60,638	0	0	0	0	0	0	7,773,300
Pilgrim School Inc	SA	1,336,511	24,127	3,440	2,646	57,343	0	119,059	0	25,182	0	0	1,568,308
Playford College Ltd	SA	2,659,122	193,781	0	72,299	646,641	0	104,935	0	0	0	0	3,676,779
Portside Christian College Inc	SA	5,570,610	213,104	17,581	0	428,619	0	0	0	0	0	0	6,229,914
Prince Alfred College	SA	4,977,067	397,035	15,904	6,320	112,586	0	0	0	84,881	0	0	5,593,793
Pulteney Grammar School Inc	SA	4,073,635	594,005	2,049	4,716	61,095	0	0	0	25,782	-4,648	0	4,756,634
Riverland Christian School Inc	SA	635,178	76,979	13,283	0	113,223	189,795	144,075	0	0	0	0	1,172,533
Scotch College Incorporated	SA	4,584,222	463,584	21,472	1,723	66,464	0	0	0	81,484	0	0	5,218,949
SEDA College SA Limited	SA	283,138	28,280	2,674	265	22,628	0	78,441	0	7,243	0	0	422,669
Seventh-Day Adventist Schools (South Australia) Limited	SA	10,638,669	1,221,750	53,494	49,235	1,657,502	0	199,312	0	146,184	-88,740	0	13,877,406
Seymour College Inc	SA	3,058,760	336,200	14,905	0	64,523	0	0	0	0	0	0	3,474,388
Sisters of St Joseph Mary MacKillop College Kensington Limited	SA	3,019,147	169,335	4,325	14,643	309,191	0	211,841	0	0	0	0	3,728,482
South Australian Anglican Schools System Incorporated	SA	35,189,017	2,563,099	157,993	29,359	3,811,954	0	0	0	882,004	-57,665	0	42,575,761
South Australian Commission for Catholic Schools Inc	SA	325,459,603	32,414,959	1,786,944	1,150,454	39,278,283	9,667,832	6,724,733	0	7,233,452	-1,303,214	0	422,413,048
Southern Montessori Education Centre Incorporated	SA	1,473,009	46,278	1,828	0	60,186	0	148,769	0	0	0	0	1,730,070
Southern Vales Christian College Inc	SA	4,519,888	326,275	38,179	10,597	532,900	0	0	0	0	0	0	5,427,839
Specialised Assistance School for Youth (SASY) Ltd	SA	1,904,080	749,902	9,063	0	820,659	0	273,865	0	479,918	-21,948	0	4,215,539
St Andrews School Inc	SA	1,584,542	144,947	1,610	726	7,141	0	0	0	59,917	0	0	1,798,883

Name	State	Base	Students with disability	Aboriginal and Torres Strait Islander	Low English proficiency	Socio educational disadvantage	Location	Size	Special Circumstances Funding	Prescribed Circumstances Funding	Adjustments ¹⁷	Previous Legislation	Total Funding
ST DOMINIC'S PRIORY COLLEGE LTD	SA	5,402,021	57,387	6,730	51,022	323,563	0	0	0	85,991	0	0	5,926,714
St George College Inc	SA	1,946,917	124,264	0	7,628	195,719	0	146,589	0	0	0	0	2,421,117
St John's Grammar School Inc	SA	3,937,550	696,232	7,337	0	206,000	0	0	0	56,962	0	0	4,904,081
St Mary's College Ltd	SA	6,568,448	370,046	10,873	26,098	329,124	0	0	0	0	0	0	7,304,589
St Peter's Collegiate Girls School Inc	SA	3,374,671	506,341	2,174	0	43,218	0	0	0	3,458	0	0	3,929,862
St Peter's Woodlands Grammar School Inc	SA	3,401,619	620,839	1,612	0	84,222	0	0	0	0	0	0	4,108,292
St. Spyridon's Greek Orthodox Community INC	SA	282,578	55,677	0	0	38,324	0	120,275	0	0	0	0	496,854
Suneden Specialist School Incorporated	SA	497,511	1,292,899	5,178	0	214,427	0	130,524	0	0	0	0	2,140,539
Sunrise Christian School	SA	6,563,330	842,917	13,157	792	381,912	308,481	754,746	0	1,963	-29,572	0	8,837,726
Sunrise Christian School Whyalla	SA	1,391,285	222,676	9,786	1,561	154,935	181,210	135,456	0	0	0	0	2,096,911
Temple Christian College Inc	SA	8,437,181	295,215	23,623	37,377	1,094,477	0	0	0	0	0	0	9,887,873
The Anglican Church of Australia Collegiate School of Saint Peter	SA	6,091,478	653,122	8,099	0	125,697	0	0	0	0	0	0	6,878,396
The Hills Christian Community School Inc	SA	3,204,398	319,003	11,719	0	218,150	0	0	0	29,467	0	0	3,782,737
The Hills Montessori School Inc	SA	860,512	289,401	1,682	0	23,782	0	137,384	0	0	0	0	1,312,761
Torrens Valley Association for Christian Education Inc	SA	4,520,311	234,600	16,312	0	367,933	0	0	0	37,792	-16,189	0	5,160,759
Tyndale Christian School - Murray Bridge Incorporated	SA	1,681,902	691,721	61,844	10,297	555,625	0	157,809	0	0	0	0	3,159,198
Tyndale Christian School - Strathalbyn Incorporated	SA	2,760,272	221,416	24,421	0	372,776	0	170,515	0	0	0	0	3,549,400
Tyndale Christian School Inc	SA	1,2524,491	1,954,782	43,845	33,121	1,706,992	0	0	0	0	0	0	16,263,231

Name	State	Base	Students with disability	Aboriginal and Torres Strait Islander	Low English proficiency	Socio educational disadvantage	Location	Size	Special Circumstances Funding	Prescribed Circumstances Funding	Adjustments ¹⁷	Previous Legislation	Total Funding
University Senior College at Adelaide University Incorporated	SA	2,288,167	49,474	0	8,040	189,454	0	214,553	0	68,116	0	0	2,817,804
Wakefield Regional Christian School Association Incorporated	SA	3,864,826	826,164	9,654	0	812,145	198,800	54,509	0	0	0	0	5,766,098
Walford Anglican School for Girls Inc	SA	2,116,047	104,922	0	0	28,698	0	60,557	0	26,120	0	0	2,336,344
Westminster School	SA	7,009,935	686,894	57,365	3,775	206,779	0	0	0	0	0	0	7,964,748
Wilderness School Ltd	SA	4,080,140	214,067	4,021	1,649	50,729	0	0	0	0	0	0	4,350,606
Willunga Waldorf School	SA	2,736,486	164,664	5,523	0	212,278	0	124,703	0	0	0	0	3,243,654
Woodcroft College Inc	SA	10,009,524	256,089	12,443	0	600,105	0	0	0	0	0	0	10,878,161
Youthinc Incorporated	SA	1,026,288	279,378	14,570	822	442,330	0	207,762	0	0	0	0	1,971,150
Catholic Education Centre	TAS	120,953,999	11,149,340	3,463,360	125,209	17,988,531	11,505,074	2,965,550	0	4,371,082	-2,799	0	172,519,347
Christian Schools Tasmania	TAS	7,669,005	632,573	184,284	3,209	1,051,285	599,951	539,325	0	73,051	0	0	10,752,683
Circular Head Christian Schools Inc	TAS	1,854,536	84,730	310,330	0	452,683	524,107	164,389	0	0	0	0	3,390,775
CityLight Church	TAS	2,826,666	238,901	57,387	3,361	327,382	231,264	111,297	0	28,689	0	0	3,824,947
Devonport Christian School Inc	TAS	1,197,664	71,946	60,486	0	167,318	145,566	135,390	0	8,017	0	0	1,786,387
Fahan School	TAS	2,083,344	101,092	10,053	3,729	50,619	242,909	149,639	0	0	0	0	2,641,385
Free Reformed School Association (INC) TAS	TAS	776,398	28,322	0	0	86,394	63,693	153,949	0	21,897	0	0	1,130,653
Fusion Australia LTD	TAS	191,069	150,347	3,135	0	82,351	48,995	114,094	0	31,466	0	0	621,457
Geneva Fellowship Inc.	TAS	1,992,294	179,474	37,357	0	441,012	245,200	172,075	0	0	0	0	3,067,412
Giant Steps Tasmania	TAS	214,337	498,328	5,625	0	92,379	40,412	93,892	0	0	0	0	944,973
Huon Valley Independent School Association Inc	TAS	667,139	87,505	10,968	0	35,971	112,735	141,003	0	0	0	0	1,055,321
Hutchins School Board of Management	TAS	4,944,214	788,827	20,454	1,517	157,859	582,644	0	0	74,797	0	0	6,570,312

Name	State	Base	Students with disability	Aboriginal and Torres Strait Islander	Low English proficiency	Socio educational disadvantage	Location	Size	Special Circumstances Funding	Prescribed Circumstances Funding	Adjustments ¹⁷	Previous Legislation	Total Funding
Launceston Christian School Inc.	TAS	5,042,500	360,292	12,103	3,151	404,371	366,143	0	0	77,343	0	0	6,265,903
Leighland Christian Parent Controlled School Association Incorporated	TAS	4,841,874	467,247	142,139	0	902,584	585,807	0	0	0	0	0	6,939,651
Newstead Christian School Inc	TAS	698,784	156,151	0	0	69,206	56,121	145,084	0	8,000	0	0	1,133,346
Northern Tasmania Steiner Association Inc.	TAS	434,504	45,225	18,361	0	83,705	37,208	130,620	0	60,558	0	0	810,181
OneSchool Global TAS Ltd	TAS	1,175,399	40,400	0	0	314,549	91,720	187,121	0	0	0	0	1,809,189
Scotch Oakburn College Inc.	TAS	7,215,195	725,626	22,515	924	227,341	547,887	0	0	0	0	0	8,739,488
Seventh-Day Adventist Schools (Tasmania) Limited	TAS	1,633,054	167,069	53,206	19,787	555,600	171,271	314,925	0	63,432	0	0	2,978,344
St. Michael's Collegiate School Board	TAS	3,698,462	217,351	35,770	0	78,261	383,166	0	0	16,735	0	0	4,429,745
Tarremah Steiner School Foundation Inc.	TAS	1,283,349	178,790	10,007	1,071	40,670	124,932	155,887	0	12,724	-32,113	0	1,775,317
The Board of Management, Launceston Church Grammar School	TAS	5,875,885	132,515	57,573	3,825	242,978	453,486	0	0	51,576	0	0	6,817,838
The Cottage School Inc.	TAS	437,868	50,824	0	0	16,415	40,360	123,685	0	0	0	0	669,152
The Friends School Incorporated	TAS	6,787,921	433,505	23,393	1,939	140,202	744,263	0	0	85,547	0	0	8,216,770
The Lambert School Inc	TAS	420,698	61,960	18,709	0	137,222	44,815	174,747	0	20,745	0	0	878,896
The Launceston Preparatory School Inc.	TAS	747,993	61,598	5,576	0	21,728	60,430	128,830	0	2,651	0	0	1,028,806
Adass Israel School Inc	VIC	3,475,520	777,234	0	266,302	1,305,470	0	35,085	0	0	0	0	5,859,611
Advance College of Education Incorporated	VIC	486,003	515,472	11,793	389	209,467	0	105,734	0	0	0	0	1,328,858
AFIC SCHOOLS (VICTORIA) LIMITED	VIC	8,809,187	960,378	0	145,129	1,096,596	0	0	0	0	0	0	11,011,290
Aitken College Limited	VIC	10,630,154	656,882	6,250	25,353	787,845	0	0	0	0	0	0	12,106,484
Al Iman College Ltd	VIC	3,910,060	687,458	0	69,425	428,945	0	0	0	5,381	0	0	5,101,269

Name	State	Base	Students with disability	Aboriginal and Torres Strait Islander	Low English proficiency	Socio educational disadvantage	Location	Size	Special Circumstances Funding	Prescribed Circumstances Funding	Adjustments ¹⁷	Previous Legislation	Total Funding
Al Siraat College Inc.	VIC	7,931,679	554,450	0	158,898	1,158,083	0	0	0	0	0	0	9,803,110
Albury Wodonga Community College Limited	VIC	3,573,726	2,353,100	247,930	0	1,420,847	24,703	432,536	0	75,921	0	0	8,128,763
Alia College Limited	VIC	300,679	150,101	1,998	2,049	27,748	0	124,214	0	0	0	0	606,789
Alphington Grammar School	VIC	2,019,269	276,419	1,730	0	134,438	0	105,306	0	100,840	-40,717	0	2,597,285
Andale School Inc	VIC	217,144	371,601	0	369	93,589	0	128,530	0	0	0	0	811,233
Anglican Diocesan Commission (Diocese of Melbourne) Ltd	VIC	11,263,005	642,763	5,985	18,074	662,467	0	0	0	0	0	0	12,592,294
Association for Christian Education Mount Evelyn Inc	VIC	4,865,394	1,632,217	13,405	0	395,371	0	0	0	0	0	0	6,906,387
Association for Christian Education of Dandenong	VIC	5,132,506	772,572	3,915	5,656	335,747	0	0	0	0	0	0	6,250,396
Association for Christian Education of Frankston Incorporated	VIC	4,317,093	819,016	11,844	1,476	409,701	0	0	0	0	0	0	5,559,130
Australian International Academy of Education Inc	VIC	14,783,757	1,641,935	0	147,481	1,235,627	0	0	0	0	-3,378	0	17,805,422
Bairnsdale Christian Community School Inc	VIC	385,318	100,498	5,693	0	46,929	62,857	118,449	0	0	0	0	719,744
Ballarat Christian College	VIC	2,522,280	313,146	15,398	22,420	284,279	0	177,016	0	0	0	0	3,334,539
Ballarat Steiner School & Kindergarten Inc.	VIC	564,710	111,589	3,422	0	32,915	0	120,365	0	0	0	0	833,001
Beaconhills Christian College Limited	VIC	20,420,498	1,405,857	9,784	456,495	4,610,254	0	0	0	206,509	0	0	27,109,397
Beechworth Montessori Children's Group Inc	VIC	512,376	213,417	3,294	0	22,813	19,702	115,893	0	0	0	0	887,495
Beis Efrain College Limited	VIC	1,113,147	191,544	0	113,208	560,960	0	134,055	0	0	0	0	2,112,914
Belgrave Heights Christian School of Presbyterian Church Vic Inc	VIC	5,627,188	724,589	0	4,817	453,922	0	0	0	0	0	0	6,810,516
Berengarra School Ltd	VIC	650,946	1,515,266	1,801	0	280,557	0	133,594	0	0	-151,928	0	2,430,236

Name	State	Base	Students with disability	Aboriginal and Torres Strait Islander	Low English proficiency	Socio educational disadvantage	Location	Size	Special Circumstances Funding	Prescribed Circumstances Funding	Adjustments ¹⁷	Previous Legislation	Total Funding
Berry Street Victoria Incorporated	VIC	1,276,347	3,145,434	98,287	0	550,106	0	161,179	0	0	0	0	5,231,353
Bialik College (Nominees) Pty Ltd	VIC	1,271,328	781,838	0	0	39,593	0	0	0	0	75,918	0	2,168,676
Bialik College Limited	VIC	1,713,905	1,065,862	0	0	59,848	0	0	0	94,350	-2,168,676	0	765,289
Billanook College Limited	VIC	4,859,009	359,469	8,654	0	221,497	0	0	0	0	0	0	5,448,629
Blyton Pty Ltd	VIC	2,342,573	319,806	3,754	4,335	61,227	0	168,827	0	0	0	0	2,900,522
Brighton Grammar School	VIC	3,729,220	619,799	10,716	1,613	133,275	0	0	0	0	0	0	4,494,623
Brotherhood of St Laurence	VIC	859,716	1,626,147	2,090	688	370,537	0	174,531	0	325,360	0	0	3,359,069
Camberwell Anglican Girls Grammar School	VIC	2,903,864	179,352	6,862	8,686	23,535	0	0	0	195	0	0	3,122,494
Capability Building Inc	VIC	201,836	236,838	2,865	41	86,992	5,851	62,377	0	0	0	0	596,800
Carey Baptist Grammar School Limited	VIC	6,138,220	1,396,789	1,884	7,679	89,597	0	0	0	733,588	0	0	8,367,757
Castlemaine Steiner School Ltd	VIC	1,301,244	86,524	7,733	0	41,861	0	144,710	0	0	0	0	1,582,072
Catholic Education Commission of Victoria Limited	VIC	1,560,225,526	214,339,635	4,570,363	7,250,324	187,347,050	14,764,035	31,424,456	0	27,836,370	-683,718	0	2,047,074,042
Caulfield Grammar School	VIC	12,875,570	1,520,858	10,582	54,114	1,024,530	0	0	0	0	0	0	15,485,655
Cheder Levi Yitzchok Inc.	VIC	482,960	207,137	0	5,549	72,322	0	141,041	0	0	0	0	909,009
Child & Family Care Network Inc	VIC	144,428	450,616	1,612	0	62,248	0	103,528	0	0	0	0	762,432
Christ Church Grammar School	VIC	485,262	385,831	0	0	5,522	0	0	0	0	0	0	876,615
Christadelphian Heritage College Melbourne	VIC	237,024	83,554	0	0	39,697	0	123,605	0	0	0	0	483,880
Christian College Bellarine Ltd	VIC	3,480,159	162,599	10,206	7,549	368,229	0	30,842	0	51,002	0	0	4,110,586
Christian College Geelong Limited	VIC	6,767,630	761,072	5,637	20,235	589,274	0	0	0	0	0	0	8,143,848

Name	State	Base	Students with disability	Aboriginal and Torres Strait Islander	Low English proficiency	Socio educational disadvantage	Location	Size	Special Circumstances Funding	Prescribed Circumstances Funding	Adjustments ¹⁷	Previous Legislation	Total Funding
Christian College Institute of Senior Education Limited	VIC	4,102,182	314,001	2,204	4,852	432,370	0	142,443	0	0	0	0	4,998,052
Christian Resource Ministries Inc.	VIC	3,134,438	151,084	0	6,700	116,630	0	2,093	0	235,777	0	0	3,646,722
Cire Services Incorporated	VIC	1,797,525	1,565,870	24,092	0	774,734	0	239,021	0	227,464	0	0	4,628,706
Community College Gippsland LTD	VIC	1,069,282	911,313	3,603	0	460,861	0	167,734	0	500,309	0	0	3,113,102
Cornish College	VIC	3,653,827	857,290	6,030	19,382	235,621	0	0	0	0	0	0	4,772,150
Creek Street Christian Fellowship	VIC	2,356,696	102,011	0	4,368	266,771	0	170,073	0	16,542	0	0	2,916,461
Crest Education Ltd	VIC	12,942,093	1,189,637	0	7,156	749,823	0	0	0	0	0	0	14,888,709
Dandenong Ranges Steiner School Inc	VIC	896,411	116,610	0	0	56,893	0	131,539	0	20,579	0	0	1,222,032
Darul Ulum College of Victoria	VIC	9,050,519	1,459,940	0	127,312	1,239,747	0	0	0	0	0	0	11,877,518
Daylesford Dharma School Inc.	VIC	285,071	27,389	0	0	29,134	0	128,547	0	0	-50,307	0	41,9834
Deutsche Schule Melbourne Inc.	VIC	534,064	92,952	0	0	3,625	0	162,510	0	5,028	0	0	798,179
Donvale Christian College	VIC	7,191,197	1,444,047	6,123	0	207,684	0	0	0	115,142	0	0	8,964,193
East Gippsland Steiner Education Group Inc.	VIC	298,589	29,859	1,768	0	41,254	49,183	124,569	0	0	0	0	545,222
East Preston Islamic College Limited	VIC	5,315,183	175,177	0	117,288	1,236,596	0	0	0	0	0	0	6,844,244
Ecumenical Schools Australia	VIC	134,426,693	9,579,567	281,302	60,336	6,021,774	1,209,694	525,477	0	2,028,747	-99,333	0	154,034,257
Eltham College	VIC	2,703,607	981,777	4,018	0	130,011	0	43,771	0	0	0	0	3,863,184
Erasmus School	VIC	469,487	183,051	0	0	4,616	0	121,086	0	0	0	0	778,240
Fintona Girls' School	VIC	1,695,504	132,207	0	0	11,553	0	162,967	0	0	0	0	2,002,231
Firbank Grammar School	VIC	3,077,439	659,893	8,384	2,966	74,723	0	0	0	29,445	0	0	3,852,850
Fitzroy Community School Co-Operative Ltd	VIC	430,315	0	0	0	4,737	0	149,292	0	21,799	0	0	606,143

Name	State	Base	Students with disability	Aboriginal and Torres Strait Islander	Low English proficiency	Socio educational disadvantage	Location	Size	Special Circumstances Funding	Prescribed Circumstances Funding	Adjustments ¹⁷	Previous Legislation	Total Funding
Flinders Christian Community College Inc	VIC	12,313,662	1,311,226	12,294	3,558	757,947	0	0	0	0	0	0	14,398,687
Frank Dando Sports Academy Association Ltd	VIC	247,740	576,105	2,003	198	106,776	0	59,721	0	0	0	0	992,543
Freshwater Creek Steiner School Association Incorporated	VIC	822,080	149,691	1,843	0	73,335	0	139,351	0	0	0	0	1,186,300
Gandel Besen House Limited	VIC	649,025	351,985	0	0	2,508	0	26,546	0	0	0	0	1,030,064
Geelong Baptist College Inc	VIC	3,073,584	194,401	11,097	4,713	501,625	0	191,423	0	0	-11,304	0	3,965,539
Geelong Christian Education Association	VIC	5,841,950	475,913	19,128	6,399	538,819	0	0	0	0	0	0	6,882,209
Geelong Grammar School	VIC	6,177,447	613,493	62,838	3,361	175,029	0	0	0	136,480	-26,026	0	7,142,622
Ghilgai School Ltd	VIC	600,169	70,313	0	0	51,267	0	122,929	0	18,569	0	0	863,247
Giant Steps Melbourne Limited	VIC	194,217	513,964	0	0	83,708	0	69,441	0	704	0	0	862,034
Girton Grammar School Ltd	VIC	8,752,772	1,514,580	25,230	0	251,832	0	0	0	0	0	0	10,544,414
Gisborne Montessori School Limited	VIC	565,870	547,749	0	0	45,691	0	135,816	0	1,530	0	0	1,296,656
Glenroy Private Ltd	VIC	2,311,782	0	0	4,624	773,894	0	85,613	0	0	0	0	3,175,913
Grace Christian College Co-operative Ltd	VIC	1,063,311	87,478	16,471	3,642	144,587	0	162,900	0	8,881	0	0	1,487,270
Haileybury	VIC	24,422,800	1,715,385	29,542	34,549	344,631	0	0	0	37,616	0	0	26,584,523
Heathdale Christian College Limited	VIC	11,624,512	1,012,013	3,913	26,008	282,348	0	0	0	0	-8,033	0	12,940,761
Hester Hombrook Academy	VIC	1,641,736	2,339,102	31,225	10,507	707,588	0	165,649	0	0	0	0	4,895,807
Ilim College	VIC	21,515,158	1,495,934	7,889	334,681	3,397,007	0	0	0	0	0	0	26,750,669
Insight Education Centre for the Blind and Vision Impaired	VIC	15,689	13,434	0	0	6,762	0	6,910	0	0	0	0	42,796
Kamaruka Inc	VIC	348,091	879,693	0	278	150,027	0	94,549	0	0	0	0	1,472,638
Kardinia International College (Geelong) Ltd	VIC	13,342,578	605,910	2,170	1,703	377,514	0	0	0	0	0	0	14,329,875

Name	State	Base	Students with disability	Aboriginal and Torres Strait Islander	Low English proficiency	Socio educational disadvantage	Location	Size	Special Circumstances Funding	Prescribed Circumstances Funding	Adjustments ¹⁷	Previous Legislation	Total Funding
Kerang Christian Community School Limited	VIC	1,081,025	151,671	17,220	1,466	148,519	169,853	176,051	0	0	0	0	1,745,805
Kilvington Grammar School Limited	VIC	3,776,951	256,264	4,491	5,050	43,074	0	0	0	0	0	0	4,085,830
Kingswood College Ltd	VIC	2,377,813	880,065	17,586	0	51,277	0	34,230	0	54,090	0	0	3,415,061
Koonwarra Village School Limited	VIC	433,588	38,069	0	0	144,120	32,307	133,171	0	0	0	0	781,255
Korowa Anglican Girls' School	VIC	2,057,450	390,748	0	1,856	15,560	0	0	0	41,803	0	0	2,507,417
Lauriston Girls' School	VIC	2,006,925	410,734	0	5,218	26,112	0	0	0	28,736	-8,099	0	2,469,626
Life Ministry Centre Ltd	VIC	5,407,856	864,928	16,221	9,332	279,101	0	0	0	56,151	0	0	6,633,589
Lighthouse Christian College Cranbourne Inc	VIC	8,425,925	73,785	9,900	99,333	939,033	0	0	0	0	0	0	9,547,976
Lighthouse Christian College Incorporated	VIC	6,680,334	371,412	6,274	27,276	470,461	0	0	0	0	0	0	7,555,757
Little Yarra Steiner School Limited	VIC	2,159,351	92,033	1,959	2,543	192,246	0	175,148	0	0	-26,301	0	2,596,979
Lowther Hall Anglican Grammar School	VIC	4,716,223	412,807	2,094	3,088	114,177	0	0	0	54,711	0	0	5,303,100
Lutheran Church of Australia Victorian District	VIC	55,512,582	5,950,736	319,577	79,372	4,509,550	2,221,500	1,782,953	0	876,665	-22,778	0	71,230,157
Maharishi's Global Administration through Natural Law Ltd	VIC	350,044	97,211	5,920	0	28,024	0	122,249	0	3,100	0	0	606,548
Mansfield Autism Statewide Services	VIC	172,435	446,908	0	0	74,320	25,639	74,357	0	0	0	0	793,659
MANSFIELD RUDOLF STEINER SCHOOL AND KINGERGARTEN INC	VIC	1,048,658	166,492	0	0	93,490	137,417	140,702	0	0	0	0	1,586,759
Melbourne Girls Grammar - An Anglican School	VIC	2,731,969	609,410	14,162	18,555	193,930	0	0	0	7,106	-11,575	0	3,563,557
Melbourne Grammar School	VIC	5,599,710	472,023	31,481	2,223	792,700	0	0	0	301,969	0	0	6,486,676
Melbourne Indigenous Transition School	VIC	253,618	0	304,342	22,827	124,301	0	64,297	0	0	0	0	769,385

Name	State	Base	Students with disability	Aboriginal and Torres Strait Islander	Low English proficiency	Socio educational disadvantage	Location	Size	Special Circumstances Funding	Prescribed Circumstances Funding	Adjustments ¹⁷	Previous Legislation	Total Funding
Melbourne Montessori School Limited	VIC	1,094,935	152,885	0	0	53,077	0	150,664	0	14,104	0	0	1,465,665
Melton Christian Centre Limited	VIC	6,387,044	361,021	9,453	15,329	692,937	0	0	0	0	0	0	7,465,784
Mentone Girls' Grammar School	VIC	3,745,614	578,378	0	3,148	66,575	0	0	0	0	0	0	4,393,715
Mentone Grammar School	VIC	7,832,408	835,182	4,317	3,381	201,483	0	0	0	0	0	0	8,876,771
Mercy Education Limited	VIC	28,525,153	1,549,545	230,753	82,599	1,886,556	0	0	0	354,320	-34,095	0	32,594,831
Methodist Ladies' College Limited	VIC	5,364,074	839,341	18,265	6,881	89,141	0	0	0	153,459	0	0	6,471,161
Mildura Christian College	VIC	753,810	144,140	24,403	8,109	193,241	109,506	157,944	0	0	0	0	1,391,153
Minaret College Inc	VIC	14,929,061	427,819	0	384,340	2,998,785	0	0	0	0	0	0	18,740,005
Mount Hira College	VIC	5,107,380	575,321	0	91,221	797,748	0	0	0	0	-42,950	0	6,528,721
Mount Scopus Memorial College Limited	VIC	3,023,594	971,212	0	0	30,804	0	0	0	0	0	0	4,025,610
Mountain District Parent Controlled Christian School Association	VIC	1,370,751	216,499	5,789	0	162,006	0	164,752	0	0	0	0	1,919,797
North-Eastern Montessori School Association	VIC	298,840	200,484	0	0	7,102	0	119,396	0	0	-8,052	0	617,770
Northside Christian College Inc.	VIC	3,295,062	305,965	0	11,304	232,683	0	57,352	0	140,079	0	0	4,042,445
ONESCHOOL GLOBAL VIC LTD	VIC	4,524,307	551,682	0	0	1,172,351	0	0	0	0	0	0	6,248,340
Overnewton Anglican Community College Limited	VIC	17,537,904	2,324,185	14,054	30,153	966,930	0	0	0	0	0	0	20,873,226
Oxford College Pty Ltd	VIC	88,746	0	0	77	6,853	0	36,664	0	0	0	0	132,340
PARED VICTORIA LTD	VIC	578,459	68,955	0	550	48,969	0	148,148	0	50,872	0	0	895,953
Penleigh and Essendon Grammar School	VIC	16,588,930	281,349	15,306	12,526	275,617	0	0	0	0	0	0	17,173,728
Phillip Island Village School Ltd	VIC	290,484	72,007	0	0	22,055	27,004	143,014	0	3,605	0	0	558,169

Name	State	Base	Students with disability	Aboriginal and Torres Strait Islander	Low English proficiency	Socio educational disadvantage	Location	Size	Special Circumstances Funding	Prescribed Circumstances Funding	Adjustments ¹⁷	Previous Legislation	Total Funding
Plenty Valley Christian Education Limited	VIC	5,270,525	582,247	0	1,468	267,529	0	0	0	54,566	0	0	6,176,335
Presbyterian Ladies' College	VIC	6,453,774	459,803	10,790	17,057	43,377	0	0	0	107,470	0	0	7,092,271
Presbil - the Margaret Lytle Memorial School	VIC	745,871	207,767	2,343	0	44,117	0	215,224	0	179,677	0	0	1,394,999
Preston Reservoir Adult Community Education Inc	VIC	571,799	531,609	23,362	5,718	246,446	0	123,804	0	0	0	0	1,502,738
R. Steiner School Co. Ltd.	VIC	2,653,841	173,711	3,942	0	237,359	0	85,215	0	0	0	0	3,154,068
Reachout Enterprises Ltd	VIC	557,881	45,527	0	0	133,011	0	170,801	0	11,161	0	0	918,381
Red Rock Christian College Inc	VIC	811,511	363,477	1,753	0	49,499	0	144,681	0	0	0	0	1,370,921
River City Christian College	VIC	420,451	70,304	10,740	0	146,526	13,286	152,815	0	0	0	0	814,122
Rosbourne School	VIC	1,056,783	2,588,382	0	846	455,473	0	164,488	0	0	0	0	4,265,972
Ruyton	VIC	2,154,020	613,298	1,982	2,966	32,723	0	0	0	0	0	0	2,804,989
School of Creative Education Limited	VIC	184,271	36,116	5,208	0	0	0	143,102	0	0	0	0	368,697
Scotch College Hawthorn	VIC	4,723,899	820,877	23,091	11,156	66,036	0	0	0	0	0	0	5,645,059
SEDA College (Victoria)	VIC	6,164,026	699,649	66,158	6,550	1,055,586	0	0	0	126,183	0	0	8,118,152
Seventh Day Adventist Schools (Victoria) Limited	VIC	19,415,857	2,011,295	62,238	96,392	2,036,452	196,806	715,795	0	215,098	-16,276	0	24,733,657
Shelford Girls' Grammar	VIC	1,767,756	111,195	0	4,709	42,525	0	137,332	0	266	0	0	2,063,783
Shepparton Adult and Community Education College Inc	VIC	783,100	135,080	49,459	1,671	363,781	0	177,548	0	0	0	0	1,510,639
Shepparton Christian College Ltd	VIC	1,689,389	150,645	14,544	1,633	181,943	0	164,410	0	124,747	0	0	2,327,311
Sholem Aleichem College	VIC	772,724	194,530	1,817	596	10,913	0	139,568	0	0	0	0	1,120,148
Sirius College	VIC	23,248,070	2,435,654	0	390,826	2,708,605	0	0	0	0	0	0	28,783,155
Son Centre Christian School Ltd	VIC	279,891	66,597	9,028	3,456	39,993	65,548	119,616	0	0	0	0	584,129
Sophia Mundi Limited	VIC	593,171	416,613	1,814	0	47,622	0	158,478	0	13,167	0	0	1,230,865

Name	State	Base	Students with disability	Aboriginal and Torres Strait Islander	Low English proficiency	Socio educational disadvantage	Location	Size	Special Circumstances Funding	Prescribed Circumstances Funding	Adjustments ¹⁷	Previous Legislation	Total Funding
Southern Cross Grammar	VIC	5,228,686	987,528	2,076	3,790	177,644	0	0	0	72,439	0	0	6,472,163
St Catherine's School	VIC	1,229,314	473,160	8,067	0	57,100	0	0	0	37,365	0	0	1,805,006
St John's Greek Orthodox College	VIC	1,880,376	249,513	0	3,285	287,102	0	189,598	0	7,410	0	0	2,617,284
St Leonard's College	VIC	5,152,937	624,443	10,912	1,724	71,750	0	0	0	372,411	0	0	6,234,177
St Margaret's School	VIC	5,238,587	446,018	0	4,469	134,517	0	0	0	0	0	0	5,823,591
St Mary's Coptic Orthodox College	VIC	6,810,353	156,155	0	69,693	1,186,519	0	0	0	0	0	0	8,222,720
St Michael's Grammar School	VIC	3,179,801	1,020,463	3,932	0	86,677	0	0	0	0	0	0	4,290,873
St Thomas Aquinas College Limited	VIC	2,292,346	147,617	0	0	264,739	0	167,313	0	0	0	0	2,872,015
Strathcona Baptist Girls Grammar School Ltd	VIC	1,680,300	805,514	0	0	54,745	0	0	0	76,211	0	0	2,616,770
The Camberwell Grammar School	VIC	4,368,858	339,809	16,334	17,904	49,316	0	0	0	0	0	0	4,792,221
THE CHRISTIAN COMMUNITY COLLEGE-PORTLAND LTD.	VIC	1,845,991	214,528	32,804	3,344	254,099	261,297	210,120	0	0	0	0	2,822,183
The Currajong School Ltd	VIC	309,236	928,999	0	0	133,281	0	105,995	0	0	0	0	1,477,511
The Greek Orthodox Community of Oakleigh and District Inc	VIC	3,800,755	1,655,842	0	0	549,040	0	0	0	102,696	0	0	6,108,333
The Islamic Schools of Victoria (Werribee College) Inc	VIC	17,341,095	250,265	0	358,133	2,670,218	0	0	0	0	0	0	20,619,711
The Ivanhoe Girls' Grammar School	VIC	3,721,566	338,597	6,630	4,548	72,114	0	0	0	0	0	0	4,143,455
The Ivanhoe Grammar School	VIC	10,545,377	756,675	2,153	13,932	293,797	0	0	0	0	0	0	11,611,934
The Japanese School of Melbourne	VIC	214,124	0	0	0	8,737	0	137,765	0	94,155	-2,396	0	452,385
The Kilmore International School Limited	VIC	2,591,583	241,173	4,589	12,387	52,284	0	209,369	0	0	0	0	3,111,385

Name	State	Base	Students with disability	Aboriginal and Torres Strait Islander	Low English proficiency	Socio educational disadvantage	Location	Size	Special Circumstances Funding	Prescribed Circumstances Funding	Adjustments ¹⁷	Previous Legislation	Total Funding
The King David School Holdings Ltd	VIC	1,957,648	947,991	0	3,050	26,362	0	0	0	0	0	0	2,935,051
The Knox School Limited	VIC	3,355,620	273,709	2,096	0	132,532	0	5,378	0	9,842	0	0	3,779,177
The Learning Cooperative Ltd	VIC	141,820	15,173	0	0	16,773	0	127,275	0	0	0	0	301,041
The Presbyterian School of St Andrew Limited	VIC	4,010,711	373,804	3,836	3,212	39,736	0	0	0	0	0	0	4,431,299
The River Nile School Incorporated	VIC	913,806	320,821	0	81,229	434,208	0	188,257	0	343,055	0	0	2,281,376
The United Vietnamese Buddhist Congregation of South Eastern Melbourne Inc.	VIC	317,726	130,797	0	14,121	136,191	0	139,180	0	0	0	0	738,015
The Uniting Church In Australia Property Trust (Victoria)	VIC	3,091,562	496,442	4,099	0	74,915	0	138,904	0	8,629	0	0	3,814,551
Tintern Grammar	VIC	4,114,655	530,977	0	0	112,847	0	0	0	64,025	0	0	4,822,504
Toorak College Ltd	VIC	4,121,531	148,408	4,209	5,975	100,591	0	0	0	0	-6,071	0	4,374,643
TOPP Schools Ltd	VIC	608,303	57,332	0	0	24,292	0	154,286	0	2,382	0	0	846,595
Trinity Grammar School, Kew	VIC	3,543,549	1,233,393	13,850	4,511	63,513	0	0	0	145,448	0	0	5,004,264
Trustees of Edmund Rice Education Australia	VIC	17,669,029	1,922,134	159,344	86,079	1,875,140	0	0	0	479,887	-1,387	0	22,190,227
Trustees of the Christian Brothers	VIC	49,071,115	6,701,923	394,735	40,659	4,695,601	0	266,595	0	1,520,998	-176,848	0	62,514,777
Trustees of the Marist Brothers Southern Province	VIC	6,578,392	802,799	328,046	2,851	1,072,606	848,694	0	0	0	0	0	9,633,388
Verity Christian College Incorporated	VIC	220,508	3,811	0	0	7,595	59,942	143,102	0	27,908	0	0	462,866
Victory Christian College Inc	VIC	4,057,765	304,383	15,858	0	387,491	0	0	0	0	0	0	4,765,497
Villa Maria Society	VIC	341,445	980,597	0	2,844	147,163	0	137,595	0	0	0	0	1,609,644
Village School Inc	VIC	417,788	72,183	3,883	0	30,943	0	132,671	0	0	0	0	657,468

Name	State	Base	Students with disability	Aboriginal and Torres Strait Islander	Low English proficiency	Socio educational disadvantage	Location	Size	Special Circumstances Funding	Prescribed Circumstances Funding	Adjustments ¹⁷	Previous Legislation	Total Funding
Warragul District Parent Controlled Christian School Association Inc	VIC	12,652,050	1,688,525	41,743	17,599	1,551,194	0	0	0	0	0	0	15,951,111
Warrnambool Presbyterian School LTD.	VIC	1,665,226	316,593	12,370	0	159,202	58,591	160,151	0	9,678	0	0	2,381,810
Waverley Christian College Inc	VIC	12,653,591	1,414,815	3,717	22,902	353,617	0	0	0	0	0	0	14,448,642
Wesley College Melbourne	VIC	11,334,653	1,213,495	966,409	72,165	788,481	832,273	247,690	0	74,589	-7,755	0	15,522,000
Woodleigh School	VIC	5,706,193	747,816	31,775	7,316	181,550	0	0	0	105,910	0	0	6,780,560
Worawa Aboriginal College Limited	VIC	600,799	577,626	720,959	54,072	297,870	0	125,881	0	0	0	0	2,377,207
Yarra Valley Grammar School	VIC	6,234,487	1,427,363	6,376	3,207	246,672	0	0	0	90,592	0	0	8,008,697
Yarralinda School Association Inc	VIC	145,770	12,041	1,980	0	382,10	0	130,057	0	25,830	0	0	353,888
Yavneh College Nominees Pty Ltd	VIC	1,783,212	1,166,101	0	4,440	117,454	0	0	0	0	0	0	3,071,207
YESHIVAH-BETH RIVKAH SCHOOLS LIMITED	VIC	8,356,179	1,766,051	0	32,496	515,391	0	0	0	0	0	0	10,670,117
Yesodei Hatorah College Inc	VIC	1,313,811	312,914	0	2,861	61,405	0	159,517	0	0	0	0	1,850,508
AFC Schools (WA) Limited	WA	7,439,481	7,271	0	0	480,374	0	0	0	43,310	0	0	7,970,436
Albany Free Reformed Church Education Association (Inc)	WA	1,556,388	130,492	0	0	237,735	190,977	149,145	0	0	0	0	2,264,737
Al-Hidayah Islamic Education Admin INC	WA	1,210,899	169,885	5,025	6,761	98,149	0	122,220	0	9,983	0	0	1,622,922
Alkimos Baptist College Inc.	WA	2,235,576	141,992	7,837	11,647	331,080	0	167,391	0	43,849	0	0	2,939,372
All Saints' College Inc.	WA	5,851,561	374,245	38,290	995	91,011	0	0	0	112,274	0	0	6,468,376
Alta-1 College Ltd	WA	5,917,809	6,778,529	149,497	4,734	2,550,576	0	0	0	0	0	0	15,401,145
Armadae Congregational Church (Inc)	WA	4,781,807	165,179	28,570	12,700	697,578	0	0	0	283,884	0	0	5,969,718
Association for Christian Education Inc	WA	5,189,115	255,266	5,967	8,319	219,854	0	0	0	43,828	0	0	5,722,349

Name	State	Base	Students with disability	Aboriginal and Torres Strait Islander	Low English proficiency	Socio educational disadvantage	Location	Size	Special Circumstances Funding	Prescribed Circumstances Funding	Adjustments ¹⁷	Previous Legislation	Total Funding
Atlantis Beach Baptist College Limited	WA	827,087	301,366	11,487	901	181,997	0	159,211	0	180,470	0	0	1,662,519
Austin Cove Baptist College Inc.	WA	4,886,031	781,285	9,004	0	673,004	0	0	0	0	0	0	6,349,324
Australian Association for International Education Incorporated	WA	788,372	79,536	0	1,581	44,607	0	184,769	0	0	0	0	1,098,865
Australian Islamic College Perth Inc	WA	21,777,466	220,423	14,918	738,881	4,704,318	0	0	0	863,118	0	0	28,319,124
Banksia Montessori School Inc	WA	64,100	37,367	3,892	0	5,261	0	100,731	0	8,560	-2,042	0	217,870
Baris Education and Culture Foundation Limited	WA	2,068,172	286,747	0	58,207	521,846	0	178,316	0	0	0	0	3,113,289
Beenong School Association	WA	521,257	267,088	7,181	0	47,216	0	134,146	0	39,812	0	0	1,016,700
Bethel Christian School Incorporated	WA	3,145,538	267,920	29,066	23,884	485,433	368,908	74,422	0	24,082	0	0	4,419,253
Bible Baptist Christian Academy	WA	159,736	3,216	0	0	17,917	0	69,223	0	6,119	0	0	256,211
Blue Gum Montessori School Inc.	WA	1,055,784	357,013	0	0	9,930	0	113,882	0	12,194	0	0	1,548,803
Bold Park Community School Advisory Council Inc	WA	450,153	533,615	5,954	0	12,023	0	114,569	0	40,345	0	0	1,156,659
Bunbury Baptist College Inc	WA	1,715,750	246,318	3,986	0	273,473	0	159,720	0	48,132	0	0	2,447,379
Bunbury Regional Community College Inc.	WA	866,643	797,882	32,679	0	373,523	0	178,082	0	192,958	0	0	2,441,767
Carey Baptist College Ltd	WA	10,345,205	837,275	1,987	6,549	624,437	0	159,340	0	22,066	0	0	11,996,859
Camarvon Christian Parent Controlled School Association Inc	WA	646,037	57,575	19,768	1,177	110,017	427,060	117,915	0	0	0	0	1,379,549
Casa Mia Montessori Community School Inc.	WA	136,206	49,705	0	0	1,649	0	89,275	0	0	0	0	276,835
Catholic Education Commission of WA.	WA	468,793,138	42,538,126	16,047,694	1,514,350	56,010,514	26,157,726	10,762,849	0	18,283,655	-651,446	0	639,456,605
Christ Church Grammar School Incorporated	WA	3,793,946	493,823	33,986	7,019	753,13	0	0	0	205,901	0	0	4,609,988

Name	State	Base	Students with disability	Aboriginal and Torres Strait Islander	Low English proficiency	Socio educational disadvantage	Location	Size	Special Circumstances Funding	Prescribed Circumstances Funding	Adjustments ¹⁷	Previous Legislation	Total Funding
Christian Aboriginal Parent-Directed Schools	WA	1,881,149	514,038	1,979,927	169,303	873,206	779,673	486,544	0	0	0	0	6,683,840
Chrysalis Montessori School INC	WA	423,703	52,154	0	0	11,369	0	122,756	0	7,838	0	0	617,820
COMET WA LIMITED	WA	2,238,779	2,233,804	111,915	67,163	964,914	0	217,159	0	23,630	0	0	5,857,364
Communicare Inc	WA	1,087,334	951,483	74,814	0	468,641	0	221,635	0	18,163	-12,375	0	2,809,695
Cornerstone Christian College Ltd	WA	2,992,978	351,529	14,190	0	284,099	0	139,454	0	0	0	0	3,782,250
Court Grammar School Inc.	WA	4,536,973	295,830	74,558	0	665,100	0	0	0	26,028	0	0	5,598,489
Divine Mercy College Inc	WA	2,667,549	316,487	0	26,333	333,474	0	170,780	0	55,247	0	0	3,569,870
Emmanuel Christian Community School Incorporated	WA	4,289,275	477,895	11,071	139,354	900,324	0	0	0	0	0	0	5,817,919
Fairbridge Western Australian Inc	WA	988,133	476,012	30,776	0	425,886	0	199,788	0	0	0	0	2,120,595
Foundation Christian College Incorporated	WA	4,109,068	238,356	21,545	7,854	524,386	0	28,227	0	0	0	0	4,929,436
Free Reformed School Association (Inc)	WA	7,124,570	353,844	3,759	0	612,038	0	0	0	49,139	0	0	8,143,350
Fremantle Christian College Incorporated	WA	1,732,578	209,731	43,508	1,050	255,808	0	150,028	0	39,057	0	0	2,431,760
Futures WA Ltd	WA	512,646	612,232	88,725	0	220,950	0	107,808	0	0	-401,663	0	1,140,698
Geraldton Christian Community Schools Association Incorporated	WA	2,649,489	480,190	98,637	0	365,808	379,785	157,426	0	33,660	0	0	4,164,995
Geraldton Grammar School Incorporated	WA	3,760,345	107,745	25,770	1,807	264,767	541,836	61,254	0	25,771	0	0	4,789,295
Golden Hill Steiner School Inc	WA	627,738	42,908	1,812	0	58,437	128,391	134,792	0	0	0	0	994,078
Goldfields Baptist College Incorporated	WA	2,048,856	61,433	46,186	8,306	464,359	498,505	152,311	0	25,784	0	0	3,305,740
Governors of Hale School	WA	5,766,978	683,920	40,314	2,958	123,722	0	0	0	0	0	0	6,617,892
Grace Christian School Ltd	WA	4,277,966	513,597	15,168	2,654	431,217	0	0	0	0	0	0	5,240,602

Name	State	Base	Students with disability	Aboriginal and Torres Strait Islander	Low English proficiency	Socio educational disadvantage	Location	Size	Special Circumstances Funding	Prescribed Circumstances Funding	Adjustments ¹⁷	Previous Legislation	Total Funding
Great Southern Grammar School Incorporated	WA	5,620,230	405,393	55,203	1,889	382,574	913,391	0	0	0	0	0	7,378,680
Guildford Grammar School Inc	WA	6,815,980	891,246	126,962	4,647	247,081	0	0	0	82,898	0	0	8,168,814
H & S Hoffman & G Korsunski Carmel School Inc	WA	2,278,760	415,236	0	0	44,195	0	45,847	0	72,459	0	0	2,856,497
Helena College Council Inc	WA	4,463,515	183,252	16,769	1,916	180,936	0	0	0	50,518	0	0	4,896,906
Helena River Steiner School Community Association	WA	261,818	26,497	4,698	0	20,402	0	143,102	0	2,622	0	0	459,139
Heritage College Perth (Inc.)	WA	794,731	92,298	6,061	2,735	91,439	0	158,406	0	0	0	0	1,145,670
HillSide Christian College Incorporated	WA	2,268,871	34,282	22,895	0	332,367	0	156,610	0	31,054	0	0	2,846,079
Hope Christian College Inc	WA	2,483,276	373,790	14,697	0	328,913	0	171,482	0	13,076	0	0	3,385,234
Immaculate Heart College LTD	WA	2,028,891	300,350	16,831	2,702	364,768	8,943	154,274	0	0	0	0	2,876,759
Jarlmadangah Burru Aboriginal Corporation	WA	79,914	0	95,897	7,192	36,880	149,200	110,783	0	67,295	-65,072	0	482,090
Kadina Community Incorporated	WA	186,720	3,038	224,065	16,805	93,360	263,174	146,749	0	0	-105,760	0	828,151
Kerry Street Community School Inc	WA	369,361	185,066	3,821	0	48,260	0	127,110	0	0	0	0	733,618
Kingsway Christian Education Association INC	WA	8,919,194	336,983	8,228	14,113	296,516	0	0	0	93,593	0	0	9,668,626
Learning Tree Steiner School Inc	WA	738,078	41,482	10,909	0	105,511	123,581	144,855	0	67,702	0	0	1,232,118
Mandurah Baptist College Inc	WA	9,366,460	953,570	26,707	3,727	796,036	0	0	0	0	0	0	11,146,500
Margaret River Independent School	WA	866,521	90,795	3,401	0	48,158	72,337	124,290	0	0	0	0	1,205,502
Mazenod College Limited	WA	6,249,331	415,894	38,087	3,529	672,823	0	0	0	112,685	-10,003	0	7,482,346
Methodist Ladies' College	WA	2,275,368	453,063	18,565	0	132,635	0	0	0	22,821	-133,622	0	2,768,830
Nomads Charitable & Educational Foundation	WA	529,004	108,754	634,805	47,610	244,135	497,017	143,003	0	0	-80,000	0	2,124,328

Name	State	Base	Students with disability	Aboriginal and Torres Strait Islander	Low English proficiency	Socio educational disadvantage	Location	Size	Special Circumstances Funding	Prescribed Circumstances Funding	Adjustments ¹⁷	Previous Legislation	Total Funding
Norbertine Canons Incorporated	WA	7,148,557	503,052	39,545	31,557	866,566	0	0	0	75,736	0	0	8,665,013
OneSchool Global WA Ltd	WA	1,729,585	69,297	0	0	435,732	0	176,232	0	0	0	0	2,410,846
Parklands School Association Incorporated	WA	958,621	61,306	3,501	1,779	67,329	121,325	128,221	0	0	0	0	1,342,082
Parrngurr Community School Aboriginal Corp	WA	258,798	0	294,036	23,292	129,399	316,911	137,341	0	0	0	0	1,159,777
Penrhos College	WA	4,218,263	441,364	27,599	66,162	829,917	0	0	0	0	0	0	5,583,305
Perth College Inc	WA	4,870,311	499,851	54,406	4,227	101,362	0	0	0	84,967	0	0	5,615,124
Perth Montessori School Inc	WA	498,753	65,402	1,706	0	46,688	0	138,429	0	12,170	0	0	763,148
Port School Inc	WA	1,304,948	1,113,680	146,807	0	562,432	0	187,155	0	0	0	0	3,315,022
Presbyterian Ladies' College Inc	WA	2,574,054	378,124	84,387	67,679	246,028	0	0	0	27,860	0	0	3,378,132
Pumulu Aboriginal Corporation	WA	387,617	290,590	427,179	34,885	182,977	431,647	154,789	0	0	0	0	1,909,684
Quinns Baptist College Inc	WA	8,064,662	153,407	5,991	8,730	713,540	0	0	0	85,777	0	0	9,032,107
Rawa Community School Aboriginal Corporation	WA	421,765	79,692	506,117	37,959	194,574	450,157	140,931	0	0	0	0	1,831,194
Regent College	WA	1,530,917	103,660	0	2,128	22,489	0	43,089	0	35,619	0	0	1,737,902
Riverlands Montessori School Inc.	WA	466,756	19,887	0	0	27,106	0	115,299	0	48,731	0	0	677,779
Rockingham Montessori School Inc	WA	1,637,861	124,091	20,178	0	144,418	0	160,104	0	110,536	0	0	2,197,188
Scotch College	WA	3,475,539	979,071	87,504	1,395	65,746	0	0	0	63,019	0	0	4,672,274
Servite College Council Inc	WA	8,189,655	833,065	9,260	56,026	1,357,653	0	0	0	0	-130,436	0	10,315,223
Seventh-Day Adventist Schools (Western Australia) Ltd	WA	4,399,785	358,054	179,394	13,577	500,591	306,746	720,002	0	63,691	0	0	6,541,840
SMYL Community College	WA	3,408,943	6,548,856	269,041	0	1,469,254	0	154,162	0	0	0	0	11,850,256
South Coast Baptist College Incorporated	WA	7,157,271	514,120	30,158	7,179	859,775	0	0	0	57,596	0	0	8,626,099

Name	State	Base	Students with disability	Aboriginal and Torres Strait Islander	Low English proficiency	Socio educational disadvantage	Location	Size	Special Circumstances Funding	Prescribed Circumstances Funding	Adjustments ¹⁷	Previous Legislation	Total Funding
South West Learning Community Association Inc	WA	411,279	56,203	0	0	20,751	0	154,993	0	2,634	0	0	645,860
Sowilo Community Inc.	WA	663,421	990,709	6,369	0	285,935	0	136,496	0	0	-138,807	0	1,944,124
Spirit of Play Community School Inc	WA	484,874	42,577	0	0	28,054	100,738	145,332	0	14,354	0	0	815,929
St Andrews Grammar Incorporated	WA	2,354,649	59,272	0	19,956	216,322	0	128,431	0	65,717	0	0	2,844,347
St Hilda's Anglican School for Girls (Inc)	WA	3,164,957	424,339	8,630	3,094	81,922	0	0	0	46,053	0	0	3,728,995
St Mary's Anglican Girls School Inc	WA	6,005,658	382,613	21,162	3,163	139,971	0	0	0	0	0	0	6,552,567
St Stephen's School	WA	12,101,185	1,318,615	12,818	11,434	491,981	0	0	0	184,499	0	0	14,120,532
Swan Christian Education Association Inc.	WA	23,830,026	1,898,246	141,168	32,437	2,784,005	0	741,842	0	736,667	-55,377	0	30,109,014
Telethon Speech & Hearing	WA	534,621	884,454	1,041	0	230,422	0	104,941	0	0	0	0	1,755,479
The Anglican Schools Commission (Inc.)	WA	100,321,856	6,073,674	253,368	120,626	8,405,952	1,152,794	506,207	0	3,047,759	-46,853	0	119,835,383
The Beehive Montessori School Inc	WA	720,963	271,781	0	0	5,670	0	156,163	0	192	0	0	1,154,769
The Bunbury Cathedral Grammar School Inc	WA	5,017,322	302,698	24,143	0	189,044	0	0	0	49,893	0	0	5,583,100
The Japanese School Council In Perth Limited	WA	134,339	0	0	0	6,695	0	139,085	0	0	0	0	280,119
The King's Educational Ministries Inc	WA	4,419,249	465,227	59,437	12,012	555,350	0	35,743	0	0	0	0	5,547,018
The Lake Joondalup Baptist College Inc.	WA	8,284,623	680,944	8,136	3,817	371,518	0	0	0	96,665	0	0	9,445,703
The Lance Holt Schools Council Inc	WA	486,620	46,840	0	0	5,485	0	126,052	0	12,297	0	0	677,294
The Margaret River Montessori School (Inc)	WA	737,536	94,092	0	0	43,487	7,759	126,822	0	38,233	0	0	1,047,929
The Moerlina School Inc	WA	75,568	43,764	1,561	0	929	0	109,271	0	130,212	0	0	361,305

Name	State	Base	Students with disability	Aboriginal and Torres Strait Islander	Low English proficiency	Socio educational disadvantage	Location	Size	Special Circumstances Funding	Prescribed Circumstances Funding	Adjustments ¹⁷	Previous Legislation	Total Funding
The Montessori School, Kingsley, Inc	WA	760,385	137,353	0	5,841	33,382	0	136,197	0	0	0	0	1,073,158
The Perth Waldorf School Association Incorporated	WA	3,152,659	57,413	6,315	0	189,303	0	71,744	0	34,545	0	0	3,511,979
The Quintilian School Inc.	WA	339,676	237,774	0	0	2,079	0	142,464	0	0	0	0	721,993
The Silver Tree Steiner School Incorporated	WA	974,877	87,713	0	0	79,777	0	122,408	0	0	-6,192	0	1,258,583
Thornlie Christian College (Inc)	WA	5,697,610	168,475	10,447	3,844	333,760	0	0	0	54,230	0	0	6,268,366
Tranby College (INC)	WA	5,340,129	274,172	5,898	0	424,791	0	0	0	104,444	0	0	6,149,434
Village School Association Inc	WA	790,526	176,132	1,614	548	65,183	0	122,037	0	2,570	0	0	1,158,610
Wesley College	WA	5,159,542	651,980	88,608	1,947	115,752	0	0	0	92,539	0	0	6,110,368
West Coast Steiner School INC	WA	860,175	72,181	1,514	739	36,689	0	115,679	0	0	0	0	1,086,977
Winthrop Baptist College Inc.	WA	6,725,361	75,575	13,742	9,660	485,050	0	0	0	8,075	0	0	7,317,463
Woodbury Boston Primary School Inc.	WA	436,289	213,173	5,523	0	59,564	95,810	118,620	0	1,699	0	0	930,678
Yakanarra (Aboriginal Corporation)	WA	187,741	177,296	225,290	16,897	86,643	239,233	122,388	0	0	-39,444	0	1,016,044
Yallingup Steiner School	WA	663,640	40,988	3,597	0	52,862	23,427	128,760	0	5,676	0	0	918,950
Yiyili Aboriginal Community School	WA	388,668	269,441	407,308	34,980	179,370	400,041	118,869	0	0	0	0	1,798,677
Yungngora Association Incorporated	WA	477,587	22,036	573,104	42,983	220,407	475,382	130,474	0	0	0	0	1,941,973
TOTAL		9,420,139,411	1,094,394,924	149,831,273	32,399,155	1,005,993,207	245,644,531	199,108,968	5,710,225	202,092,516	-27,807,393	0	12,327,506,816

Source: DESE (totals may not equal due to rounding as figures have been rounded to the nearest dollar)

Table B28: Financial assistance to Block Grant Authorities in 2019 (\$, exclusive of GST)

Name	State	Capital Funding	Total Funding
ACT Block Grant Authority Inc	ACT	3,378,667	3,378,667
Association of Independent Schools of NSW BGA Limited	NSW	18,461,323	18,461,323
Catholic Schools NSW Limited	NSW	32,385,075	32,385,075
Northern Territory Block Grant Authority	NT	984,879	984,879
Queensland Independent Schools Block Grant Authority Limited	QLD	13,501,206	13,501,206
The Corporation of the Roman Catholic Bishops of Queensland trading as Queensland Catholic Education Commission	QLD	18,410,700	18,410,700
SA Independent Schools Block Grant Authority	SA	5,528,009	5,528,009
South Australian Commission for Catholic Schools Incorporated	SA	6,048,011	6,048,011
Catholic Education Centre	TAS	2,001,180	2,001,180
Independent Schools Block Grant Authority of Tasmania Pty Ltd	TAS	1,168,545	1,168,545
Catholic Capital Grants (Victoria) Ltd	VIC	26,915,379	26,915,379
Victorian Independent Schools BGA Limited	VIC	14,937,910	14,937,910
AIWSA Capital Grant Association Inc	WA	7,501,201	7,501,201
Catholic Education Western Australia Limited	WA	9,220,322	9,220,322
TOTAL		160,442,407	160,442,407

Source: DESE (totals may not equal due to rounding as figures have been rounded to the nearest dollar)

Table B29: Financial assistance to Non-Government Representative Bodies in 2019 (\$, exclusive of GST)

Name	State	Non-Government Reform Support	ACT Adjustment Assistance	Choice and Affordability	Total Funding
Association of Independent Schools of the ACT Inc	ACT	460,700	0	0	460,700
Catholic Education Office	ACT	497,600	0	0	497,600
Association of Independent Schools of New South Wales	NSW	5,366,200	0	0	5,366,200
Catholic Schools NSW Limited	NSW	7,559,850	0	0	7,559,850
Association of Independent Schools of the Northern Territory	NT	273,100	0	0	273,100
Catholic Church of the Diocese of Darwin Property Trust Inc	NT	150,000	0	0	150,000
Corporation of the Roman Catholic Bishops of Queensland	QLD	4,452,400	0	0	4,452,400
Independent Schools Queensland	QLD	3,316,900	0	0	3,316,900
Association of Independent Schools of South Australia	SA	1,453,800	0	0	1,453,800
South Australian Commission for Catholic Schools Inc	SA	1,390,000	0	0	1,390,000
Association of Independent Schools Tasmania	TAS	350,000	0	0	350,000
Catholic Education Centre	TAS	458,600	0	0	458,600
Catholic Education Commission of Victoria Limited	VIC	6,333,100	0	0	6,333,100
Independent Schools Victoria	VIC	3,820,000	0	0	3,820,000
Association of Independent Schools of Western Australia Inc	WA	1,959,300	0	0	1,959,300
Catholic Education Commission of WA.	WA	2,173,100	0	0	2,173,100
TOTAL		40,014,650	0	0	40,014,650

Source: DESE (totals may not equal due to rounding as figures have been rounded to the nearest dollar)

Table B30: Special and Prescribed Circumstances financial assistance to Approved Authorities in 2019 (\$, exclusive of GST)

Name	State	Special Circumstances Funding	Indigenous Boarding Initiative	Additional funding for students with disability	ACT Adjustment assistance	Transition Assistance for low-growth government schools in 2018	Transition Assistance for system weighted average SES schools in 2018	Additional support for Northern Territory government schools	Additional assistance of system weighted benefit schools for 2019	Adjustment funding for low-growth non-government schools in 2019	Additional Assistance for 2016 census data arrangements	Local Schools Community Fund	Total Funding
Best-Practice Education Group Limited	ACT	0	0	0	0	0	0	0	0	0	28,868	0	28,868
Brindabella Christian Education Limited	ACT	0	0	0	252,786	0	0	0	0	332,791	72,334	0	657,911
Burgmann Anglican School	ACT	0	0	0	504,910	0	0	0	0	542,605	86,612	0	1,134,127
Canberra Girls Grammar School	ACT	0	0	0	0	0	0	0	0	0	142,602	0	142,602
Canberra Grammar School	ACT	0	0	0	384,424	0	0	0	0	10,076	0	0	394,500
Canberra Muslim Youth Incorporated	ACT	0	0	0	0	0	0	0	0	16,753	13,255	0	30,008
Canberra Rudolf Steiner School Association Incorporated	ACT	0	0	0	163,783	0	0	0	0	48,985	35,102	0	247,870
Trustees for Catholic Education Office Archdiocese of Canberra & Goulburn	ACT	0	0	0	8,593,000	0	0	0	735,830	0	2,070,361	0	11,399,191
Communities@Work Ltd	ACT	0	0	0	7,334	0	0	0	0	161,486	0	0	168,820
Covenant College Tuggeranong ACT Association Incorporated	ACT	0	0	0	0	0	0	0	0	0	65,250	0	65,250
Daramalan College	ACT	0	0	0	516,275	0	0	0	0	624,058	95,361	0	1,235,694
Emmaus Christian School Canberra Limited	ACT	0	0	0	76,941	0	0	0	0	219,926	0	0	296,867
Radford College Limited	ACT	0	0	0	556,364	0	0	0	0	535,762	434,467	0	1,526,593
Seventh-day Adventist Schools (South New South Wales) Limited	ACT	0	0	0	0	0	0	0	177,506	0	16,516	0	194,022
The Canberra Montessori Society INC	ACT	0	0	0	0	0	0	0	0	0	9,159	0	9,159
The Trustees of the Marist Brothers	ACT	0	0	0	510,539	0	0	0	0	471,502	0	0	982,041
Trinity Christian School Incorporated	ACT	0	0	0	0	0	0	0	0	694,731	102,013	0	796,744
Al Zahra College Limited	NSW	0	0	0	0	0	0	0	0	7,694	0	0	7,694
Alpha Omega Senior College Ltd	NSW	0	0	0	0	0	0	0	0	326,766	0	0	326,766
Ananda Marga Pracaraka Samgha LTD	NSW	0	0	0	0	0	0	0	0	0	2,088	0	2,088

Name	State	Special Circumstances Funding	Indigenous Boarding Initiative	Additional funding for students with disability	ACT Adjustment with assistance	Transition Assistance for low- growth non- government schools in 2018	Transition Assistance for system weighted average SES schools in 2018	Additional support for Northern Territory government schools	Additional assistance of system weighted benefit schools in 2019	Adjustment funding for low-growth non- government schools in 2019	Additional Assistance for 2016 census data arrangements	Local Schools Community Fund	Total Funding
Anglican Schools Corporation	NSW	0	0	0	0	0	0	0	0	0	772,945	0	772,945
Arden Anglican School Council	NSW	0	0	0	0	0	0	0	0	0	82,445	0	82,445
Ascham School Ltd	NSW	0	0	0	0	0	0	0	0	93,233	0	0	93,233
Australian Christian College - Darling Downs Ltd	NSW	0	0	0	0	0	0	0	0	22,093	0	0	22,093
Australian Christian College - Singleton Ltd	NSW	0	0	0	0	0	0	0	0	0	9,892	0	9,892
Australian Performing Arts Grammar School Limited	NSW	0	0	0	0	0	0	0	0	24,468	0	0	24,468
Avalon Montessori Association	NSW	0	0	0	0	0	0	0	0	0	15,831	0	15,831
Ballina Christian Education Association Ltd	NSW	0	0	0	0	0	0	0	0	67,817	0	0	67,817
Belmont Christian College Limited	NSW	0	0	0	0	0	0	0	0	0	35,696	0	35,696
Berowra Christian Community School Limited	NSW	0	0	0	0	0	0	0	0	0	3,332	0	3,332
Bishop Tyrrell Anglican College	NSW	0	0	0	0	0	0	0	0	78,950	0	0	78,950
Blacktown Youth College Incorporated	NSW	0	0	0	0	0	0	0	0	59,760	0	0	59,760
Boys' Town Engadine	NSW	0	0	0	0	0	0	0	0	3,211	0	0	3,211
Brigidine College, St Ives	NSW	0	0	0	0	0	0	0	0	649,427	0	0	649,427
Cameragal Montessori School	NSW	0	0	0	0	0	0	0	0	25,443	0	0	25,443
Campbelltown Anglican Schools Council	NSW	0	0	0	0	0	0	0	0	240,075	0	0	240,075
Catholic Schools NSW Limited	NSW	0	0	0	0	0	5,804	0	21,712,134	0	15,781,429	0	37,499,367
Central West Leadership Academy Limited	NSW	0	0	0	0	0	0	0	0	68,888	8,741	0	77,629
Christadelphian Heritage College Incorporated	NSW	0	0	0	0	0	0	0	0	0	50,730	0	50,730

Name	State	Special Circumstances Funding	Indigenous Boarding Initiative	Additional funding for students with disability	ACT Adjustment assistance	Transition Assistance for low-growth government schools in 2018	Transition Assistance for system weighted average SES schools in 2018	Additional support for Northern Territory government schools	Additional assistance of system weighted benefit schools for 2019	Adjustment funding for low-growth government schools in 2019	Additional Assistance for 2016 census data arrangements	Local Schools Community Fund	Total Funding
Christadelphian Heritage College Sydney Ltd	NSW	0	0	0	0	0	0	0	0	0	13,417	0	13,417
Christian Education Foundation Limited	NSW	0	0	0	0	0	0	0	0	0	29,126	0	29,126
Coffs Coast Education & Training Organisation	NSW	0	0	0	0	0	0	0	0	2,947	0	0	2,947
Coffs Harbour Bible Church Incorporated	NSW	0	0	0	0	0	0	0	0	7,225	0	0	7,225
Covenant Christian School Association Ltd	NSW	0	0	0	0	0	0	0	0	158,672	0	0	158,672
Cranbrook School	NSW	0	0	0	0	0	0	0	0	5,264	0	0	5,264
Currambena Ltd	NSW	0	0	0	0	0	0	0	0	1,006	0	0	1,006
Eastern Suburbs Montessori Association Limited	NSW	0	0	0	0	0	0	0	0	99,811	0	0	99,811
Emmanuel Anglican College Council	NSW	0	0	0	0	0	0	0	0	36,192	0	0	36,192
Employment and Training Australia Limited	NSW	0	0	0	0	0	0	0	0	19,414	0	0	19,414
Glenaeon Rudolf Steiner School Limited	NSW	0	0	0	0	0	0	0	0	43,328	0	0	43,328
Good Shepherd Australia New Zealand	NSW	0	0	0	0	0	0	0	0	7,872	0	0	7,872
Greek Orthodox Parish & Community of Belmore & District All Saints Limited	NSW	0	0	0	0	0	0	0	0	19,486	0	0	19,486
Hastings Association for Christian Education Ltd	NSW	0	0	0	0	0	0	0	0	174,353	0	0	174,353
Hawkesbury Independent School INC	NSW	0	0	0	0	0	0	0	0	0	4,735	0	4,735
Highfields Preparatory and Kindergarten School Limited	NSW	0	0	0	0	0	0	0	0	132,382	0	0	132,382
Hills Montessori Society	NSW	0	0	0	0	0	0	0	0	0	1,638	0	1,638
HopePoint Christian School Limited	NSW	0	0	0	0	0	0	0	0	34,867	0	0	34,867

Name	State	Special Circumstances Funding	Indigenous Boarding Initiative	Additional funding for students with disability	ACT Adjustment assistance	Transition Assistance for low-growth government schools in 2018	Transition Assistance for system weighted average SES schools in 2018	Additional support for Northern Territory government schools	Additional assistance of system weighted benefit schools for 2019	Adjustment funding for low-growth non-government schools in 2019	Additional Assistance for 2016 census data arrangements	Local Schools Community Fund	Total Funding
Hunter Christian School Limited	NSW	0	0	0	0	0	0	0	0	0	33,220	0	33,220
Hunter Valley Grammar School	NSW	0	0	0	0	0	0	0	0	71,903	76,642	0	148,545
Illawarra Association for Christian Parent Controlled Education	NSW	0	0	0	0	0	0	0	0	90,127	6,933	0	97,060
Inner Sydney Montessori Association	NSW	0	0	0	0	0	0	0	0	24,329	0	0	24,329
International Chinese School Limited	NSW	0	0	0	0	0	0	0	0	0	23,893	0	23,893
Irfan College Limited	NSW	0	0	0	0	0	0	0	0	58,507	0	0	58,507
Islamic Practice and Dawah Circle Incorporated	NSW	0	0	0	0	0	0	0	0	0	45,611	0	45,611
John Colet Schools	NSW	0	0	0	0	0	0	0	0	15,642	0	0	15,642
Kamaroi Rudolf Steiner School Limited	NSW	0	0	0	0	0	0	0	0	38,638	0	0	38,638
Kambala	NSW	0	0	0	0	0	0	0	0	43,969	0	0	43,969
Kincoppal - Rose Bay School Limited	NSW	0	0	0	0	0	0	0	0	218,630	0	0	218,630
Kingdom Culture Christian School Ltd	NSW	0	0	0	0	0	0	0	0	53,943	0	0	53,943
Kinna Limited	NSW	0	0	0	0	0	0	0	0	1,475	0	0	1,475
Koinonia Christian Academy Inc School	NSW	0	0	0	0	0	0	0	0	0	1,638	0	1,638
Loreto Kirribilli Limited	NSW	0	0	0	0	0	0	0	0	324,229	0	0	324,229
Loreto Normanhurst Limited	NSW	0	0	0	0	0	0	0	0	193,074	0	0	193,074
Lycee Condorcet - the French School of Sydney Limited	NSW	0	0	0	0	0	0	0	0	2,562	0	0	2,562
Macarthur Anglican School	NSW	0	0	0	0	0	0	0	0	16,973	0	0	16,973
Macquarie Grammar School Limited	NSW	0	0	0	0	0	0	0	0	0	9,332	0	9,332
Maitland Christian School Limited	NSW	0	0	0	0	0	0	0	0	0	73,767	0	73,767
Margaret Jurd College (NSW) Limited	NSW	0	0	0	0	0	0	0	0	571,088	0	0	571,088
Masada College	NSW	0	0	0	0	0	0	0	0	17,566	0	0	17,566

Name	State	Special Circumstances Funding	Indigenous Boarding Initiative	Additional funding for students with disability	ACT Adjustment assistance	Transition Assistance for low-growth government schools in 2018	Transition Assistance for system weighted average SES schools in 2018	Additional support for Northern Territory government schools	Additional assistance of system weighted benefit schools for 2019	Adjustment funding for low-growth government schools in 2019	Additional Assistance for 2016 census data arrangements	Local Schools Community Fund	Total Funding
Medowie Christian School Limited	NSW	0	0	0	0	0	0	0	0	0	21,984	0	21,984
Meriden School	NSW	0	0	0	0	0	0	0	0	36,901	0	0	36,901
Monte Sant' Angelo Mercy College Limited	NSW	0	0	0	0	0	0	0	0	585,685	0	0	585,685
Moriah War Memorial College Association	NSW	0	0	0	0	0	0	0	0	275,385	0	0	275,385
Mosman Church of England Preparatory School Limited	NSW	0	0	0	0	0	0	0	0	45,155	0	0	45,155
Mount St Benedict College	NSW	0	0	0	0	0	0	0	0	331,974	0	0	331,974
Namoi Valley Christian School INC	NSW	0	0	0	0	0	0	0	0	468	0	0	468
NEGS Limited	NSW	0	0	0	0	0	0	0	0	17,636	0	0	17,636
New Hope School Ltd	NSW	0	0	0	0	0	0	0	0	42,646	0	0	42,646
Newcastle Grammar School Limited	NSW	0	0	0	0	0	0	0	0	95,299	0	0	95,299
Newcastle Waldorf School Ltd	NSW	0	0	0	0	0	0	0	0	35,023	0	0	35,023
NGARUKI GULGUL LIMITED	NSW	0	0	0	0	0	0	0	0	235,051	0	0	235,051
Northcross Limited	NSW	0	0	0	0	0	0	0	0	6,494	0	0	6,494
Northern Beaches Christian School	NSW	0	0	0	0	0	0	0	0	493,408	0	0	493,408
Northholm Grammar School Ltd	NSW	0	0	0	0	0	0	0	0	35,599	0	0	35,599
Northside Montessori Society	NSW	0	0	0	0	0	0	0	0	2,695	0	0	2,695
Oakhill College	NSW	0	0	0	0	0	0	0	0	530,939	0	0	530,939
Odyssey House NSW	NSW	0	0	0	0	0	0	0	0	1,226	0	0	1,226
Orange Christian Schools Ltd	NSW	0	0	0	0	0	0	0	0	2,657	0	0	2,657
Our Lady of Mercy College Parramatta	NSW	0	0	0	0	0	0	0	0	179,825	0	0	179,825
Pacific Brook Christian School Ltd	NSW	0	0	0	0	0	0	0	0	113,467	0	0	113,467
Pacific Coast Christian School Limited	NSW	0	0	0	0	0	0	0	0	113,498	0	0	113,498

Name	State	Special Circumstances Funding	Indigenous Boarding Initiative	Additional funding for students with disability	ACT Adjustment assistance	Transition Assistance for low-growth government schools in 2018	Transition Assistance for system weighted average SES schools in 2018	Additional support for Northern Territory government schools	Additional assistance of system weighted benefit schools in 2019	Adjustment funding for low-growth non-government schools in 2019	Additional Assistance for 2016 census data arrangements	Local Schools Community Fund	Total Funding
Pacific Hills Christian Education Limited	NSW	0	0	0	0	0	0	0	0	31,652	54,546	0	86,198
Pal Buddhist School Limited	NSW	0	0	0	0	0	0	0	0	20,923	0	0	20,923
PARED Ltd	NSW	0	0	0	0	0	0	0	0	0	95,283	0	95,283
Parke Christian School Limited	NSW	0	0	0	0	0	0	0	0	159,995	0	0	159,995
Port Macquarie Steiner Limited	NSW	0	0	0	0	0	0	0	0	44,754	0	0	44,754
Provincial of Order of Hermits of Saint Augustine In Australasia	NSW	0	0	0	0	0	0	0	0	329,901	0	0	329,901
Queenwood School for Girls LTD	NSW	0	0	0	0	0	0	0	0	248,100	0	0	248,100
Reddam House Limited	NSW	0	0	0	0	254	0	0	0	24,104	0	0	24,358
Rosebank College	NSW	0	0	0	0	0	0	0	0	330,086	0	0	330,086
S.C.E.G.S Darlinghurst Limited	NSW	0	0	0	0	0	0	0	0	70,756	0	0	70,756
Saint Ignatius' College Riverview Limited	NSW	0	0	0	0	0	0	0	0	55,640	0	0	55,640
Saint Mary MacKillop Colleges Limited	NSW	0	0	0	0	0	0	0	0	4,253	5,511	0	9,764
SEDA College Limited	NSW	0	0	0	0	0	0	0	0	34,866	0	0	34,866
Seventh-Day Adventist Schools (Greater Sydney) Limited	NSW	0	0	0	0	0	33,294	0	442,710	0	315,801	0	791,805
Seventh-Day Adventist Schools (North New South Wales) Limited	NSW	0	0	0	0	0	0	0	588,909	0	391,770	0	980,679
Sherwood Hills Christian School Ltd	NSW	0	0	0	0	0	0	0	0	0	12,577	0	12,577
Skillset Senior College Ltd	NSW	0	0	0	0	0	0	0	0	9,788	0	0	9,788
Snowy Mountains Grammar School Limited	NSW	0	0	0	0	0	0	0	0	0	17,686	0	17,686
Southern Cross Baptist Church Christian School INC.	NSW	0	0	0	0	0	0	0	0	0	1,763	0	1,763
Southern Highlands Association for Steiner Education Incorporated	NSW	0	0	0	0	0	0	0	0	102,610	0	0	102,610

Name	State	Special Circumstances Funding	Indigenous Boarding Initiative	Additional funding for students with disability	ACT Adjustment assistance	Transition Assistance for low-growth government schools in 2018	Transition Assistance for system weighted average SES schools in 2018	Additional support for Northern Territory government schools	Additional assistance of system weighted benefit schools for 2019	Adjustment funding for low-growth non-government schools in 2019	Additional Assistance for 2016 census data arrangements	Local Schools Community Fund	Total Funding
Southern Highlands Christian School LTD	NSW	0	0	0	0	0	0	0	0	0	22,354	0	22,354
St Aloysius' College LTD	NSW	0	0	0	0	0	0	0	0	580,485	0	0	580,485
St Lukes Scone Grammar School Council	NSW	0	0	0	0	0	0	0	0	0	25,259	0	25,259
St Mary Star of the Sea College Limited	NSW	0	0	0	0	0	0	0	0	118,556	0	0	118,556
St Philip's Christian Education Foundation Ltd	NSW	0	0	0	0	0	0	0	0	24,581	0	0	24,581
St Scholastica's College	NSW	0	0	0	0	0	0	0	0	564,418	0	0	564,418
St Stanislaus' College Bathurst	NSW	0	0	0	0	0	0	0	0	170,902	0	0	170,902
St Vincent's College Limited	NSW	0	0	0	0	0	0	0	0	57,403	0	0	57,403
Stella Maris College	NSW	0	0	0	0	0	0	0	0	220,380	0	0	220,380
Sydney Japanese School Limited	NSW	0	0	0	0	0	0	0	0	8,409	0	0	8,409
Tallowood Steiner School INC	NSW	0	0	0	0	0	0	0	0	54,183	0	0	54,183
The Anglican School Googong	NSW	0	0	0	0	0	0	0	0	2,009	0	0	2,009
The Central Coast Montessori Primary School Limited	NSW	0	0	0	0	0	0	0	0	13,207	0	0	13,207
The Christian Parent-Controlled School Wellington Limited	NSW	0	0	0	0	0	0	0	0	56,671	0	0	56,671
The Council of Abbotsleigh	NSW	0	0	0	0	0	0	0	0	0	99,200	0	99,200
The Council of Barker College	NSW	0	0	0	0	0	0	0	0	0	139,753	0	139,753
The Council of St Andrew's Cathedral School	NSW	0	0	0	0	0	0	0	0	69,272	0	0	69,272
The Council of Tara Anglican School for Girls	NSW	0	0	0	0	0	0	0	0	0	68,964	0	68,964
The Council of the King's School	NSW	0	0	0	0	0	0	0	0	25,304	21,997	0	47,301
The Council of Trinity Grammar School	NSW	0	0	0	0	0	0	0	0	67,611	0	0	67,611

Name	State	Special Circumstances Funding	Indigenous Boarding Initiative	Additional funding for students with disability	ACT Adjustment assistance	Transition Assistance for low-growth government schools in 2018	Transition Assistance for system weighted average SES schools in 2018	Additional support for Northern Territory government schools	Additional assistance of system weighted benefit schools for 2019	Adjustment funding for low-growth non-government schools in 2019	Additional Assistance for 2016 census data arrangements	Local Schools Community Fund	Total Funding
The Ebenezer Foundation Ltd	NSW	0	0	0	0	0	0	0	0	0	14,256	0	14,256
The Illawarra Grammar School	NSW	0	0	0	0	0	0	0	0	82,966	0	0	82,966
The International Grammar School Sydney LTD	NSW	0	0	0	0	0	0	0	0	55,691	0	0	55,691
The McDonald College Limited	NSW	0	0	0	0	0	0	0	0	35,626	0	0	35,626
The Nature School Incorporated	NSW	0	0	0	0	0	0	0	0	156,213	0	0	156,213
The Presbyterian Church (New South Wales) Property Trust for Casino Presbyterian Church	NSW	0	0	0	0	0	0	0	0	19,017	0	0	19,017
The Presbyterian Church New South Wales Property Trust	NSW	420,000	0	0	0	0	0	0	0	309,941	139,457	0	869,398
The Riverina Anglican College Board	NSW	0	0	0	0	0	0	0	0	25,298	0	0	25,298
The Salvation Army (Qld) Property Trust	NSW	0	0	0	0	0	0	0	0	350,297	0	0	350,297
The Sutherland Shire Christian School Association Limited	NSW	0	0	0	0	0	0	0	0	24,017	0	0	24,017
The Trustees of the Sydney Grammar School	NSW	0	0	0	0	0	0	0	0	125,947	0	0	125,947
The Uniting Church in Australia Property Trust (NSW)	NSW	0	0	0	0	0	0	0	0	570,566	0	0	570,566
The William Branwhite Clarke College Council	NSW	0	0	0	0	0	0	0	0	1,643,128	0	0	1,643,128
Thomas More Schools Incorporated	NSW	0	0	0	0	0	0	0	0	16,959	0	0	16,959
Trinity Catholic College Lismore Ltd	NSW	0	0	0	0	0	0	0	0	0	89,650	0	89,650
Trustees of the Marist Brothers	NSW	0	0	0	0	0	0	0	0	118,216	0	0	118,216
Trustees of the Maronite Sisters of the Holy Family	NSW	0	0	0	0	0	0	0	0	9,390	0	0	9,390
Tuggerah Lakes Community College Limited	NSW	0	0	0	0	0	0	0	0	76,959	0	0	76,959

Name	State	Special Circumstances Funding	Indigenous Boarding Initiative	Additional funding for students with disability	ACT Adjustment assistance	Transition Assistance for low-growth government schools in 2018	Transition Assistance for system weighted average SES schools in 2018	Additional support for Northern Territory government schools	Additional assistance of system weighted benefit schools for 2019	Adjustment funding for low-growth government schools in 2019	Additional Assistance for 2016 census data arrangements	Local Schools Community Fund	Total Funding
Tuntabie Falls Community Primary School	NSW	0	0	0	0	0	0	0	0	10,633	1,146	0	11,779
Valley Hope School Ltd	NSW	0	0	0	0	0	0	0	0	55,661	0	0	55,661
Wenona School Ltd	NSW	0	0	0	0	0	0	0	0	24,922	0	0	24,922
Winifred West Schools Limited	NSW	0	0	0	0	0	0	0	0	7,795	0	0	7,795
Workers Educational Association - Hunter	NSW	0	0	0	0	0	0	0	0	87,171	0	0	87,171
Yanginook LTD	NSW	0	0	0	0	0	0	0	0	10,011	0	0	10,011
Youth Off The Streets Limited	NSW	1,300,000	0	0	0	0	0	0	0	0	0	0	1,300,000
Zahra Education Inc	NSW	0	0	0	0	0	0	0	0	120,191	0	0	120,191
Catholic Church of the Diocese of Darwin Property Trust Inc	NT	0	0	0	0	0	11,548	0	59,198	0	311,645	0	382,391
Department of Education	NT	0	0	0	0	0	0	6,716,000	0	0	0	0	6,716,000
Haileybury Rendall School	NT	0	0	0	0	0	0	0	0	170,843	68,367	0	239,210
NT Christian Schools	NT	0	0	0	0	0	0	0	0	0	92,498	0	92,498
Nyangatjatjara Aboriginal Corporation	NT	0	0	0	0	0	0	0	0	20,844	0	0	20,844
The Alice Springs Steiner Association	NT	0	0	0	0	0	0	0	0	0	9,155	0	9,155
The Essington School Darwin Limited	NT	0	0	0	0	0	0	0	0	110,772	0	0	110,772
A S G School Incorporated	QLD	507,120	0	0	0	0	0	0	0	0	0	0	507,120
ASD Learning LTD	QLD	0	0	0	0	0	0	0	0	807,548	0	0	807,548
Australian Technology and Agricultural College Ltd	QLD	0	0	0	0	0	0	0	0	614	0	0	614
Australian Trade College North Brisbane Ltd	QLD	0	0	0	0	0	0	0	0	0	20,647	0	20,647
Blackall Range Independent School Association Inc	QLD	0	0	0	0	0	0	0	0	170,187	7,828	0	178,015
Blackheath and Thornburgh College	QLD	93,204	0	0	0	0	0	0	0	0	0	0	93,204

Name	State	Special Circumstances Funding	Indigenous Boarding Initiative	Additional funding for students with disability	ACT Adjustment with assistance	Transition Assistance for low- growth non- government schools in 2018	Transition Assistance for system weighted average SES schools in 2018	Additional support for Northern Territory government schools	Additional assistance of system weighted benefit schools in 2019	Adjustment funding for low-growth non- government schools in 2019	Additional Assistance for 2016 census data arrangements	Local Schools Community Fund	Total Funding
Board of Trustees of the Brisbane Grammar School	QLD	0	0	0	0	0	0	0	0	107,953	0	0	107,953
Board of Trustees of the Ipswich Girls Grammar School	QLD	0	0	0	0	0	0	0	0	10,685	53,048	0	63,733
Board of Trustees of the Ipswich Grammar School	QLD	44,016	0	0	0	0	0	0	0	0	133,874	0	177,890
Board of Trustees of the Rockhampton Girls' Grammar School	QLD	0	0	0	0	0	0	0	0	0	18,289	0	18,289
Board of Trustees of the Rockhampton Grammar School	QLD	0	0	0	0	0	0	0	0	0	86,500	0	86,500
Brisbane Christian College	QLD	0	0	0	0	0	0	0	0	0	60,864	0	60,864
Brisbane Girls Grammar School	QLD	0	0	0	0	0	0	0	0	12,652	86,891	0	99,543
Brisbane Independent School Incorporated	QLD	0	0	0	0	0	0	0	0	0	26,125	0	26,125
Bundaberg Christian College Limited	QLD	0	0	0	0	0	0	0	0	104,195	0	0	104,195
Caloundra Christian College Limited	QLD	0	0	0	0	0	0	0	0	0	16,951	0	16,951
Caloundra City School Limited	QLD	0	0	0	0	0	0	0	0	0	14,609	0	14,609
Calvary Temple Christian Colleges Ltd	QLD	233,997	0	0	0	0	0	0	0	0	91,636	0	325,633
Cannon Hill Anglican College Pty Ltd	QLD	0	0	0	0	0	0	0	0	216,114	0	0	216,114
Canterbury College Limited	QLD	0	0	0	0	0	0	0	0	0	141,909	0	141,909
Carmichael College Ltd	QLD	0	0	0	0	0	0	0	0	200,505	0	0	200,505
Christian Community Ministries Ltd	QLD	0	0	0	0	0	0	0	0	38,885	33,970	0	72,855
CHRISTIAN OUTREACH CENTRE	QLD	0	0	0	0	0	0	0	0	146,226	0	0	146,226
Community Youth Education Options LTD	QLD	0	0	0	0	0	0	0	0	132,809	0	0	132,809
Coolool Beach Christian College Ltd	QLD	0	0	0	0	0	0	0	0	1,890	0	0	1,890
TThe Corporation of the Roman Catholic Bishops of Queensland	QLD	1,103,363	0	0	0	0	156,996	0	16,007,400	0	15,263,157	0	32,530,916

Name	State	Special Circumstances Funding	Indigenous Boarding Initiative	Additional funding for students with disability	ACT Adjustment assistance	Transition Assistance for low-growth government schools in 2018	Transition Assistance for system weighted average SES schools in 2018	Additional support for Northern Territory government schools	Additional assistance of system weighted benefit schools for 2019	Adjustment funding for low-growth non-government schools in 2019	Additional Assistance for 2016 census data arrangements	Local Schools Community Fund	Total Funding
The Anglican School Commission (QLD)	QLD	330,120	0	0	0	0	0	0	205,683	0	598,444	0	1,134,247
Education For Generations Limited	QLD	0	0	0	0	0	0	0	0	13,610	0	0	13,610
Equipping for Life Ltd	QLD	0	0	0	0	0	0	0	0	145,896	0	0	145,896
Faith Baptist Church Inc	QLD	0	0	0	0	0	0	0	0	0	4,122	0	4,122
GEMS Christian Education Limited	QLD	0	0	0	0	0	0	0	0	68,519	60,170	0	128,689
Good Shepherd Baptist Church Ltd.	QLD	0	0	0	0	0	0	0	0	0	25,470	0	25,470
Goora Gan Steiner School Inc.	QLD	0	0	0	0	0	0	0	0	73,198	0	0	73,198
Gulf Christian College LTD	QLD	26,220	0	0	0	0	0	0	0	13,937	0	0	40,157
Heights College Ltd	QLD	0	0	0	0	0	0	0	0	0	65,527	0	65,527
Hillbrook Anglican School Limited	QLD	0	0	0	0	0	0	0	0	333,159	0	0	333,159
Islamic College of Brisbane Limited	QLD	0	0	0	0	0	0	0	0	0	120,932	0	120,932
John Paul College Limited	QLD	0	0	0	0	0	0	0	0	11,278	0	0	11,278
Lighthouse Baptist Church Rockhampton	QLD	0	0	0	0	0	0	0	0	305,502	16,280	0	321,782
Lutheran Church of Australia Queensland District	QLD	0	0	0	0	0	0	0	1,862,637	0	1,183,265	0	3,045,902
Mackay Christian Colleges Ltd	QLD	0	0	0	0	0	0	0	0	0	126,194	0	126,194
Maleny Independent School Ltd	QLD	0	0	0	0	0	0	0	0	0	6,493	0	6,493
Maridahdi Early Childhood Community	QLD	0	0	0	0	0	0	0	0	69,263	0	0	69,263
Montessori International College Limited	QLD	0	0	0	0	0	0	0	0	15,654	0	0	15,654
Moreton Bay Brali Steiner School Association Inc.	QLD	0	0	0	0	0	0	0	0	69,432	0	0	69,432
Music Industry Community Services Limited	QLD	0	0	0	0	0	0	0	0	0	7,346	0	7,346

Name	State	Special Circumstances Funding	Indigenous Boarding Initiative	Additional funding for students with disability	ACT Adjustment assistance	Transition Assistance for low-growth government schools in 2018	Transition Assistance for system weighted average SES schools in 2018	Additional support for Northern Territory government schools	Additional assistance of system weighted benefit schools in 2019	Adjustment funding for low-growth non-government schools in 2019	Additional Assistance for 2016 census data arrangements	Local Schools Community Fund	Total Funding
Nambour Christian College Ltd	QLD	10,560	0	0	0	0	0	0	0	0	0	0	10,560
Northside Christian College Ltd	QLD	0	0	0	0	0	0	0	0	29,187	0	0	29,187
Peregian Beach Community College Ltd	QLD	0	0	0	0	0	0	0	0	82,922	0	0	82,922
Pine Community School LTD	QLD	0	0	0	0	0	0	0	0	67,197	8,989	0	76,186
Queensland Baptists Education Company Ltd	QLD	0	0	0	0	0	0	0	0	239,111	0	0	239,111
Seventh-Day Adventist Schools (Northern Australia) Limited	QLD	60,106	0	0	0	0	0	0	39,270	0	52,614	0	151,990
Seventh-Day Adventist Schools (South Queensland) Limited	QLD	0	0	0	0	0	0	0	84,218	0	120,380	0	204,598
Sheldon College	QLD	0	0	0	0	0	0	0	0	101,139	0	0	101,139
Silver Lining Foundation Australia Limited	QLD	12,300	0	0	0	0	0	0	0	0	0	0	12,300
Sinai College	QLD	0	0	0	0	0	0	0	0	37,270	14,204	0	51,474
Somerset College Limited	QLD	0	0	0	0	0	0	0	0	13,332	0	0	13,332
St Aidan's School Council Limited	QLD	0	0	0	0	0	0	0	0	90,568	0	0	90,568
St Margaret's School Council Limited	QLD	88,032	0	0	0	0	0	0	0	0	0	0	88,032
St Philomena School Limited	QLD	0	0	0	0	0	0	0	0	0	11,941	0	11,941
TEC-NQ Limited	QLD	807,207	0	0	0	0	0	0	0	0	75,779	0	882,986
The Association for Parent Controlled Christian Schools At Brisbane	QLD	0	0	0	0	0	0	0	0	0	54,409	0	54,409
The Baptist Union of Queensland-Community Services Group	QLD	0	0	0	0	0	0	0	0	567,172	0	0	567,172
The Montessori School Limited	QLD	0	0	0	0	0	0	0	0	3,005	0	0	3,005
The Presbyterian and Methodist Schools Association	QLD	0	0	0	0	0	0	0	0	0	128,852	0	128,852

Name	State	Special Circumstances Funding	Indigenous Boarding Initiative	Additional funding for students with disability	ACT Adjustment assistance	Transition Assistance for low-growth government schools in 2018	Transition Assistance for system weighted average SES schools in 2018	Additional support for Northern Territory government schools	Additional assistance of system weighted benefit schools for 2019	Adjustment funding for low-growth non-government schools in 2019	Additional Assistance for 2016 census data arrangements	Local Schools Community Fund	Total Funding
The Presbyterian Church of Queensland	QLD	0	0	0	0	0	0	0	0	128,896	0	0	128,896
The Uniting Church In Australia Property Trust (Q)	QLD	0	0	0	0	0	0	0	0	191,924	103,621	0	295,545
Townsville Christian College Limited	QLD	529,338	0	0	0	0	0	0	0	0	44,839	0	574,177
Townsville Christian Education Association Limited	QLD	144,642	0	0	0	0	0	0	0	0	79,852	0	224,494
Townsville Independent School Association Inc.	QLD	0	0	0	0	0	0	0	0	0	2,498	0	2,498
Trinity College Gladstone Ltd	QLD	0	0	0	0	0	0	0	0	0	120,522	0	120,522
Wadja Wadja Aboriginal Corporation for Education	QLD	0	0	0	0	0	0	0	0	23,776	0	0	23,776
Whitsunday Anglican School Limited	QLD	0	0	0	0	0	0	0	0	0	109,358	0	109,358
Yarranlea Limited	QLD	0	0	0	0	0	0	0	0	33,489	2,149	0	35,638
Annesley College	SA	0	0	0	0	0	0	0	0	0	84,904	0	84,904
Dara Village Incorporated	SA	0	0	0	0	0	0	0	0	4,862	2,677	0	7,539
Garden College	SA	0	0	0	0	0	0	0	0	38,657	0	0	38,657
IQRA Islamic College of South Australia Limited	SA	0	0	0	0	0	0	0	0	54,051	0	0	54,051
King's Baptist Grammar School Incorporated	SA	0	0	0	0	0	0	0	0	0	143,733	0	143,733
Lutheran Education South Australia Northern Territory and Western Australia Incorporated	SA	0	0	0	0	0	0	0	1,344,101	0	951,313	0	2,295,414
Mount Barker Waldorf School, A School For Rudolf Steiner Education Incorporated	SA	0	0	0	0	0	0	0	0	0	49,370	0	49,370
Domino Servite College Incorporated	SA	0	0	0	0	0	0	0	0	0	4,974	0	4,974
Muirdeen College Pty Ltd	SA	0	0	0	0	0	0	0	0	103,696	0	0	103,696

Name	State	Special Circumstances Funding	Indigenous Boarding Initiative	Additional funding for students with disability	ACT Adjustment assistance	Transition Assistance for low-growth government schools in 2018	Transition Assistance for system weighted average SES schools in 2018	Additional support for Northern Territory government schools	Additional assistance of system weighted benefit schools in 2019	Adjustment funding for low-growth non-government schools in 2019	Additional Assistance for 2016 census data arrangements	Local Schools Community Fund	Total Funding
Pedare Christian College Inc	SA	0	0	0	0	0	0	0	0	0	129,529	0	129,529
Pilgrim School Inc	SA	0	0	0	0	0	0	0	0	0	25,182	0	25,182
Prince Alfred College	SA	0	0	0	0	0	0	0	0	84,881	0	0	84,881
Pulteney Grammar School Inc	SA	0	0	0	0	0	0	0	0	25,782	0	0	25,782
Scotch College Incorporated	SA	0	0	0	0	0	0	0	0	0	81,484	0	81,484
SEDA College SA Limited	SA	0	0	0	0	0	0	0	0	0	7,243	0	7,243
Seventh-Day Adventist Schools (South Australia) Limited	SA	0	0	0	0	0	0	0	73,092	0	73,092	0	146,184
South Australian Anglican Schools System Incorporated	SA	0	0	0	0	0	0	0	317,932	0	564,072	0	882,004
South Australian Commission for Catholic Schools Inc	SA	0	0	0	0	0	14,124	0	4,988,459	0	2,230,869	0	7,233,452
Specialised Assistance School for Youth (SASY) Ltd	SA	0	0	0	0	0	0	0	0	479,918	0	0	479,918
St Andrews School Inc	SA	0	0	0	0	0	0	0	0	0	59,917	0	59,917
ST DOMINIC'S PRIORY COLLEGE LTD	SA	0	0	0	0	0	0	0	0	0	85,991	0	85,991
St John's Grammar School Inc	SA	0	0	0	0	0	0	0	0	0	56,962	0	56,962
St Peters Collegiate Girls School Inc	SA	0	0	0	0	0	0	0	0	3,458	0	0	3,458
Sunrise Christian School	SA	0	0	0	0	0	0	0	0	0	1,963	0	1,963
The Hills Christian Community School Inc	SA	0	0	0	0	0	0	0	0	0	29,467	0	29,467
Torrens Valley Association for Christian Education Inc	SA	0	0	0	0	0	0	0	0	0	37,792	0	37,792
University Senior College at Adelaide University Incorporated	SA	0	0	0	0	0	0	0	0	68,116	0	0	68,116
Walford Anglican School for Girls Inc	SA	0	0	0	0	0	0	0	0	26,120	0	0	26,120
Catholic Education Centre	TAS	0	0	0	0	0	0	0	2,348,350	0	2,022,732	0	4,371,082

Name	State	Special Circumstances Funding	Indigenous Boarding Initiative	Additional funding for students with disability	ACT Adjustment assistance	Transition Assistance for low-growth government schools in 2018	Transition Assistance for system weighted average SES schools in 2018	Additional support for Northern Territory government schools	Additional assistance of system weighted benefit schools in 2019	Adjustment funding for low-growth non-government schools in 2019	Additional Assistance for 2016 census data arrangements	Local Schools Community Fund	Total Funding
Christian Schools Tasmania	TAS	0	0	0	0	0	0	0	6,512	66,539	6,512	0	73,051
CityLight Church	TAS	0	0	0	0	0	0	0	28,689	0	28,689	0	28,689
Devonport Christian School Inc	TAS	0	0	0	0	0	0	0	0	8,017	0	0	8,017
Free Reformed School Association (INC) TAS	TAS	0	0	0	0	0	0	0	21,897	0	21,897	0	21,897
Fusion Australia LTD	TAS	0	0	0	0	6,354	0	0	0	25,113	0	0	31,466
Hutchins School Board of Management	TAS	0	0	0	0	0	0	0	74,797	0	74,797	0	74,797
Launceston Christian School Inc.	TAS	0	0	0	0	0	0	0	77,343	0	77,343	0	77,343
Newstead Christian School Inc	TAS	0	0	0	0	0	0	0	8,000	0	8,000	0	8,000
Northern Tasmania Steiner Association Inc.	TAS	0	0	0	0	0	0	0	0	60,558	0	0	60,558
Seventh-Day Adventist Schools (Tasmania) Limited	TAS	0	0	0	0	0	0	0	0	63,432	0	0	63,432
St. Michael's Collegiate School Board	TAS	0	0	0	0	0	0	0	0	16,735	0	0	16,735
Tarremah Steiner School Foundation Inc.	TAS	0	0	0	0	0	0	0	12,724	0	12,724	0	12,724
The Board of Management, Launceston Church Grammar School	TAS	0	0	0	0	0	0	0	51,576	0	51,576	0	51,576
The Friends School Incorporated	TAS	0	0	0	0	0	0	0	85,547	0	85,547	0	85,547
The Lambert School Inc	TAS	0	0	0	0	0	0	0	20,745	0	20,745	0	20,745
The Launceston Preparatory School Inc.	TAS	0	0	0	0	0	0	0	2,651	0	2,651	0	2,651
Al Iman College Ltd	VIC	0	0	0	0	0	0	0	0	5,381	0	0	5,381
Albury Wodonga Community College Limited	VIC	0	0	0	0	0	0	0	0	75,921	0	0	75,921
Alphington Grammar School	VIC	0	0	0	0	0	0	0	0	100,840	0	0	100,840
Beaconhills Christian College Limited	VIC	0	0	0	0	0	0	0	206,509	0	206,509	0	206,509

Name	State	Special Circumstances Funding	Indigenous Boarding Initiative	Additional funding for students with disability	ACT Adjustment assistance	Transition Assistance for low-growth government schools in 2018	Transition Assistance for system weighted average SES schools in 2018	Additional support for Northern Territory government schools	Additional assistance of system weighted benefit schools in 2019	Adjustment funding for low-growth non-government schools in 2019	Assistance for 2016 census data arrangements	Local Schools Community Fund	Total Funding
Bialik College Limited	VIC	0	0	0	0	0	0	0	0	0	94,350	0	94,350
Brotherhood of St Laurence	VIC	0	0	0	0	0	0	0	0	325,360	0	0	325,360
Camberwell Anglican Girls Grammar School	VIC	0	0	0	0	0	0	0	0	195	0	0	195
Carey Baptist Grammar School Limited	VIC	0	0	0	0	0	0	0	0	733,588	0	0	733,588
Catholic Education Commission of Victoria Limited	VIC	0	0	0	0	0	0	0	14,089,102	0	13,747,268	0	27,836,370
Christian College Bellarine Ltd	VIC	0	0	0	0	0	0	0	0	0	51,002	0	51,002
Christian Resource Ministries Inc.	VIC	0	0	0	0	0	0	0	0	201,623	34,154	0	235,777
Cire Services Incorporated	VIC	0	0	0	0	0	0	0	0	227,464	0	0	227,464
Community College Gippsland LTD	VIC	0	0	0	0	0	0	0	0	500,309	0	0	500,309
Creek Street Christian Fellowship	VIC	0	0	0	0	0	0	0	0	3,169	13,373	0	16,542
Dandenong Ranges Steiner School Inc	VIC	0	0	0	0	0	0	0	0	20,579	0	0	20,579
Deutsche Schule Melbourne Inc.	VIC	0	0	0	0	0	0	0	0	5,028	0	0	5,028
Donvale Christian College	VIC	0	0	0	0	0	0	0	0	0	115,142	0	115,142
Firbank Grammar School	VIC	0	0	0	0	0	0	0	0	29,445	0	0	29,445
Fitzroy Community School Co-Operative Ltd	VIC	0	0	0	0	0	0	0	0	16,166	5,633	0	21,799
Geelong Grammar School	VIC	0	0	0	0	0	0	0	0	136,480	0	0	136,480
Ghligai School Ltd	VIC	0	0	0	0	0	0	0	0	18,569	0	0	18,569
Giant Steps Melbourne Limited	VIC	0	0	0	0	0	0	0	0	704	0	0	704
Gisborne Montessori School Limited	VIC	0	0	0	0	0	0	0	0	0	1,530	0	1,530
Grace Christian College Co-operative Ltd	VIC	0	0	0	0	0	0	0	0	1,569	7,312	0	8,881
Haileybury	VIC	0	0	0	0	0	0	0	0	37,616	0	0	37,616
Kingswood College Ltd	VIC	0	0	0	0	0	0	0	0	54,090	0	0	54,090

Name	State	Special Circumstances Funding	Indigenous Boarding Initiative	Additional funding for students with disability	ACT Adjustment assistance	Transition Assistance for low-growth government schools in 2018	Transition Assistance for system weighted average SES schools in 2018	Additional support for Northern Territory government schools	Additional assistance of system weighted benefit schools for 2019	Adjustment funding for low-growth non-government schools in 2019	Additional Assistance for 2016 census data arrangements	Local Schools Community Fund	Total Funding
Korowa Anglican Girls' School	VIC	0	0	0	0	0	0	0	0	0	41,803	0	41,803
Lauriston Girls' School	VIC	0	0	0	0	0	0	0	0	28,736	0	0	28,736
Life Ministry Centre Ltd	VIC	0	0	0	0	0	0	0	0	0	56,151	0	56,151
Lowther Hall Anglican Grammar School	VIC	0	0	0	0	0	0	0	0	54,711	0	0	54,711
Lutheran Church of Australia Victorian District	VIC	0	0	0	0	0	514	0	393,984	0	482,167	0	876,665
Maharishi's Global Administration through Natural Law Ltd	VIC	0	0	0	0	0	0	0	0	0	3,100	0	3,100
Melbourne Girls Grammar - An Anglican School	VIC	0	0	0	0	0	0	0	0	7,106	0	0	7,106
Melbourne Grammar School	VIC	0	0	0	0	0	0	0	0	301,969	0	0	301,969
Melbourne Montessori School Limited	VIC	0	0	0	0	0	0	0	0	0	14,104	0	14,104
Mercy Education Limited	VIC	0	0	0	0	0	0	0	0	290,447	63,873	0	354,320
Methodist Ladies' College Limited	VIC	0	0	0	0	0	0	0	0	0	153,459	0	153,459
Northside Christian College Inc.	VIC	0	0	0	0	0	0	0	0	140,079	0	0	140,079
PARED VICTORIA LTD	VIC	0	0	0	0	0	0	0	0	50,872	0	0	50,872
Phillip Island Village School Ltd	VIC	0	0	0	0	0	0	0	0	0	3,605	0	3,605
Plenty Valley Christian Education Limited	VIC	0	0	0	0	0	0	0	0	0	54,566	0	54,566
Presbyterian Ladies' College	VIC	0	0	0	0	0	0	0	0	0	107,470	0	107,470
Presbil - the Margaret Lyttle Memorial School	VIC	0	0	0	0	0	0	0	0	160,064	19,613	0	179,677
Reachout Enterprises Ltd	VIC	0	0	0	0	0	0	0	0	11,161	0	0	11,161
SEDA College (Victoria)	VIC	0	0	0	0	0	0	0	0	126,183	0	0	126,183
Seventh Day Adventist Schools (Victoria) Limited	VIC	0	0	0	0	0	0	0	150,086	0	65,012	0	215,098

Name	State	Special Circumstances Funding	Indigenous Boarding Initiative	Additional funding for students with disability	ACT Adjustment assistance	Transition Assistance for low-growth government schools in 2018	Transition Assistance for system weighted average SES schools in 2018	Additional support for Northern Territory government schools	Additional assistance of system weighted benefit schools in 2019	Adjustment funding for low-growth non-government schools in 2019	Additional Assistance for 2016 census data arrangements	Local Schools Community Fund	Total Funding
Shelford Girls' Grammar	VIC	0	0	0	0	0	0	0	0	266	0	0	266
Shepparton Christian College Ltd	VIC	0	0	0	0	0	0	0	0	124,747	0	0	124,747
Sophia Mundi Limited	VIC	0	0	0	0	0	0	0	0	0	13,167	0	13,167
Southern Cross Grammar	VIC	0	0	0	0	0	0	0	0	32,747	39,692	0	72,439
St Catherine's School	VIC	0	0	0	0	0	0	0	0	37,365	0	0	37,365
St John's Greek Orthodox College	VIC	0	0	0	0	0	0	0	0	7,410	0	0	7,410
St Leonard's College	VIC	0	0	0	0	0	0	0	0	372,411	0	0	372,411
Strathcona Baptist Girls Grammar School Ltd	VIC	0	0	0	0	0	0	0	0	0	76,211	0	76,211
The Greek Orthodox Community of Oakleigh and District Inc	VIC	0	0	0	0	0	0	0	0	102,696	0	0	102,696
The Japanese School of Melbourne	VIC	0	0	0	0	0	0	0	0	94,155	0	0	94,155
The Knox School Limited	VIC	0	0	0	0	0	0	0	0	9,842	0	0	9,842
The River Nile School Incorporated	VIC	0	0	0	0	0	0	0	0	343,055	0	0	343,055
The Uniting Church In Australia Property Trust (Victoria)	VIC	0	0	0	0	0	0	0	0	8,629	0	0	8,629
Tintern Grammar	VIC	0	0	0	0	0	0	0	0	0	64,025	0	64,025
TOPP Schools Ltd	VIC	0	0	0	0	0	0	0	0	2,382	0	0	2,382
Trinity Grammar School, Kew	VIC	0	0	0	0	0	0	0	0	0	145,448	0	145,448
Trustees of Edmund Rice Education Australia	VIC	0	0	0	275,645	0	0	0	0	96,474	107,768	0	479,887
Trustees of the Christian Brothers	VIC	0	0	0	0	0	0	0	0	1,520,998	0	0	1,520,998
Verity Christian College Incorporated	VIC	0	0	0	0	0	0	0	0	27,908	0	0	27,908
Ecumenical Schools Australia	VIC	0	0	0	0	0	0	0	796,185	0	1,232,562	0	2,028,747
Warrnambool Presbyterian School LTD.	VIC	0	0	0	0	0	0	0	0	0	9,678	0	9,678
Wesley College Melbourne	VIC	0	0	0	0	0	0	0	0	74,589	0	0	74,589

Name	State	Special Circumstances Funding	Indigenous Boarding Initiative	Additional funding for students with disability	ACT Adjustment assistance	Transition Assistance for low-growth government schools in 2018	Transition Assistance for system weighted average SES schools in 2018	Additional support for Northern Territory government schools	Additional assistance of system weighted benefit schools for 2019	Adjustment funding for low-growth non-government schools in 2019	Additional Assistance for 2016 census data arrangements	Local Schools Community Fund	Total Funding
Woodleigh School	VIC	0	0	0	0	0	0	0	0	105,910	0	0	105,910
Yarra Valley Grammar School	VIC	0	0	0	0	0	0	0	90,592	0	90,592	0	90,592
Yarralinda School Association Inc	VIC	0	0	0	0	0	0	0	5,703	20,127	5,703	0	25,830
AFC Schools (WA) Limited	WA	0	0	0	0	0	0	0	43,310	0	43,310	0	43,310
Al-Hidayah Islamic Education Admin INC	WA	0	0	0	0	0	0	0	9,983	0	9,983	0	9,983
Alkimos Baptist College Inc.	WA	0	0	0	0	0	0	0	43,849	0	43,849	0	43,849
All Saints' College Inc.	WA	0	0	0	0	0	0	0	112,274	0	112,274	0	112,274
Armada Congregational Church (Inc)	WA	0	0	0	0	0	0	0	283,884	0	283,884	0	283,884
Association for Christian Education Inc	WA	0	0	0	0	0	0	0	43,828	0	43,828	0	43,828
Atlantis Beach Baptist College Limited	WA	0	0	0	0	0	0	0	180,470	0	180,470	0	180,470
Australian Islamic College Perth Inc	WA	0	0	0	0	0	0	0	863,118	0	863,118	0	863,118
Banksia Montessori School Inc	WA	0	0	0	0	0	0	0	8,105	0	455	0	8,560
Beenong School Association	WA	0	0	0	0	0	0	0	39,812	0	39,812	0	39,812
Bethel Christian School Incorporated	WA	0	0	0	0	0	0	0	24,082	0	24,082	0	24,082
Bible Baptist Christian Academy	WA	0	0	0	0	0	0	0	6,119	0	6,119	0	6,119
Blue Gum Montessori School Inc.	WA	0	0	0	0	0	0	0	12,194	0	12,194	0	12,194
Bold Park Community School Advisory Council Inc	WA	0	0	0	0	0	0	0	40,345	0	40,345	0	40,345
Bunbury Baptist College Inc	WA	0	0	0	0	0	0	0	48,132	0	48,132	0	48,132
Bunbury Regional Community College Inc.	WA	0	0	0	0	0	0	0	192,958	0	192,958	0	192,958
Carey Baptist College Ltd	WA	0	0	0	0	0	0	0	19,639	2,427	19,639	0	22,066
Catholic Education Commission of WA.	WA	0	0	0	0	0	1,043,367	0	8,962,752	0	8,277,536	0	18,283,655

Name	State	Special Circumstances Funding	Indigenous Boarding Initiative	Additional funding for students with disability	ACT Adjustment assistance	Transition Assistance for low-growth government schools in 2018	Transition Assistance for system weighted average SES schools in 2018	Additional support for Northern Territory government schools	Additional assistance of system weighted benefit schools in 2019	Adjustment funding for low-growth non-government schools in 2019	Additional Assistance for 2016 census data arrangements	Local Schools Community Fund	Total Funding
Christ Church Grammar School Incorporated	WA	0	0	0	0	0	0	0	0	205,901	0	0	205,901
Chrysalis Montessori School INC	WA	0	0	0	0	0	0	0	0	7,838	0	0	7,838
COMET WA LIMITED	WA	0	0	0	0	0	0	0	0	23,630	0	0	23,630
Communicare Inc	WA	0	0	0	0	0	0	0	0	18,163	0	0	18,163
Court Grammar School Inc.	WA	0	0	0	0	0	0	0	0	26,028	0	0	26,028
Divine Mercy College Inc	WA	0	0	0	0	0	0	0	0	55,247	0	0	55,247
Free Reformed School Association (Inc)	WA	0	0	0	0	0	0	0	0	49,139	0	0	49,139
Fremantle Christian College Incorporated	WA	0	0	0	0	0	0	0	0	39,057	0	0	39,057
Geraldton Christian Community Schools Association Incorporated	WA	0	0	0	0	0	0	0	0	33,660	0	0	33,660
Geraldton Grammar School Incorporated	WA	0	0	0	0	0	0	0	0	25,771	0	0	25,771
Goldfields Baptist College Incorporated	WA	0	0	0	0	0	0	0	0	25,784	0	0	25,784
Guildford Grammar School Inc	WA	0	0	0	0	0	0	0	0	82,898	0	0	82,898
H & S Hoffman & G Korsunski Carmel School Inc	WA	0	0	0	0	0	0	0	0	72,459	0	0	72,459
Helena College Council Inc	WA	0	0	0	0	0	0	0	0	50,518	0	0	50,518
Helena River Steiner School Community Association	WA	0	0	0	0	0	0	0	0	2,622	0	0	2,622
HillSide Christian College Incorporated	WA	0	0	0	0	0	0	0	0	31,054	0	0	31,054
Hope Christian College Inc	WA	0	0	0	0	0	0	0	0	13,076	0	0	13,076
Jarlmadangah Burru Aboriginal Corporation	WA	0	0	0	0	0	0	0	0	67,295	0	0	67,295
Kingsway Christian Education Association INC	WA	0	0	0	0	0	0	0	0	93,593	0	0	93,593

Name	State	Special Circumstances Funding	Indigenous Boarding Initiative	Additional funding for students with disability	ACT Adjustment assistance	Transition Assistance for low-growth government schools in 2018	Transition Assistance for system weighted average SES schools in 2018	Additional support for Northern Territory government schools	Additional assistance of system weighted benefit schools for 2019	Adjustment funding for low-growth non-government schools in 2019	Additional Assistance for 2016 census data arrangements	Local Schools Community Fund	Total Funding
Leaning Tree Steiner School Inc	WA	0	0	0	0	0	0	0	0	62,110	5,592	0	67,702
Mazenod College Limited	WA	0	0	0	0	0	0	0	0	0	112,685	0	112,685
Methodist Ladies' College	WA	0	0	0	0	0	0	0	0	22,821	0	0	22,821
Norbertine Canons Incorporated	WA	0	0	0	0	0	0	0	0	0	75,736	0	75,736
Perth College Inc	WA	0	0	0	0	0	0	0	0	0	84,967	0	84,967
Perth Montessori School Inc	WA	0	0	0	0	0	0	0	0	0	12,170	0	12,170
Presbyterian Ladies' College Inc	WA	0	0	0	0	0	0	0	0	27,860	0	0	27,860
Quinn Baptist College Inc	WA	0	0	0	0	0	0	0	0	0	85,777	0	85,777
Regent College	WA	0	0	0	0	0	0	0	0	361	35,258	0	35,619
Riverlands Montessori School Inc.	WA	0	0	0	0	0	0	0	0	46,354	2,377	0	48,731
Rockingham Montessori School Inc	WA	0	0	0	0	0	0	0	0	81,992	28,544	0	110,536
Scotch College	WA	0	0	0	0	0	0	0	0	63,019	0	0	63,019
Seventh-Day Adventist Schools (Western Australia) Ltd	WA	0	0	0	0	0	0	0	22,422	0	41,269	0	63,691
South Coast Baptist College Incorporated	WA	0	0	0	0	0	0	0	0	0	57,596	0	57,596
South West Learning Community Association Inc	WA	0	0	0	0	0	0	0	0	0	2,634	0	2,634
Spirit of Play Community School Inc	WA	0	0	0	0	0	0	0	0	10,130	4,224	0	14,354
St Andrews Grammar Incorporated	WA	0	0	0	0	0	0	0	0	0	65,717	0	65,717
St Hilda's Anglican School for Girls (Inc)	WA	0	0	0	0	0	0	0	0	46,053	0	0	46,053
St Stephen's School	WA	0	0	0	0	0	0	0	0	184,499	0	0	184,499
Swan Christian Education Association Inc.	WA	0	0	0	0	0	485	0	285,941	0	450,241	0	736,667
The Anglican Schools Commission (Inc)	WA	0	0	0	0	0	0	0	1,482,693	0	1,565,066	0	3,047,759

Name	State	Special Circumstances Funding	Indigenous Boarding Initiative	Additional funding for students with disability	ACT Adjustment assistance	Transition Assistance for low-growth government schools in 2018	Transition Assistance for system weighted average SES schools in 2018	Additional support for Northern Territory government schools	Additional assistance of system weighted benefit schools for 2019	Adjustment funding for low-growth non-government schools in 2019	Additional Assistance for 2016 census data arrangements	Local Schools Community Fund	Total Funding
The Beehive Montessori School Inc	WA	0	0	0	0	0	0	0	0	192	0	0	192
The Bunbury Cathedral Grammar School Inc	WA	0	0	0	0	0	0	0	0	0	49,893	0	49,893
The Lake Joondalup Baptist College Inc.	WA	0	0	0	0	0	0	0	0	96,665	0	0	96,665
The Lance Holt Schools Council Inc	WA	0	0	0	0	0	0	0	0	12,297	0	0	12,297
The Margaret River Montessori School (Inc)	WA	0	0	0	0	0	0	0	0	38,233	0	0	38,233
The Moerlina School Inc	WA	0	0	0	0	0	0	0	0	116,090	14,122	0	130,212
The Perth Waldorf School Association Incorporated	WA	0	0	0	0	0	0	0	0	0	34,545	0	34,545
Thornlie Christian College (Inc)	WA	0	0	0	0	0	0	0	0	0	54,230	0	54,230
Tranby College (INC)	WA	0	0	0	0	0	0	0	0	7,096	97,348	0	104,444
Village School Association Inc	WA	0	0	0	0	0	0	0	0	0	2,570	0	2,570
Wesley College	WA	0	0	0	0	0	0	0	0	7,299	85,240	0	92,539
Winthrop Baptist College Inc.	WA	0	0	0	0	0	0	0	0	8,075	0	0	8,075
Woodbury Boston Primary School Inc.	WA	0	0	0	0	0	0	0	0	0	1,699	0	1,699
Yallingup Steiner School	WA	0	0	0	0	0	0	0	0	0	5,676	0	5,676
TOTAL		5,710,225	0	0	11,842,001	6,608	1,266,132	6,716,000	77,170,594	33,767,495	78,039,687	0	214,518,741

Source: DESE (totals may not equal due to rounding as figures have been rounded to the nearest dollar)

Appendix C: Non-government Approved Authorities and number of schools represented

Based on the 2020 Financial Questionnaire data, there are 881 AAs representing around 2,900 non-government schools. Of these, 73 AAs (8.3 per cent) represent more than one school, with the remaining 91.7 per cent representing only one school.

Almost all large approved authorities in terms of number of schools represented are in the Catholic sector. Approximately, six out of every 10 schools are represented by Catholic AAs. The table below shows the AAs with five or more schools.

Table C1: Approved Authorities with 5 or more non-government schools

Approved Authority Name	Number of Schools
Catholic Schools NSW Limited	550
Victorian Catholic Schools System	498
The Corporation of the Roman Catholic Bishops of Queensland	307
Catholic Education Western Australia Limited	157
South Australian Catholic System	96
Tasmanian Catholic Education Office	38
South Australian Lutheran System	34
Catholic Education Office (ACT)	29
QLD Lutheran System	26
Lutheran Education South Eastern Region Schools System	20
Ecumenical Schools Australia	18
Catholic Education Northern Territory Schools System	18
Anglican Schools Corporation	17
Trustees of Edmund Rice Education Australia	14
Western Australian Anglican Schools Commission	14
Christian Community Ministries Ltd	11
Anglican Schools Commission	11
Seventh Day Adventist North NSW School System	9
Autism Spectrum Australia (ASPECT)	9
Swan Christian Schools System Western Australia	7
South Queensland Conference of the Seventh Day Adventist Church	7
Northern Territory Christian Schools System	7
Seventh Day Adventist Greater Sydney Schools System	6
St Phillip's Christian Education Foundation Ltd	6

Approved Authority Name	Number of Schools
SDA System Victoria	6
The Presbyterian Church of New South Wales Property Trust	5
Sunrise Christian School	5
Youth Off The Streets Limited	5
South Australian Anglican Schools System	5
The Uniting Church in Australia Property Trust (NSW)	5
Albury Wodonga Community College Limited	5
Adventist Christian Schools Western Australia System	5

Source: DESE

Table C2: Approved Authorities, number of non-government schools – by Sector

Sector	Number of Schools	Number of Approved Authorities
Catholic	1693 (59%)	8 (1%)
Independent	1176 (41%)	873 (99%)
Total	2,869	881

Source: DESE

There are around 2,900 non-government schools, comprising the Catholic sector of 8 AAs representing 1693 schools (or 59 per cent of the total non-government schools). This compares to the independent sector having 873 AAs that represents 1,176 schools (or 41 per cent of the total non-government sector).

Table C3 below shows the distribution of the total number of non-government schools and number of schools represented by AAs:

- Over a quarter of all non-government schools are represented by an AA for a single school
- 11 per cent are represented by AAs with between 2 and 19 schools
- 8 per cent are represented by AAs with between 20 and 100 schools
- 53 per cent are represented by AAs with over 100 schools.

Table C3: Distribution of Approved Authorities by the number of non-government schools represented

	1 School only	2–19 Schools	20–100 Schools	100+ Schools	Total
Approved Authorities	808	63	6	4	881
Number of Schools	808	306	243	1,512	2,869
% of Schools	28%	11%	8%	53%	100%

Source: DESE

Appendix D: How is Australian Government funding for schools distributed according to need?

Australian Government recurrent funding for schools is based on the SRS. This funding is passed onto AAs who are responsible for the administration and operation of schools. For government schools, the AA is the relevant state or territory government. For non-government schools, the AA is the body corporate approved by the Minister for the school.

The Act recognises that AAs are best placed to understand the individual needs of their students and schools. AAs for more than one school are able to distribute the Commonwealth funding they receive among their schools in one of two ways:

- according to the SRS (under subsection 78(4) of the Act), or
- by choosing to redistribute that funding among its individual member schools according to their own needs-based funding arrangements (under subsection 78(5) of the Act).

AAs that redistribute funding in accordance with subsection 78(5) of the Act are known as Approved System Authorities and are required to make their needs-based funding arrangements publicly available and transparent.

Who are the Approved Authorities for more than one school?

Government Approved System Authorities (state and territory governments)

For government schools, the AA is the relevant state or territory government. All states and territory governments redistribute funding between their schools according to their own needs-based funding arrangement, as per subsection 78(5) of the Act.

System name	Need-based funding arrangement
Department of Education Northern Territory	<i>School Resourcing Model</i> (https://nt.gov.au/learning)
ACT Education Directorate	<i>Student Resource Allocation</i> (https://www.education.act.gov.au)
Department of Education Tasmania	<i>Educational Adjustments funding model</i> (https://www.education.tas.gov.au)
Department of Education Western Australia	<i>Student-centred funding model</i> (https://www.education.wa.edu.au)
Department of Education New South Wales	<i>Resource Allocation Model</i> (https://education.nsw.gov.au)
Department of Education Queensland	<i>State Schools Resourcing Framework</i> (https://education.qld.gov.au)
Department for Education South Australia	<i>Funding policy for schools and preschools – Resource entitlement statement (RES) supporting information</i> (https://www.education.sa.gov.au)
Department of Education and Training Victoria	<i>Student Resource Package</i> (https://education.vic.gov.au)

Catholic Approved System Authorities

The following Catholic Approved System Authorities redistribute funding between members schools according to their own needs-based funding arrangement, as per subsection 78(5) of the Act.

Name	Need-based funding arrangement
Catholic Education Northern Territory	<i>Distribution of recurrent government funding to Catholic Education NT schools</i> https://www.ceont.catholic.edu.au/
Catholic Education Archdiocese of Canberra and Goulburn	<i>Needs-based funding arrangement for systemic Catholic Schools in the Archdiocese of Canberra & Goulburn</i> https://cg.catholic.edu.au
Catholic Education Tasmania	<i>Catholic Education Commission Tasmania Needs-Based Funding Arrangement</i> https://tascathed.schoolzineplus.com
Catholic Education Western Australia	<i>CECWA Australian Government Recurrent Funding Allocation Model</i> https://www.cewa.edu.au
Catholic Schools NSW	<i>The needs-based funding arrangement for the NSW Catholic schools system</i> https://www.csns.catholic.edu.au
Queensland Catholic Education Commission	<i>Queensland Catholic Education Commission's (QCEC) Group Funding Guidelines</i> https://qcec.catholic.edu.au
	In addition, each Diocese provides information on its own funding distribution:
	<ul style="list-style-type: none"> • Brisbane Catholic Education <i>Needs Based Resourcing Arrangements</i> https://www.bne.catholic.edu.au/Pages/default.aspx • Catholic Education Diocese of Cairns <i>Needs Based Funding Arrangements</i> https://www.cns.catholic.edu.au/ • Catholic Education Diocese of Rockhampton <i>Funding Distribution Arrangements 2018</i> https://www.rok.catholic.edu.au/ • Diocese of Toowoomba Catholic School <i>Sustainable Funding Distribution Framework</i> https://www.twb.catholic.edu.au/ • Townsville Catholic Schools <i>Needs Based Funding Arrangement for the Townsville Catholic Education Systemic Schools in the Diocese of Townsville</i> https://www.tsv.catholic.edu.au/
Catholic Education South Australia	<i>South Australian Commission for Catholic Schools Funding Mechanism</i> https://www.cesa.catholic.edu.au
Catholic Education Commission of Victoria	<i>CECV Allocating government grants to Catholic schools in Victoria</i> https://www.cecv.catholic.edu.au

Independent Approved System Authorities

The following Independent Approved System Authorities redistribute funding between member schools according to their own needs-based funding arrangement, as per subsection 78(5) of the Act.

Name	Need-based funding arrangement
Albury Wodonga Community College Limited ('Indie' School)	<i>Indie School – Needs Based Funding Approach</i> (https://www.indieschool.edu.au)
Anglican School Commission (Southern Queensland)	<i>Overview of Needs-Based Funding Distribution Principals Anglican Schools Queensland System</i> (https://www.ascqld.org)
Anglican Schools Commission (Western Australia, New South Wales and Victoria)	<i>Distribution of Commonwealth Recurrent Funding</i> (https://www.ascschools.edu.au)
Anglican Schools Corporation	<i>Distribution of government recurrent funding in Anglican Schools Corporation</i> (https://www.tasc.nsw.edu.au/contact-us)
Ecumenical Schools Australia	<i>Ecumenical School Needs Based Funding Agreement 2021</i> (https://www.ecumenicalschoools.com.au)
Lutheran Education South Australia, Northern Territory and Western Australia	<i>Finance Policy – Needs-based Funding Distribution</i> (https://www.lesnw.edu.au)
Lutheran Church of Australia Queensland District	<i>Overview of Needs-Based Funding Distribution Arrangements</i> (https://leg.lutheran.edu.au/)
Lutheran Church of Victoria, New South Wales and Tasmania	<i>LEVNT Needs-Based Funding Distribution Principles</i> (https://www.levnt.edu.au)
NT Christian Schools	<i>Overview of Needs-Based Funding Distribution Principles</i> (http://www.ntchristianschools.com.au)
Newcastle Anglican Schools Corporation	<i>Needs-Based Funding Distribution Principals</i> (https://www.newcastleanglican.org.au/community/newcastle-anglican-schools-corporation/)
Seventh-Day Adventist Schools North NSW Limited	<i>SDA Schools (NNSW) Ltd – Needs-Based Funding Arrangement</i> (https://www.nnsw.adventist.edu.au)
Seventh-Day Adventist Schools South Queensland Limited	<i>Seventh-day Adventist Schools (South Queensland) Ltd Needs-based Funding Arrangement 2020</i> (http://sq.adventist.org.au)
Seventh Day Adventist Schools (South New South Wales) Limited	<i>Commonwealth recurrent grant implementation policy</i> (https://sns.adventist.org.au/)
Seventh Day Adventist Schools Victoria Limited	<i>Commonwealth Recurrent School Funding</i> (https://www.asv.vic.edu.au/about/commonwealth-funding/)
Swan Christian Education Association	<i>Needs-Based Funding Arrangement</i> (https://www.scea.wa.edu.au/)

Other Independent Approved Authorities for more than one school

These AAs distribute funding according to the SRS with no reallocation between member schools, as per subsection 78(4) of the Act.

Christian Community Ministries Ltd	Summerland Christian Life Centre Ltd
Autism Spectrum Australia (ASPECT)	The Tamworth Christian Education Association Limited
Trustees of the Christian Brothers	The Council of St Andrew's Cathedral School
The Presbyterian Church New South Wales Property Trust	FSAC Ltd
The Uniting Church in Australia Property Trust (NSW)	Campbelltown Anglican Schools Council
St Philip's Christian Education Foundation Limited	Winifred West Schools Limited
Christian Schools Tasmania	Australian Industry Trade College Ltd
The Uniting Church In Australia Property Trust (Q)	Carey Baptist College Inc
Christian Outreach Centre	Wesley College Melbourne
PARED Ltd	The Salvation Army (Qld) Property Trust
Mercy Education Limited	Pacific Coast Christian School Limited
The Presbyterian and Methodist Schools Association	Australian International Academy of Education Inc
Youth Off The Streets Limited	Trustees of the Marist Brothers
Christian Aboriginal Parent-Directed Schools	Trustees of the Christian Brothers (Queensland)
The Trustees of the Sydney Grammar School	The Council of the King's School
Australian Islamic College (Perth) Inc	South Australian Anglican Schools System Incorporated
The Baptist Union of Queensland- Community Services Group	Seventh Day Adventist Schools Western Australia Limited
The Trustees of Edmund Rice Education Australia	Seventh-Day Adventist Schools (Tasmania) Limited
Royal Institute for Deaf and Blind Children	Seventh-Day Adventist Schools (Greater Sydney) Limited
Al Faisal College Limited	Seventh-Day Adventist Schools South Australia Limited
Illawarra Association for Christian Parent Controlled Education	Seventh-Day Adventist Schools Northern Territory Limited

Appendix E: National funding to schools

Nationally, in 2018-19 the Australian Government, together with state and territory governments provided \$65.6 billion recurrent funding for school education. Further information on national funding and indicator results is available in the [**Report on Government Services**](#) published by Australian Government Productivity Commission.

Appendix F: Methodology applied for reporting on financial assistance paid to the schools sector

Methodology applied and sources of data

The data for this report was sourced from the DESE's internal data systems. Specifically, data was collated from the financial acquittal database, and then compared with data that was used to prepare payments to state and territory treasuries. Quality assurance was also performed using actual payments made through DESE's payment system.

The table below provides a summary of the funding types that have been included in the report. Note that for reporting purposes for some funding types in this report (and to align with public reporting of these where applicable) a shortened or alternative naming reference has been used to describe the funding type. Where this has occurred, the legislative name of the funding type has been provided in brackets in the table below after the shortened or alternative naming reference. This includes for the purposes of reporting funding at the AA level in Appendix A and B. For example, the Indigenous Boarding Initiative was a measure that operated from 2014 to 2016 that provided non-government boarding schools with large numbers of Indigenous boarding students from remote and very remote areas with additional assistance to help deliver improved services to students and provide effective support to boost school attendance and engagement. In the Regulation, this measure was known as Indigenous boarders at non-government schools.

Section Payable	Funding Type	2014	2015	2016	2017	2018	2019	2020
Recurrent Funding								
s.25	Paid under the <i>Australian Education Act 2013</i>	✓	✓	✓	✓	✓	✓	✓
–	Paid under the <i>Schools Assistance Act 2008</i>	✓	–	–	–	–	–	–
s.69	Special Circumstances	✓	✓	✓	✓	✓	✓	✓
	Prescribed Circumstances							
s.69A	Indigenous Boarding Initiative (Indigenous boarders at non-government schools)	✓	✓	✓	–	–	–	–
s.69A	Additional funding for students with disability (Students who are persons with a disability)	–	–	✓	✓	–	–	–
s.69B	ACT Adjustment Assistance (Adjustment assistance for ACT non-government schools)	–	–	–	–	✓	✓	✓
s.69A	Transition Assistance for low-growth non-government schools in 2018 (Additional financial assistance for low-growth non-government schools for 2018)	–	–	–	–	✓	✓	✓
s.69A	Transition Assistance for system weighted average SES schools in 2018 (Additional financial assistance for system weighted average SES schools for 2018)	–	–	–	–	✓	✓	–
s.69B	Additional support for Northern Territory government schools	–	–	–	–	✓	✓	✓

Section Payable	Funding Type	2014	2015	2016	2017	2018	2019	2020
s.69A	Additional assistance of system weighted benefit schools for 2019 ((Additional financial assistance for non-government schools of approved system authorities (system weighted benefit) for 2019))	–	–	–	–	–	✓	–
s.69A	Adjustment funding for low-growth non-government schools in 2019	–	–	–	–	–	✓	✓
s.69A	Additional assistance for 2016 census data arrangements ((Additional financial assistance for non government schools (2016 census data arrangements) for 2019))	–	–	–	–	–	✓	–
s.69A	Local Schools Community Fund	–	–	–	–	–	–	✓
s.28	Capital Grants	✓	✓	✓	✓	✓	✓	✓
	Non-Government Representative Bodies							
s.30	Students First Support Fund	✓	✓	✓	✓	–	–	–
s.30	ACT Adjustment Assistance	✓	✓	✓	✓	–	–	–
s.30	Reform Support Fund	–	–	–	–	✓	✓	✓
s.30	Choice and Affordability	–	–	–	–	–	–	✓
	Other							
–	National Chaplaincy Program	✗	–	–	–	–	–	–
–	Disaster Relief	✗	–	–	–	–	–	–
–	Trade Training Centres	✗	✗	✗	–	–	–	–
–	More Support for Students with Disabilities	✗	–	–	–	–	–	–
–	English as a Second Language	✗	–	–	–	–	–	–
–	Tasmanian Literacy and Numeracy	–	–	–	–	✗	✗	✗

Key: ✓ paid under AEA 2013 ✓ not paid under AEA 2013 but included in report ✗ not paid under AEA 2013

Where appropriate, funding data has been aggregated for reporting purposes. The diagram below illustrates how prescribed circumstances funding (in blue) is aggregated to display the total funding paid to non-government and government approved authorities.

Note that from 1 July 2020, special circumstance funding is paid through the CAF and determined by NGRBs.

Financial assistance to non-government Approved Authorities in the relevant year (\$, exclusive of GST)

Name	State	Base	Students with disability	Aboriginal and Torres Strait Islander	Low English proficiency	Socio educational disadvantage	Location	Size	Special	Prescribed Circumstances Funding	Adjustments	Previous Legislation	Total Funding
------	-------	------	--------------------------	---------------------------------------	-------------------------	--------------------------------	----------	------	---------	----------------------------------	-------------	----------------------	---------------

Special and Prescribed Circumstances financial assistance to Approved Authorities in the relevant year (\$, exclusive of GST)

Name	State	Special Circumstances Funding	Indigenous Boarding Initiative	Additional funding for students with disability	Adjustment assistance with ACT	Transition Assistance for low-growth government schools in 2018	Transition Assistance for system weighted average SES schools in 2018	Additional support for Northern Territory government schools	Additional assistance of system weighted benefit schools for 2019	Adjustment funding for low-growth non-government schools in 2019	Additional Assistance for 2016 census data arrangements	Local Schools Community Fund	Total Funding
------	-------	-------------------------------	--------------------------------	---	--------------------------------	---	---	--	---	--	---	------------------------------	---------------



Find us at dese.gov.au