



INTERNATIONAL STUDENT DATA

monthly summary

March 2023

INTERNATIONAL STUDENT NUMBERS

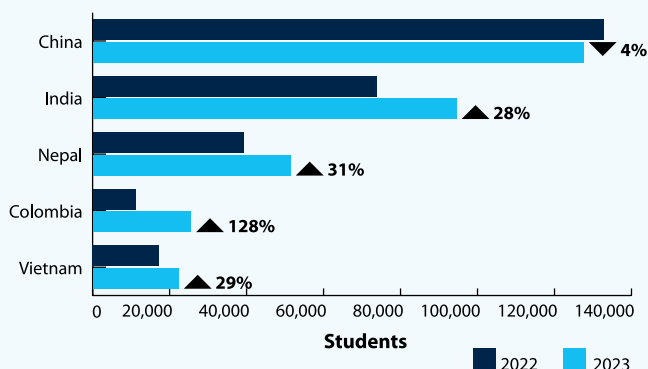


571,646

INTERNATIONAL STUDENTS
IN JANUARY-MARCH **2023**



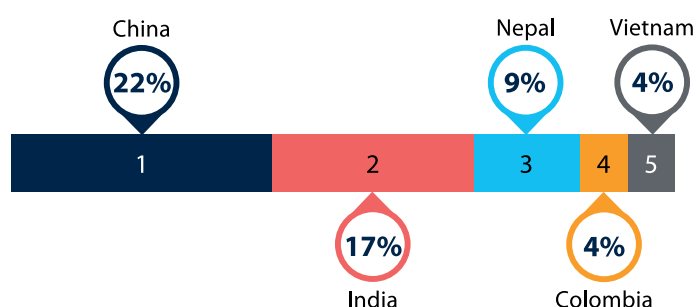
This is **27% more**
students than
in January-March **2022**



TOP FIVE COUNTRIES

56%

OF INTERNATIONAL
STUDENTS ARE FROM THESE
TOP FIVE COUNTRIES



ENROLMENTS

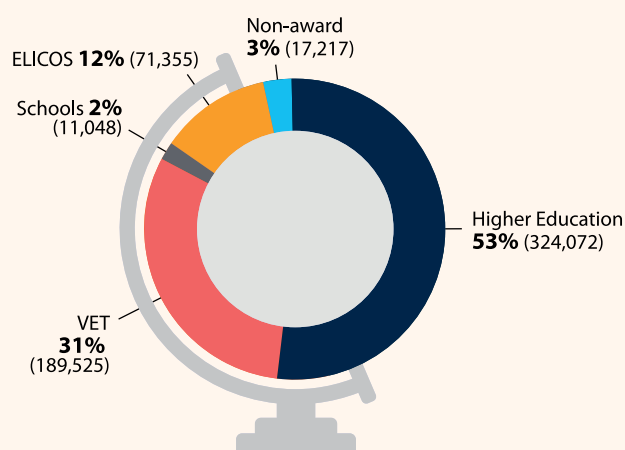


613,217

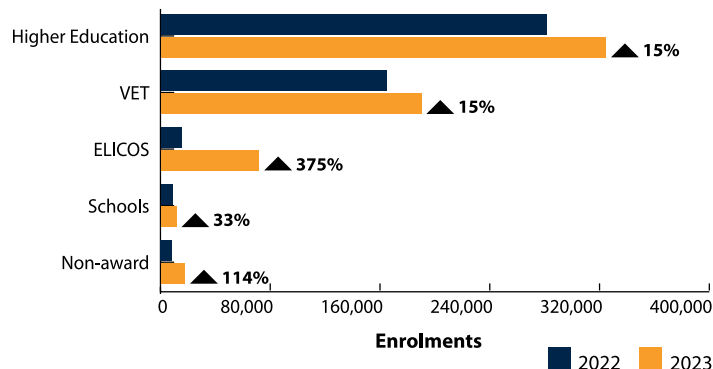
INTERNATIONAL ENROLMENTS
IN JANUARY-MARCH **2023**

Enrolments show what courses international students are studying in the Higher Education, VET, Schools, English Language Intensive Courses for Overseas Students (ELICOS) and Non-award sectors.

There are more enrolments than students since a student can study in more than one course in one calendar year.



EDUCATION SECTORS



Note: An enrolment does not confirm that a student is currently in Australia.
Source: Department of Education, PRISMS