

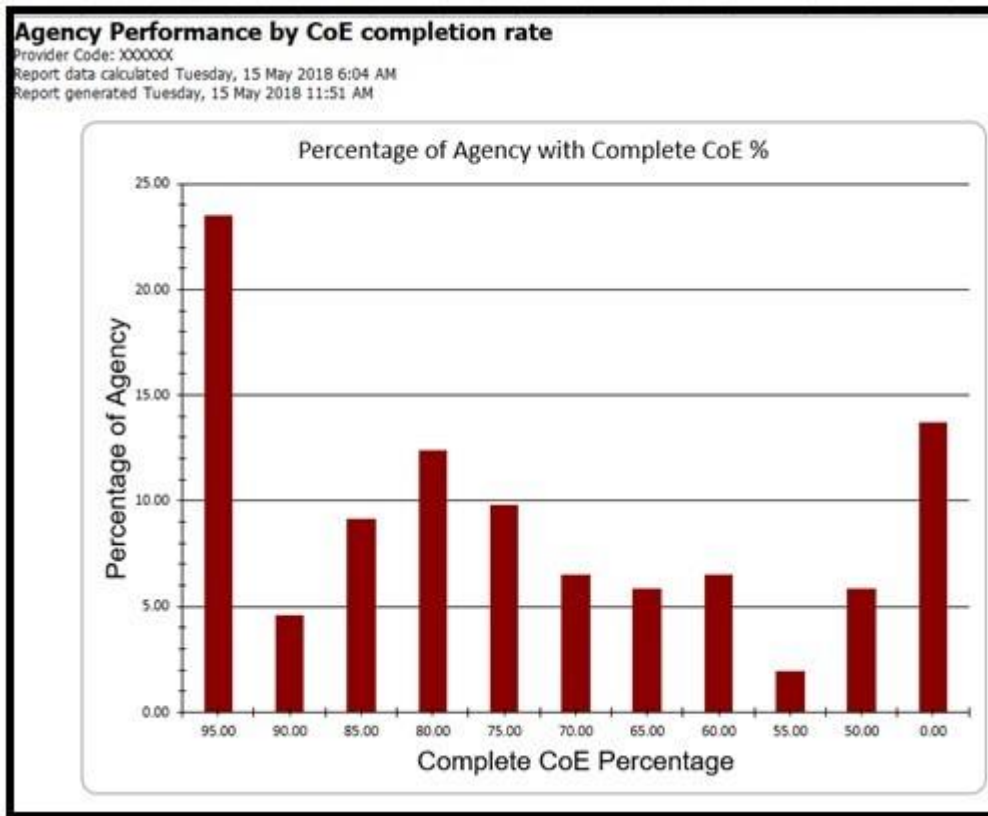
International Education Agent Performance Reports

Performance reports break down enrolment and visa outcomes for overseas students recruited through a particular education agency. These outcomes include whether a student went on to:

- successfully complete their enrolment
- have their visa application refused or their visa grant cancelled
- transfer to another provider
- notify early cessation of their studies
- have their studies terminated for non-payment of fees or disciplinary reasons
- be reported for unsatisfactory course progress or course attendance
- defer or suspend their studies

Education providers can only see reports for their own students recruited through education agencies. Providers will not see information about students from other providers. Report data is based on an education agent being recorded against a student's Confirmation of Enrolment (CoE) by the provider. When analysing the reports, providers should also note that education agents cannot directly control student and visa outcomes.

Agency Performance by CoE completion rate



Agency Performance by CoE completion rate
 Provider Code: XXXXXX
 Report data calculated Monday, 21 May 2018 6:05 AM
 Report generated Tuesday, 22 May 2018 3:00 PM

Complete CoE %	Number of Agencies	Percentage of Total Agencies
95.00	112	14.34
90.00	9	1.15
85.00	19	2.43
80.00	30	3.84
75.00	49	6.27
70.00	32	4.10
65.00	63	8.07
60.00	42	5.38
55.00	24	3.07
50.00	82	10.50
0.00	319	40.85

Agency Performance by Institution Detail

Agency Performance by Institution Detail

Provider Code: XXXXXXX
 Report data calculated Tuesday, 15 May 2018 6:04 AM
 Report generated Tuesday, 15 May 2018 8:55 AM

Agency	Total Number Of CoEs	Transferred	Transferred %	Provider Decision	Provider Decision %	Non Compliance	Non Compliance %	Deferment / Suspension	Deferment / Suspension %	Non Commencement	Non Commencement %	Total Incomplete CoEs	Incomplete %	Visa Refusal %	Visa Cancelled %
Agency 1	10	0	0.00	0	0.00	0	0.00	0	0.00	2	20.00	2	20.00	0	0
Agency 2	5	0	0.00	0	0.00	0	0.00	0	0.00	0	0.00	0	0.00	0	0
Agency 3	10	0	0.00	0	0.00	0	0.00	0	0.00	0	0.00	0	0.00	0	0
Agency 4	30	1	3.30	0	0.00	0	0.00	0	0.00	7	23.30	8	26.70	20	36.7
Agency 5	7	1	14.30	0	0.00	1	14.30	0	0.00	1	14.30	3	42.90	28.6	0
Agency 6	24	0	0.00	0	0.00	0	0.00	0	0.00	3	12.50	3	12.50	12.5	0
Agency 7	27	0	0.00	0	0.00	0	0.00	0	0.00	14	51.90	14	51.90	70.4	0
Agency 8	7	0	0.00	0	0.00	0	0.00	0	0.00	2	28.60	2	28.60	28.6	0
Agency 9	33	0	0.00	0	0.00	0	0.00	0	0.00	4	12.10	4	12.10	0	60.6
Agency 10	41	1	2.40	0	0.00	0	0.00	1	2.40	8	19.50	10	24.40	22	4.9
Agency 11	28	1	3.60	0	0.00	0	0.00	1	3.60	2	7.10	4	14.30	0	71.4
Agency 12	34	2	5.90	0	0.00	0	0.00	0	0.00	9	26.50	11	32.40	17.6	0
Agency 13	2	0	0.00	0	0.00	0	0.00	0	0.00	0	0.00	0	0.00	0	0
Agency 14	15	0	0.00	0	0.00	0	0.00	0	0.00	0	0.00	0	0.00	0	0
Agency 15	15	1	6.70	0	0.00	0	0.00	0	0.00	0	0.00	1	6.70	0	13.3

Agency Performance by Institution Summary

Agency Performance by Institution Summary

Provider Code: XXXXXXX
 Report data calculated Tuesday, 15 May 2018 6:04 AM
 Report generated Tuesday, 15 May 2018 11:40 AM

Agency Business Name	Total Number Of CoE	Number Of Incomplete CoE	Completion Rate%	Earliest Date For CoE Involvement	Recent Date For CoE Involvement	Visa Refusal %	Visa Cancelled %
Agency 1	108	29	73.10	12/07/2012	18/04/2018	0	11.1
Agency 2	10	2	80.00	09/05/2016	09/01/2018	0	0
Agency 3	6	2	66.70	14/08/2013	18/02/2015	0	100
Agency 4	2	0	100.00	24/03/2016	26/07/2016	0	0
Agency 5	5	0	100.00	04/11/2016	04/03/2017	0	0
Agency 6	10	0	100.00	23/08/2016	16/11/2017	0	0
Agency 7	30	8	73.30	13/08/2014	08/06/2017	20	36.7
Agency 8	59	16	72.90	06/02/2013	16/03/2018	0	0
Agency 9	7	3	57.10	22/11/2012	24/01/2014	28.6	0
Agency 10	24	3	87.50	17/03/2017	14/12/2017	12.5	0
Agency 11	3	2	33.30	27/07/2012	27/07/2012	66.7	0
Agency 12	37	7	81.10	06/11/2012	06/04/2018	13.5	5.4
Agency 13	59	13	78.00	07/11/2012	17/11/2016	0	0
Agency 14	27	14	48.10	30/10/2013	11/02/2016	70.4	0
Agency 15	18	8	55.60	20/07/2012	26/03/2014	38.9	5.6
Agency 16	2	0	100.00	03/12/2012	03/07/2013	0	0
Agency 17	6	6	0.00			100	0
Agency 18	7	2	71.40	08/09/2016	20/03/2017	28.6	0
Agency 19	33	4	87.90	15/08/2014	22/09/2016	0	60.6

Agent Performance by CoE completion rate

Agent Performance by CoE completion rate

Provider Code: XXXXXXX
 Report data calculated Tuesday, 15 May 2018 6:04 AM
 Report generated Tuesday, 15 May 2018 11:44 AM

Complete CoE %	Number of Agents	Percentage of Total Agents
95.00	148	38.34
90.00	19	4.92
85.00	21	5.44
80.00	35	9.07
75.00	19	4.92
70.00	21	5.44
65.00	20	5.18
60.00	17	4.40
55.00	8	2.07
50.00	21	5.44
0.00	57	14.77

Agent Performance by CoE completion rate raw data

Agent Performance by CoE completion rate raw data

Provider Code: XXXX
Report data calculated Tuesday, 15 May 2018 6:04 AM
Report generated Tuesday, 15 May 2018 12:03 PM

CoE Code	CoE Status	CoE Created	CoE Proposed Start Date	CoE Proposed End Date	CoE Actual Start Date	CoE Actual End Date	CoE Location Name	CoE Created Date	Variation Reason	Student Name	Student Gender	Student Date of Birth	Student Nationality	Course Code	Course Name	Course Status	Course Sector	Agent Given Name	Agent Family Name	Agency Business Name	Agency Business State	Agency Business Country	Agent Business Phone	Agent Email	IsAgentActive	Visa Event Date	Visa Status
XXXXXXXX	Cancelled	11/02/2012	18/07/2012	21/02/2013	18/07/2012	21/02/2013	XXX	25/02/2012	Non-commissioning of agent	Student 1	MALE	XX	XXX	XXXX	CANCELLED	XXXX	A1	A1	XXXX	XX	XXXX	XX	XXXX	XXXX	Yes		
XXXXXXXX	Cancelled	20/04/2012	28/05/2012	18/05/2013	20/04/2012	18/05/2013	XXX	25/02/2012	Non-commissioning of agent	Student 2	MALE	XX	XXX	XXXX	CANCELLED	XXXX	A2	A2	XXXX	XX	XXXX	XX	XXXX	XXXX	Yes	15/05/2013	Cancelled
XXXXXXXX	Finished	03/07/2013	25/07/2013	19/06/2015	25/07/2013	19/06/2015	XXX			Student 3	FEMALE	XX	XXX	XXXX	CANCELLED	XXXX	A3	A4	XXXX	XX	XXXX	XX	XXXX	XXXX	Yes		
XXXXXXXX	Finished	11/12/2015	09/02/2016	11/12/2015	09/02/2016	11/12/2015	XXX			Student 4	FEMALE	XX	XXX	XXXX	REGISTERED	XXXX	A4	A5	XXXX	XX	XXXX	XX	XXXX	XXXX	Yes		
XXXXXXXX	Cancelled	03/02/2014	20/07/2013	30/06/2016			XXX			Student 5	FEMALE	XX	XXX	XXXX	CANCELLED	XXXX	A5	A6	XXXX	XX	XXXX	XX	XXXX	XXXX	Yes		
XXXXXXXX	Cancelled	16/02/2014	08/02/2014	01/12/2016			XXX			Student 6	FEMALE	XX	XXX	XXXX	REGISTERED	XXXX	A6	A7	XXXX	XX	XXXX	XX	XXXX	XXXX	Yes	27/08/2013	Cancelled
XXXXXXXX	Cancelled	11/03/2015	20/07/2013	17/06/2016	20/07/2013	17/06/2016	XXX			Student 7	MALE	XX	XXX	XXXX	CANCELLED	XXXX	A7	A8	XXXX	XX	XXXX	XX	XXXX	XXXX	Yes		
XXXXXXXX	Finished	16/07/2014	01/07/2014	19/06/2015	01/07/2014	19/06/2015	XXX			Student 8	MALE	XX	XXX	XXXX	CANCELLED	XXXX	A8	A9	XXXX	XX	XXXX	XX	XXXX	XXXX	Yes		
XXXXXXXX	Finished	22/07/2015	09/02/2016	12/01/2015	09/02/2016	12/01/2015	XXX			Student 9	FEMALE	XX	XXX	XXXX	CANCELLED	XXXX	A9	A10	XXXX	XX	XXXX	XX	XXXX	XXXX	Yes		
XXXXXXXX	Finished	14/02/2013	28/07/2013	19/06/2015	28/07/2013	19/06/2015	XXX			Student 10	FEMALE	XX	XXX	XXXX	CANCELLED	XXXX	A10	A11	XXXX	XX	XXXX	XX	XXXX	XXXX	Yes		
XXXXXXXX	Finished	17/10/2012	11/02/2013	06/11/2013	11/02/2013	06/11/2013	XXX			Student 11	FEMALE	XX	XXX	XXXX	CANCELLED	XXXX	A11	A12	XXXX	XX	XXXX	XX	XXXX	XXXX	Yes		
XXXXXXXX	Finished	02/02/2015	09/02/2016	04/12/2015	09/02/2016	04/12/2015	XXX			Student 12	FEMALE	XX	XXX	XXXX	REGISTERED	XXXX	A12	A13	XXXX	XX	XXXX	XX	XXXX	XXXX	Yes	24/11/2016	Cancelled
XXXXXXXX	Finished	29/04/2013	08/02/2016	17/06/2015	08/02/2016	17/06/2015	XXX			Student 13	MALE	XX	XXX	XXXX	CANCELLED	XXXX	A13	A14	XXXX	XX	XXXX	XX	XXXX	XXXX	Yes		
XXXXXXXX	Finished	19/02/2015	08/02/2016	17/06/2016	08/02/2016	17/06/2016	XXX			Student 14	FEMALE	XX	XXX	XXXX	CANCELLED	XXXX	A14	A15	XXXX	XX	XXXX	XX	XXXX	XXXX	Yes		
XXXXXXXX	Cancelled	26/05/2012	23/07/2012	17/06/2013			XXX			Student 15	FEMALE	XX	XXX	XXXX	CANCELLED	XXXX	A15	A16	XXXX	XX	XXXX	XX	XXXX	XXXX	Yes		
XXXXXXXX	Finished	11/02/2014	08/02/2016	17/06/2016	08/02/2016	17/06/2016	XXX			Student 16	FEMALE	XX	XXX	XXXX	REGISTERED	XXXX	A16	A17	XXXX	XX	XXXX	XX	XXXX	XXXX	Yes		

Agent Performance by Institution Summary

Agent Performance by Institution Summary

Provider Code: XXXXXX
Report data calculated Tuesday, 15 May 2018 6:04 AM
Report generated Tuesday, 15 May 2018 12:17 PM

Agency Business Name	Agent Family Name	Agent Given Name	Address	State/City	Country	Total Number Of CoE	Number Of Incomplete CoE	Completion Rate%
XXX	A1	A1	X XX XXX	X	X	2	0	100.00
XXX	A2	A2	X XX XXX	X	X	7	0	100.00
XXX	A3	A3	X XX XXX	X	X	126	46	63.50
XXX	A4	A4	X XX XXX	X	X	22	10	54.50
XXX	A5	A5	X XX XXX	X	X	6	0	100.00
XXX	A6	A6	X XX XXX	X	X	12	4	66.70
XXX	A7	A7	X XX XXX	X	X	1	0	100.00
XXX	A8	A8	X XX XXX	X	X	10	1	90.00
XXX	A9	A9	X XX XXX	X	X	8	2	75.00
XXX	A10	A10	X XX XXX	X	X	8	2	75.00
XXX	A11	A11	X XX XXX	X	X	22	5	77.30
XXX	A12	A12	X XX XXX	X	X	41	9	78.00
XXX	A13	A13	X XX XXX	X	X	4	1	75.00
XXX	A14	A14	X XX XXX	X	X	10	4	60.00
XXX	A15	A15	X XX XXX	X	X	3	0	100.00
XXX	A16	A16	X XX XXX	X	X	45	9	80.00
XXX	A17	A17	X XX XXX	X	X	35	8	77.10
XXX	A18	A18	X XX XXX	X	X	45	7	84.40

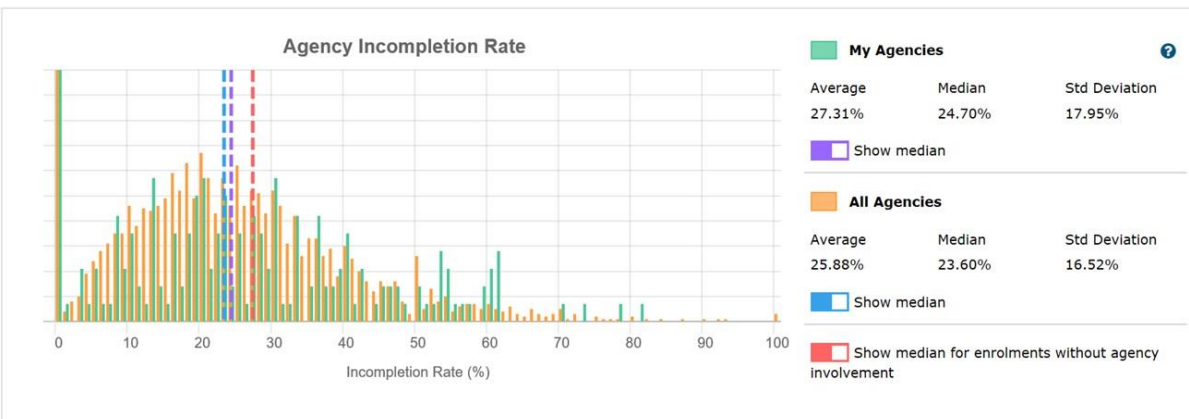
Institution Reliance by Agency

Institution Reliance by Agency

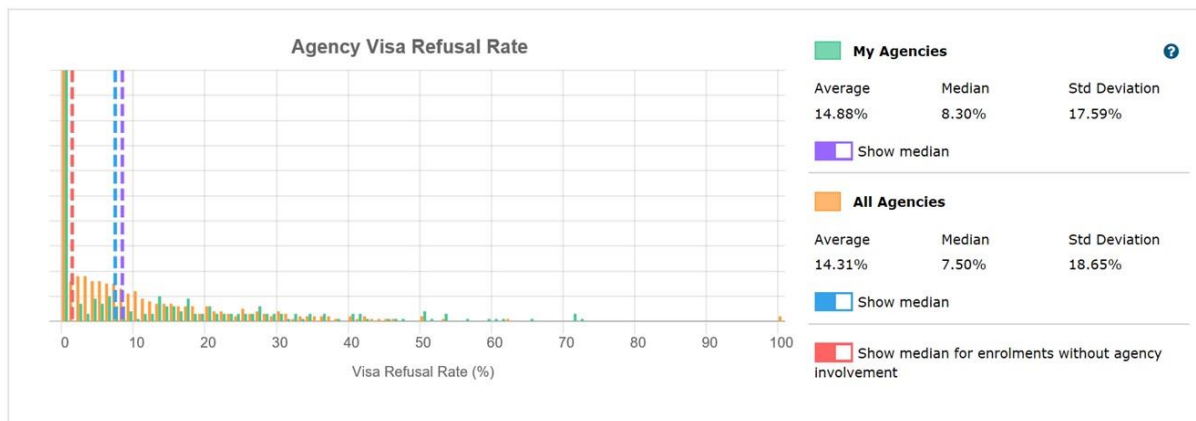
Provider Code: XXXX
Report data calculated Tuesday, 15 May 2018 6:04 AM
Report generated Tuesday, 15 May 2018 12:23 PM

ID	Business Name	Count Of CoEs	Percent Of Total
AG1	AGENCY	5,424	32.85
AG2	AGENCY	1,137	6.89
AG3	AGENCY	1,052	6.37
AG4	AGENCY	439	2.66
AG5	No Agency	419	2.54
AG6	AGENCY	374	2.27
AG7	AGENCY	304	1.84
AG8	AGENCY	302	1.83
AG9	AGENCY	275	1.67
AG10	AGENCY	236	1.43
AG11	AGENCY	208	1.26

Agency Incompletion Rate



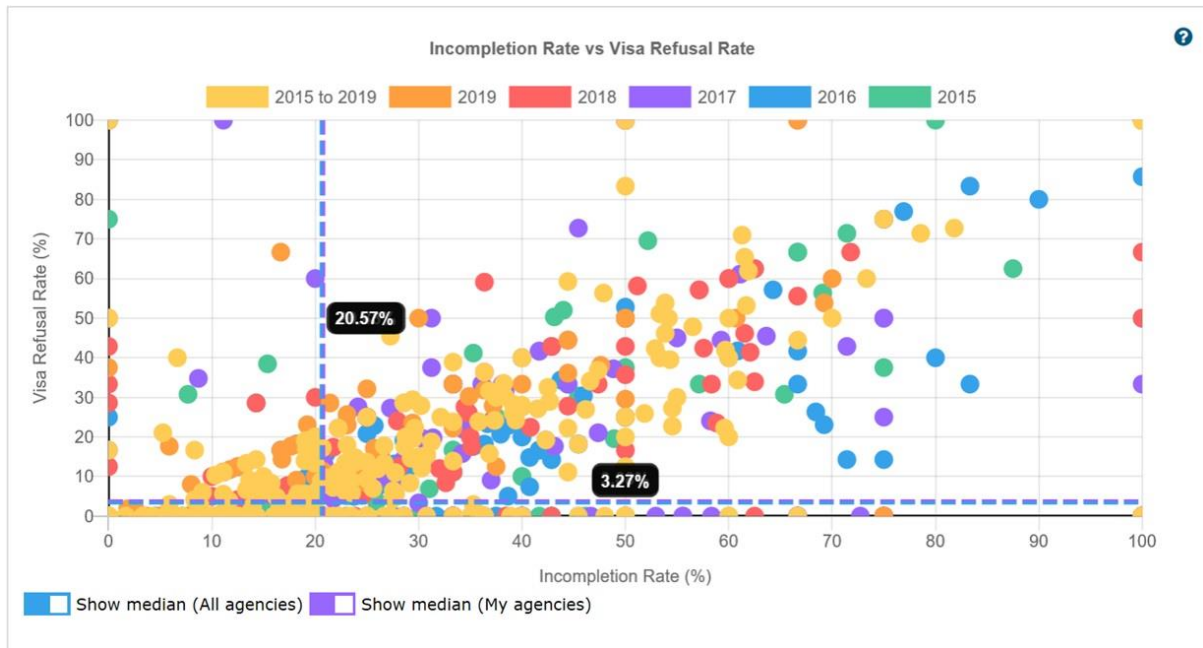
Agency Visa Refusal Rate



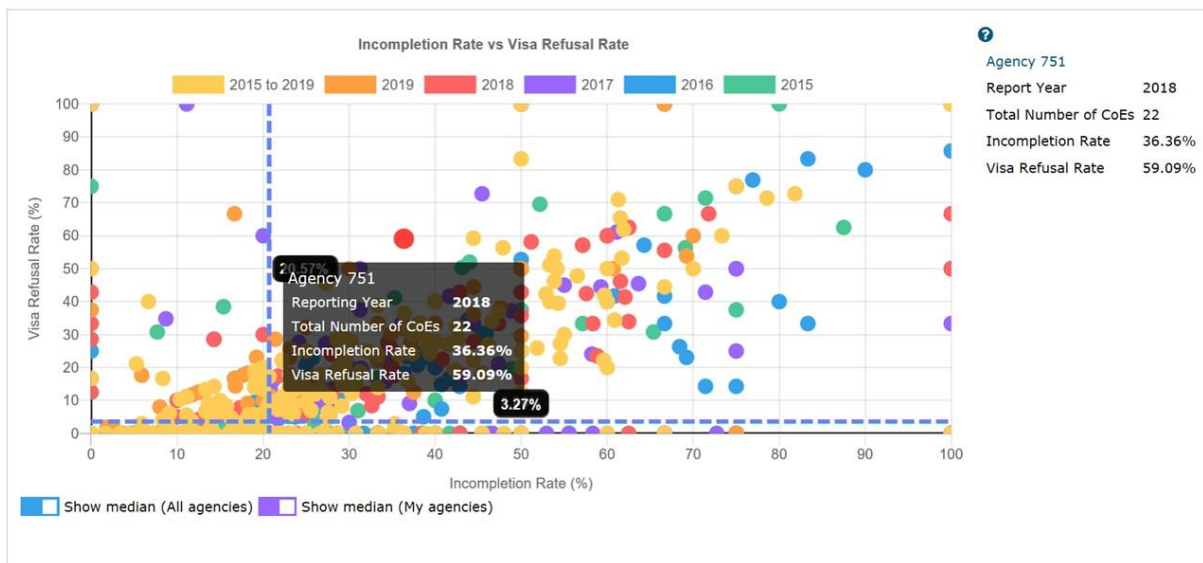
Comparison Summary Report

Comparison Summary Export					
A Sample Provider [00001S]					
Report generated Monday, 4 November 2019 11:51 AM					
Report Criteria					
Year: 2019, 2018, 2017, 2016, 2015					
Nationality: Bangladesh, Brazil, Cambodia, Chile, China, Colombia, Ecuador, France, Ghana, Hong Kong, India, Indonesia, Italy, Japan, Kenya, Korea, Republic of (South), Lebanon, Malaysia, Mauritius, Mexico, Mongo					
Sector: ELICOS, Higher Education, VET					
CoE Type: Offshore COE, Onshore COE					
Location: Major Cities					
CoE Threshold: 10					
Incompletion					
	Rate %				
My Average Incompletion Rate Without Agent	27.00				
My Agencies Average Incompletion Rate	27.31				
Benchmark Agencies Average Incompletion Rate	25.88				
Visa Refusal					
	Rate %				
My Average Visa Refusal Rate Without Agent	1.40				
My Agencies Average Visa Refusal Rate	14.88				
Benchmark Agencies Average Visa Refusal Rate	14.31				
Agency Performance Summary					
Agency Name	Total Number Of CoEs	Number Of Incomplete CoEs	Incompletion Rate %	Number Of Visa Refusal	Visa Refusal Rate %
Agency 10086	10	7	70.00	5	50.00
Agency 1019	30	1	3.30	0	0.00
Agency 1072	48	9	18.80	2	4.20
Agency 1092	205	45	22.00	15	7.30
Agency 1101	88	21	23.90	13	14.80
Agency 1130	135	17	12.60	0	0.00
Agency 1163	23	2	8.70	1	4.30
Agency 1166	97	58	59.80	21	21.60
Agency 1167	501	138	27.50	32	6.40
Agency 1170	47	7	14.90	3	6.40
Agency 1190	24	5	20.80	0	0.00
Agency 1200	15	3	20.00	0	0.00
Agency 1231	19	4	21.10	0	0.00
Agency 1255	18	7	38.90	0	0.00
Agency 1271	18	6	33.30	7	38.90
Agency 1272	26	16	61.50	17	65.40
Agency 1331	78	15	19.20	11	14.10
Agency 1411	24	2	8.30	1	4.20

Incompletion Rate vs Visa Refusal Rate



Agency selection on Incompletion Rate vs Visa Refusal Rate



Agency / Agent Details

Agency / Agent Details

Agency 751

Family Name	Given Name	Address	State	Country	Phone	Email Address	Total Number of CoEs	Incompletion Rate %	Visa Refusal %
EXAMPLE	Agent 63411	63411 Main Street	example state	example country	0200063411	agent63411@example.com	22	36.36	59.09

1 record

Incompletion Rate 36.36%
 Visa Refusal Rate 59.09%

Show median (All agencies) Show median (My agencies)

Detail Tab Export

Detail Tab Export						
A Sample Provider [00001S]						
Report generated Monday, 4 November 2019 11:55 AM						
Report Criteria						
Year: 2015 to 2019, 2019, 2018, 2017, 2016, 2015						
Nationality: Afghanistan, Argentina, Austria, Bangladesh, Belgium, Bhutan, Bosnia and Herzegovina, Botswana, Brazil, Brunei Darussalam, Cambodia, Canada, Chile, China, Colombia, Costa Rica, Croatia, Czech Republic						
Sector: ELICOS, Higher Education, VET						
CoE Type: Offshore COE, Onshore COE						
Location: Major Cities						
Incompletion		Rate %				
My agencies median incompletion rate		20.83				
All agencies median incompletion rate		20.57				
Visa Refusal		Rate %				
My agencies median visa refusal rate		3.88				
All agencies median visa refusal rate		3.27				
Agency Name	Year	Total Number of CoEs	Number of Incomplete CoEs	Incompletion Rate %	Number of Visa Refusal	Visa Refusal Rate %
Agency 1000	2015 to 2019	2	1	50.00	0	0.00
Agency 10086	2015 to 2019	10	7	70.00	5	50.00
Agency 1019	2015 to 2019	30	1	3.33	0	0.00
Agency 1044	2015 to 2019	6	0	0.00	0	0.00
Agency 10692	2015 to 2019	4	0	0.00	0	0.00
Agency 1072	2015 to 2019	50	9	18.00	2	4.00
Agency 1084	2015 to 2019	1	0	0.00	0	0.00
Agency 1092	2015 to 2019	207	45	21.74	15	7.25
Agency 1099	2015 to 2019	2	0	0.00	0	0.00
Agency 1101	2015 to 2019	88	21	23.86	13	14.77
Agency 1130	2015 to 2019	136	18	13.24	0	0.00
Agency 1163	2015 to 2019	23	2	8.70	1	4.35
Agency 1166	2015 to 2019	99	59	59.60	22	22.22
Agency 1167	2015 to 2019	501	138	27.54	32	6.39
Agency 1170	2015 to 2019	47	7	14.89	3	6.38
Agency 11754	2015 to 2019	1	0	0.00	0	0.00
Agency 11853	2015 to 2019	3	3	100.00	3	100.00
Agency 1190	2015 to 2019	26	5	19.23	0	0.00
Agency 1200	2015 to 2019	15	3	20.00	0	0.00
Agency 1231	2015 to 2019	19	4	21.05	0	0.00